

**KINGDOM OF CAMBODIA
NATION RELIGION KING**



MINISTRY OF LABOUR AND VOCATIONAL TRAINING

TECHNICAL AND VOCATIONAL EDUCATION AND TRAINING STATISTICS

ACADEMIC YEAR 2021 - 2022

TVETMIS Office, Department of Labour Market Information

YEAR 2022

Definitions

Number of public training institutions: Total number of public TVET institutions under Ministry of Labour and Vocational Training.

Number of private training institutions: Total number of private TVET institutions registered with Ministry of Labour and Vocational Training.

Institution: TVET institution that offers training from short course up to Master level.

Regional Training Center (RCT): TVET institution that offers training from short course up to Master level.

Provincial Training Center (PTC)/ Vocational Training Center (VTC): TVET institution that offers training from short course up to Diploma level.

Enrollment: Number of trainees enrolled in a particular course.

Dropout: Number of trainees drop out from training course. When a trainee does not attend the course more than 50 percent of total training hours, he/she will be classified as dropout.

Employed after graduation: Number of trainees who have a job within 3 months or 6 months after graduation.

Teaching Staff: Number of staff whose main duty is teaching/training.

Non Teaching Staff: Number of staff whose main duty is not teaching/training such as director, deputy director, admin staff, driver etc.

Total Staff: Total number of staff both teaching and non-teaching.

Short Course: A program involving practical vocational training tasks (including workshops) and a limited number of classroom presentations until the competencies specified as learning outcomes for the program concerned have been achieved. For most learners beginning at entry level this would normally require less than one year of full time studies or equivalent (non-formal training).

C1: Technical and Vocational Certificate 1. A program involving practical technical and vocational training tasks (including workshops) and a limited number of classroom presentations until the competencies specified as learning outcomes for the program concerned have been achieved. For most learners beginning at level 1 this would normally require one year of full time studies or equivalent.

C2: Technical and Vocational Certificate 2. A program involving practical vocational training tasks (including workshops and laboratory activities) and some classroom presentations until the competencies specified as learning outcomes for the program concerned have been achieved. For most learners beginning after level 2 would normally require one year of full time studies or equivalent.

C3: Technical and Vocational Certificate 3. A program involving practical technical training (including workshops, laboratories and applied work and work experience) and classroom presentations until the competencies specified as learning outcomes for the program concerned have been achieved. For most learners beginning after level 3 this would normally require one year of full time work and study or equivalent. This work would be assessed as equivalent to 30 credit hours.

Diploma: A program involving study and practical technical training (including classroom presentations, workshops, laboratories and applied work and work experience) until the competencies specified as learning outcomes for the program concerned have been achieved. For students entering technical education after general secondary school two years of study and training or equivalent (at least 60 credit hours) would be required. This work would be assessed as equivalent to 30 credit hours beyond level 4.

Bachelor: A Bachelors Degree program in technology/engineer/business education/training is a systematic, research-based, coherent, introduction to knowledge, idea, principles, concept, research methods and to analytical and problem-solving techniques of a recognized major subject or subjects. A programme leading to this qualification usually involves major studies in which significant knowledge is available. Programme content is taken to significant depth and progressively developed to a high level, which provides a basis for post-graduate study and professional careers. An award requiring a minimum of 120 credit hours at post secondary levels, normally following four years of full time training and study or equivalent at post secondary levels.

Master: Masters degree of technology/business aimed at advanced professional expertise may involve a significant independent project applying learning gained to issues or problems in their field, together with advanced coursework. Masters degrees of technology/business in Technical and Vocational Education and Training is normally designed to extend the principal subject or subjects of the qualifying degree or may be build on relevant knowledge and skills derived from advanced occupational experience. A master's degree of technology/business education contains a significant element of supervised research, normally embodied in a thesis, dissertation or substantial research paper. The master's degree of technology/business education required a minimum of 24 credits for course work plus a thesis in a research degree program, or 39 credits for course work plus a significant project (45-57 credits). Masters degrees normally involve at least two years for full-time of advanced study following completion of a bachelor degree.

PhD: The Doctoral Degree required a minimum of 54 credit hours for advanced coursework plus a major thesis normally taken at least three years up to six years for full time academic years and eight years for part time or equivalent following a Masters degree. An alternative program structure with greater concentration on independent research is available in selected fields at some institutions involving a minimum of 12 credit hours and a more extensive thesis.

% Female: Percentage of female trainees in compare to total number of trainees.

$$\text{Formula: } \frac{\text{Female enrollment} \times 100}{\text{Total enrollment}}$$

Non-Formal: Refer to Short Course.

Formal: Refer to course from Certificate1 (CQF2) and above.

Graduation: Trainees who are successfully completed a training course and certified for that course.

Table 1 - Long Course Students (MLVT Public Training Institutions and MLVT Registered Training Institutions)

<i>Particular</i>	<i>Number of institutions</i>	<i>Enrollment</i>		<i>Studying</i>		<i>Drop Out</i>		<i>Promotion</i>		<i>Graduation</i>	
		<i>Total</i>	<i>Female</i>	<i>Total</i>	<i>Female</i>	<i>Total</i>	<i>Female</i>	<i>Total</i>	<i>Female</i>	<i>Total</i>	<i>Female</i>
Whole country	59	35,150	13,363	53,576	19,360	2,930	974	21,658	7,384	28,988	11,002
Public	37	32,847	12,323	48318	17621	2894	958	21,469	7,303	23955	9360
NGO & Private	22	2,303	1,040	5,258	1,739	36	16	189	81	5,033	1,642

Table 1.1 - Short Course Students(MLVT Public Training Institutions and MLVT Registered Training Institutions)

<i>Particular</i>	<i>Number of institutions</i>	<i>Enrollment</i>		<i>Studying</i>		<i>Drop Out</i>		<i>Graduation</i>	
		<i>Total</i>	<i>Female</i>	<i>Total</i>	<i>Female</i>	<i>Total</i>	<i>Female</i>	<i>Total</i>	<i>Female</i>
Whole country	59	24,735	8,947	24,787	9,098	0	0	24,735	8,947
Public	37	12595	4050	12647	4201	0	0	12595	4050
NGO & Private	22	12140	4897	12140	4897	0	0	12140	4897

Table 1.2 - Institutions Staff (MLVT Public Training Institutions and MLVT Registered Training Institutions)

<i>Particular</i>	<i>Number of institutions</i>	<i>Teaching Staff</i>		<i>Non-teaching Staff</i>		<i>Total Staff</i>	
		<i>Total</i>	<i>Female</i>	<i>Total</i>	<i>Female</i>	<i>Total</i>	<i>Female</i>
Whole country	60	2,315	595	2,371	639	4,686	1,234
By institution category							
Public							
Institute	16	692	159	1187	307	1879	466
PTC / VTC	22	1486	399	946	235	2432	634
NGO & Private							
Institute	22	128	35	183	77	311	112
PTC / VTC		9	2	55	20	64	22
By location							
Phnom Penh	30	392	383	969	289	1,361	383
Provinces	30	1,923	851	1,402	350	3,325	851

Table 1.3 - Enrollment by Training Level (MLVT Public Training Institutions and MLVT Registered Training Institutions)

<i>Particular</i>	<i>Number of institutions</i>	<i>Short Course</i>		<i>C1</i>		<i>C2</i>		<i>C3</i>		<i>Higher Diploma</i>		<i>Bachelor</i>		<i>Master</i>		<i>PhD</i>	
		<i>Total</i>	<i>Female</i>	<i>Total</i>	<i>Female</i>	<i>Total</i>	<i>Female</i>	<i>Total</i>	<i>Female</i>	<i>Total</i>	<i>Female</i>	<i>Total</i>	<i>Female</i>	<i>Total</i>	<i>Female</i>	<i>Total</i>	<i>Female</i>
Whole country	59	24,735	8,947	14,461	7,053	2,427	803	1,592	488	7,977	2,092	8,125	2,800	537	123	31	4
Public	37	12595	4050	14,113	6,889	2,160	697	1,305	361	7,200	1,748	7,785	2,586	253	38	31	4
NGO & Private	22	12,140	4897	348	164	267	106	287	127	777	344	340	214	284	85	0	0

Table 1.4 - Enrollment by Training Level and by Sector (MLVT Public Training Institutions and MLVT Registered Training Institutions)

Sector	Short Course		C1		C2		C3		Higher Diploma		Bachelor		Master		PhD		Total	
	Total	Female	Total	Female	Total	Female	Total	Female	Total	Female	Total	Female	Total	Female	Total	Female	Total	Female
Public																		
Electrical /Electronic	0	0	2714	965	603	223	523	133	1700	230	1596	204	35	4			7171	1759
Construction	0	0	1319	215	193	51	132	34	696	23	871	24	55	1			3266	348
Mechanic	0	0	1800	33	335	44	253	27	509	30	197	10	0	0			3094	144
Business/ICT	0	0	4340	4402	430	94	70	27	3017	1104	4334	2190	163	33	31	4	12385	7854
Manufacturing	0	0	65	5	40	6	5	0	11	1			0	0			121	12
Cooling/Heating	0	0	346	107	183	54	81	27	192	13	10	0	0	0			812	201
Agriculture	5197	2372	2141	403	0	0	0	0									7338	2775
Service	7398	1678	876	509	376	225	241	113	52	37							8943	2562
Other			512	250					1023	310	777	158					2312	718
Total	12595	4050	14113	6889	2160	697	1305	361	7200	1748	7785	2586	253	38	31	4	45442	16373
Private/NGO																		
Electrical /Electronic			70	12	65	14	60	0	84	3	97	4					376	33
Construction									49	8							49	8
Mechanic			154	0			88	0									242	0
Business/ICT	6307	2915	82	126	202	92	139	127	644	333	243	210	284	85			7901	3888
Manufacturing			42	26													42	26
Cooling/Heating																	0	0
Agriculture	2160	521															2160	521
Service	3536	1402															3536	1402
Other	137	59															137	59

Table 2 A - MLVT Public Training Institution Non Teaching Staff by Functions by Province

<i>Province</i>	<i>Total</i>	<i>Director</i>	<i>D. Director</i>	<i>Admin</i>	<i>Account</i>	<i>Planning</i>	<i>Equipment Maint.</i>	<i>Facility Maint.</i>	<i>Community Development Specialist</i>	<i>Curriculum Writer</i>	<i>Academic Affair</i>	<i>Librarian</i>	<i>Driver</i>	<i>Other</i>
Banteay Meanchey	51	1	3	4	2	2	0	0	0	0	9	0	0	30
Battambang	91	5	13	13	9	0	1	0	12	5	8	1	0	24
Kampong Cham	50	2	2	2	4	0	1	0	2	2	2	0	0	33
Kampong Chhnang	15	1	2	0	1	0	1	0	5	0	0	0	0	5
Kampong Speu	71	9	2	9	1	1	6	1	7	0	8	0	0	27
Kampong Thom	25	1	0	3	4	2	0	0	0	1	7	0	0	7
Kampot	97	2	6	19	4	0	0	0	9	2	9	0	0	46
Kandal	163	1	2	12	4	2	1	1	15	3	48	0	0	74
Kep	14	1	2	3	3	4	0	0	0	0	0	0	0	1
Koh Kong	42	1	3	5	1	1	1	0	1	15	0	0	0	14
Kratie	12	1	3	0	1	0	1	0	0	0	1	0	0	5
Mondul Kiri	72	3	2	3	0	0	2	2	17	0	32	0	0	11
Otdar Meanchey	9	1	1	1	1	0	0	0	0	0	0	0	0	5
Pailin	10	0	1	2	1	0	0	0	2	1	3	0	0	0
Phnom Penh	731	7	25	77	30	11	25	1	2	11	148	7	10	377
Preah Sihanouk	80	3	4	4	0	0	0	0	44	0	2	1	0	22
Preah Vihear	88	3	3	3	2	2	1	2	2	1	30	0	0	39
Prey Veng	62	1	2	2	0	0	0	0	0	0	0	0	0	57
Pursat	43	2	5	0	1	0	0	0	1	0	0	0	1	33
Ratanak Kiri	92	1	3	2	2	0	0	0	6	0	6	0	0	72
Siem Reap	90	2	8	34	5	0	0	0	0	4	23	2	0	12
Stung Treng	8	1	1	1	1	0	0	0	0	0	0	0	0	4
Svay Rieng	20	1	4	7	3	2	0	0	0	0	2	0	0	1
Takeo	147	1	5	6	6	0	0	1	0	0	0	0	0	128
Tbong Khmum	50	1	3	1	-	-	-	-	8	-	5	-	-	32
Whole Country	2,133	52	105	213	86	27	40	8	133	45	343	11	11	1,059

Table 2 B - MLVT Registered Training Institution Non Teaching Staff by Functions by Province

<i>Province</i>	<i>Total</i>	<i>Director</i>	<i>D. Director</i>	<i>Admin</i>	<i>Account</i>	<i>Planning</i>	<i>Equipment Maint.</i>	<i>Facility Maint.</i>	<i>Community Development Specialist</i>	<i>Curriculum Writer</i>	<i>Academic Affair</i>	<i>Librarian</i>	<i>Driver</i>	<i>Other</i>
Banteay Meanchey	0	0	0	0	0	0	0	0	0	0	0	0	0	0
Battambang	0	0	0	0	0	0	0	0	0	0	0	0	0	0
Kampong Cham	0	0	0	0	0	0	0	0	0	0	0	0	0	0
Kampong Chhnang	0	0	0	0	0	0	0	0	0	0	0	0	0	0
Kampong Speu	0	0	0	0	0	0	0	0	0	0	0	0	0	0
Kampong Thom	0	0	0	0	0	0	0	0	0	0	0	0	0	0
Kampot	0	0	0	0	0	0	0	0	0	0	0	0	0	0
Kandal	0	0	0	0	0	0	0	0	0	0	0	0	0	0
Kep	0	0	0	0	0	0	0	0	0	0	0	0	0	0
Koh Kong	0	0	0	0	0	0	0	0	0	0	0	0	0	0
Kratie	0	0	0	0	0	0	0	0	0	0	0	0	0	0
Mondul Kiri	0	0	0	0	0	0	0	0	0	0	0	0	0	0
Otdar Meanchey	0	0	0	0	0	0	0	0	0	0	0	0	0	0
Pailin	0	0	0	0	0	0	0	0	0	0	0	0	0	0
Phnom Penh	238	7	6	37	16	3	0	1	0	3	64	8	0	93
Preah Sihanouk	0	0	0	0	0	0	0	0	0	0	0	0	0	0
Preah Vihear	0	0	0	0	0	0	0	0	0	0	0	0	0	0
Prey Veng	0	0	0	0	0	0	0	0	0	0	0	0	0	0
Pursat	0	0	0	0	0	0	0	0	0	0	0	0	0	0
Ratanak Kiri	0	0	0	0	0	0	0	0	0	0	0	0	0	0
Siem Reap	0	0	0	0	0	0	0	0	0	0	0	0	0	0
Stung Treng	0	0	0	0	0	0	0	0	0	0	0	0	0	0
Svay Rieng	0	0	0	0	0	0	0	0	0	0	0	0	0	0
Takeo	0	0	0	0	0	0	0	0	0	0	0	0	0	0
Tbong Khmum	0	-	-	-	-	-	-	-	-	-	-	-	-	-
Whole Country	238	7	6	37	16	3	-	1	-	3	64	8	-	93

Table 3-A - Students by MLVT Training Institutions

No.	Institution	Enrollment		Drop Out		Graduation	
		Public		Public		Public	
		Total	Female	Total	Female	Total	Female
1	Polytechnic Institute of Banteay Meanchey Province	793	93	24	7	622	36
2	Battambang Institute of Technology	1,242	144	159	32	1,061	112
3	Provincial Training Center of Tbong Khmum	283	39	18	5	265	34
4	National Institute of Entrepreneurship and Innovation	1,954	558	131	34	1,823	524
5	Cambodian Thai Skill Development Institute	1,632	978	92	11	1,390	910
6	National Polytechnic Institute of Angkor	1,399	612	194	24	1,095	503
7	Industrial Technical Institute	2,207	908	78	27	1,971	807
8	JVC Technical School & Workshop	571	216	0	0	571	216
9	Polytechnic Institute of Kampong Cham Province	525	122	0	0	525	122
10	National Polytechnic Institute Techo Sen	1,035	324	210	79	675	211
11	Kep Provincial Training Center	452	207	169	97	283	110
12	Polytechnic Institute of Koh Kong Province	1,178	539	440	199	566	269
13	Kompong Chhannng Provincial Training Center	208	102	0	0	208	102
14	Polytechnic Institute of Kampong Speu Province	804	179	44	21	647	131
15	Polytechnic Institute of Kompong Thom Province	447	156	0	0	447	156
16	Regional Polytechnic Institute Techo Sen Eisan	273	30	0	0	220	5
17	Mondulkiri Provincial Training Center	307	45	4	0	283	34
18	National Institute of Business	6,055	2,761	0	0	5,605	2,566
19	National Polytechnic Institute Of Cambodia	7,351	2,787	157	12	6,679	2,595
20	National Technical Training Institute	7,274	3,728	315	81	6,959	3,647
21	National Vocation Institute of Battambang	1,067	733	50	14	1,017	719
22	Pailin Provincial Training Center	865	273	0	0	718	187
23	Polytechnic Institute of Preah Sihanouk	875	171	101	33	774	138
24	Preah Kossomak Polytechnic Institute	5,486	1857	219	85	5,147	1,724

Table 3-A - Students by MLVT Training Institutions

No.	Institution	Enrollment		Drop Out		Graduation	
		Public		Public		Public	
25	Polytechnic Institute of Prear Vihea Province	72	8	0	0	72	8
26	Preash Sihanouk Cambodia China Friendship Polytechnic Institute	725	227	20	7	705	220
27	Polytechnic Institute of Prey Veng Province	878	184	191	91	687	93
28	Oddar meanchey Provincial Training Center	418	338	0	0	418	338
29	Polytechnic Institute of Pursat Province	1,547	595	25	9	1,522	586
30	Ratanakiri Provincial Training Center	290	122	0	0	183	72
31	Regional Polytechnic Institute Techo Sen Battambang	2,162	531	2	1	2,043	483
32	Regional Polytechnic Institute Techo Sen Kampot	3,511	1,452	30	12	3,276	1,386
33	Regional Polytechnic Institute Techo Sen Siem Reap	1,947	408	136	53	1,594	222
34	Regional Polytechnic Institute Techo Sen SvayRieng	1825	343	121	40	1,704	303
35	Regional Polytechnic Institute Techo Sen Takeo	1622	373	0	0	1,391	233
36	Stung Treng Provincial Training Center	435	135	0	0	435	135
37	Vocational Training Center of Preah Vihea Yalay	170	32	0	0	142	12
	Whole Country	59,885	22,310	2,930	974	53,723	19,949

Table 3-B - Staff by MLVT Training Institutions

No.	Institution	Teaching Staff		Non-teaching Staff		Total Staff	
		Total	Female	Total	Female	Total	Female
1	Polytechnic Institute of Banteay Meanchey Province	22	22	51	16	73	22
2	Battambang Institute Of Technology	37	15	17	8	54	15
3	National Institute of Entrepreneurship and Innovation	57	45	84	28	141	45
4	Cambodian Thai Skill Development Institute	21	12	58	9	79	12
5	National Polytechnic Institute of Angkor	1	14	41	14	42	14
6	Industrial Technical Institute	26	29	95	25	121	29
7	Jvc Technical School & Workshop	14	10	24	10	38	10
8	Polytechnic Institute of Kampong Cham Province	95	72	50	22	145	72
9	National Polytechnic Institute Techo Sen	19	57	163	47	182	57
10	Kep Provincial Training Center	21	6	14	3	35	6
11	Polytechnic Institute of Koh Kong Province	21	7	42	6	63	7
12	Kompong Chhanng Provincial Training Center	106	31	15	2	121	31
13	Polytechnic Institute of Kampong Speu Province	214	63	71	11	285	63
14	Polytechnic Institute of Kompong Thom Province	52	21	25	4	77	21
15	Regional Polytechnic Institute Techo Sen Eisan	20	3	12	1	32	3
16	Mondulkiri Provincial Training Center	83	48	72	22	155	48
17	Provincial Training Center of Tbong Khmum	147	68	50	14	197	68
18	National Institute Of Business	12	21	72	17	84	21
19	National Polytechnic Institute Of Cambodia	102	63	158	42	260	63
20	National Technical Training Institute	16	35	102	30	118	35
21	National Vocation Institute Of Battambang	47	16	15	2	62	16
22	Pailin Provincial Training Center	23	8	10	3	33	8
23	Polytechnic Institute Of Preah Sihanouk	82	29	73	14	155	29
24	Preah Kossomak Polytechnic Institute	7	34	138	31	145	34
25	Polytechnic Institute of Prear Vihea Province	183	72	74	11	257	72

Table 3-B - Staff by MLVT Training Institutions

No.	Institution	Teaching Staff		Non-teaching Staff		Total Staff	
		Total	Female	Total	Female	Total	Female
26	Preash Sihanouk Cambodia China Friendship Polytechnic Institute	25	2	7	0	32	2
27	Polytechnic Institute of Prey Veng Province	2	10	62	10	64	10
28	Oddar meanchey Provincial Training Center	69	11	9	3	78	11
29	Polytechnic Institute of Pursat Province	250	42	43	7	293	42
30	Ratanakiri Provincial Training Center	41	34	92	24	133	34
31	Regional Polytechnic Institute Techo Sen Battambang	126	58	59	22	185	58
32	Regional Polytechnic Institute Techo Sen Kampot	21	34	93	26	114	34
33	Regional Polytechnic Institute Techo Sen Siem Reap	31	23	49	18	80	23
34	Regional Polytechnic Institute Techo Sen Svayrieng	82	18	20	3	102	18
35	Regional Polytechnic Institute Techo Sen Takeo	0	32	147	32	147	32
36	Stung Treng Provincial Training Center	4	3	8	2	12	3
37	Vocational Training Center Of Preah Vihea Yalay	29	5	14	2	43	5
	Whole Country	2,108	1,073	2,129	541	4,237	1,073

Table 10 A - Short Course Enrollment by Institution

No.	Institution	Enrollment		Drop Out		Graduation	
		Total	Female	Total	Female	Total	Female
1	Polytechnic Institute of Banteay Meanchey Province	835	409	-	-	835	409
2	Battambang Institute Of Technology	390	113	-	-	390	113
3	National Institute of Entrepreneurship and Innovation	0	0	-	-	0	0
4	Cambodian Thai Skill Development Institute	0	0	-	-	0	0
5	National Polytechnic Institute of Angkor	153	4	-	-	153	4
6	Industrial Technical Institute	0	0	-	-	0	0
7	Jvc Technical School & Workshop	0	0	-	-	0	0
8	Polytechnic Institute of Kampong Cham Province	0	0	-	-	0	0
9	National Polytechnic Institute Techo Sen	450	184	-	-	450	184
10	Kep Provincial Training Center	230	160	-	-	230	160
11	Polytechnic Institute of Koh Kong Province	900	327	-	-	900	327
12	Kompong Chhanng Provincial Training Center	623	179	-	-	623	179
13	Polytechnic Institute of Kampong Speu Province	690	158	-	-	690	158
14	Polytechnic Institute of Kompong Thom Province	355	97	-	-	355	97
15	Regional Polytechnic Institute Techo Sen Eisan	280	26	-	-	280	26
16	Mondulkiri Provincial Training Center	255	73	-	-	255	73
17	National Institute Of Business	0	0	-	-	0	0
18	National Polytechnic Institute Of Cambodia	0	0	-	-	0	0
19	National Technical Training Institute	0	0	-	-	0	0
20	National Vocation Institute Of Battambang	260	140	-	-	260	140
21	Pailin Provincial Training Center	470	270	-	-	470	270

Table 10 A - Short Course Enrollment by Institution

No.	Institution	Enrollment		Drop Out		Graduation	
		Total	Female	Total	Female	Total	Female
22	Polytechnic Institute Of Preah Sihanouk	769	101	-	-	769	101
23	Preah Kossomak Polytechnic Institute	0	0	-	-	0	0
24	Polytechnic Institute of Prear Vihea Province	450	92	-	-	450	92
25	Preash Sihanouk Cambodia China Friendship Polytechnic Institute	410	41	-	-	410	41
26	Polytechnic Institute of Prey Veng Province	650	188	-	-	650	188
27	Provincial Training Center	233	101	-	-	233	101
28	Polytechnic Institute of Pursat Province	763	297	-	-	763	297
29	Ratanakiri Provincial Training Center	372	62	-	-	372	62
30	Regional Polytechnic Institute Techo Sen Battambang	450	170	-	-	450	170
31	Regional Polytechnic Institute Techo Sen Kampot	410	31	-	-	410	31
32	Regional Polytechnic Institute Techo Sen Siem Reap	290	39	-	-	290	39
33	Regional Polytechnic Institute Techo Sen Svayrieng	298	11	-	-	298	11
34	Regional Polytechnic Institute Techo Sen Takeo	190	30	-	-	190	30
35	Stung Treng Provincial Training Center	225	77	-	-	225	77
36	Provincial Training Center of Tbong Khmum	820	439	-	-	820	439
37	Vocational Training Center Of Preah Vihea Yalay	374	231	-	-	374	231
38	NGO and Private Training Providers	12,140	4,897	-	-	12,140	4,897
Whole Country		24,735	8,947	0	0	24,735	8,947

Table 4 B - C1 Enrollment by Institution

No.	Institution	Enrollment		Drop Out		Graduation	
		Total	Female	Total	Female	Total	Female
1	Polytechnic Institute of Banteay Meanchey Province	554	321	-	-	554	321
2	Battambang Institute Of Technology	573	295	31	3	542	292
3	National Institute of Entrepreneurship and Innovation	805	652	145	27	660	625
4	Cambodian Thai Skill Development Institute	311	200	49	15	262	185
5	National Polytechnic Institute of Angkor	415	220	20	-	395	220
6	Industrial Technical Institute	1,018	713	51	1	967	712
7	Jvc Technical School & Workshop	50	2	-	-	50	2
8	Polytechnic Institute of Kampong Cham Province	300	115	-	-	300	115
9	National Polytechnic Institute Techo Sen	449	262	105	50	344	212
10	Kep Provincial Training Center	430	255	92	50	338	205
11	Polytechnic Institute of Koh Kong Province	649	338	146	65	503	273
12	Kompong Chhannng Provincial Training Center	240	170	-	-	240	170
13	Polytechnic Institute of Kampong Speu Province	273	186	27	6	246	180
14	Polytechnic Institute of Kompong Thom Province	29	19	-	-	29	19
15	Regional Polytechnic Institute Techo Sen Eisan	260	155	-	-	260	155
16	Mondulkiri Provincial Training Center	13	7	11	6	2	1
17	National Institute Of Business	260	160	-	-	260	160
18	National Polytechnic Institute Of Cambodia	99	15	16	-	83	15
19	National Technical Training Institute	0	0	-	-	-	-
20	National Vocation Institute Of Battambang	167	80	-	-	167	80
21	Pailin Provincial Training Center	735	313	60	40	675	273

22	Polytechnic Institute Of Preah Sihanouk	453	164	6	2	447	162
23	Preah Kossamak Polytechnic Institute	81	7	-	-	81	7
24	Polytechnic Institute of Prear Vihea Province	134	6	14	-	120	6
25	Preash Sihanouk Cambodia China Friendship Polytechnic Institute	634	134	-	-	634	134
26	Polytechnic Institute of Prey Veng Province	592	205	118	61	474	144
27	Provincial Training Center	200	75	-	-	200	75
28	Polytechnic Institute of Pursat Province	568	220	-	-	568	220
29	Ratanakiri Provincial Training Center	233	74	-	-	233	74
30	Regional Polytechnic Institute Techo Sen Battambang	780	434	85	24	695	410
31	Regional Polytechnic Institute Techo Sen Kampot	648	269	-	-	648	269
32	Regional Polytechnic Institute Techo Sen Siem Reap	400	160	-	-	400	160
33	Regional Polytechnic Institute Techo Sen Svayrieng	540	187	53	20	487	167
34	Regional Polytechnic Institute Techo Sen Takeo	615	294	-	-	615	294
35	Stung Treng Provincial Training Center	110	40	-	-	110	40
36	Provincial Training Center of Tbong Khmum	337	119	79	16	258	103
37	Vocational Training Center Of Preah Vihea Yalay	158	23	-	-	158	23
38	NGO and Private Training Providers	348	164	18	7	330	157
Whole Country		14,461	7,053	1,126	393	13,335	6,660

Table 4 C - C2 Enrollment by Institution

No.	Institution	Enrollment		Drop Out		Graduation	
		Total	Female	Total	Female	Total	Female
1	Polytechnic Institute of Banteay Meanchey Province	96	45	17	7	79	38
2	Battambang Institute Of Technology	58	5	12	2	46	3
3	National Institute of Entrepreneurship and Innovation	104	27	66	17	38	10
4	Cambodian Thai Skill Development Institute	107	0	16	-	91	-
5	National Polytechnic Institute of Angkor	36	0	2	-	34	-
6	Industrial Technical Institute	88	10	50	5	38	5
7	Jvc Technical School & Workshop	63	0	-	-	63	-
8	Polytechnic Institute of Kampong Cham Province	0	0	-	-	-	-
9	National Polytechnic Institute Techo Sen	26	5	12	5	14	-
10	Kep Provincial Training Center	43	31	16	14	27	17
11	Polytechnic Institute of Koh Kong Province	195	84	103	47	92	37
12	Kompong Chhannng Provincial Training Center	39	5	-	-	39	5
13	Polytechnic Institute of Kampong Speu Province	93	43	22	9	71	34
14	Polytechnic Institute of Kompong Thom Province	0	0	-	-	-	-
15	Regional Polytechnic Institute Techo Sen Eisan	0	0	-	-	-	-
16	Mondulkiri Provincial Training Center	12	9	5	5	7	4
17	National Institute Of Business	0	0	-	-	-	-
18	National Polytechnic Institute Of Cambodia	95	30	15	-	80	30
19	National Technical Training Institute	0	0	-	-	-	-
20	National Vocation Institute Of Battambang	117	15	-	-	117	15
21	Pailin Provincial Training Center	100	44	28	10	72	34

Table 4 C - C2 Enrollment by Institution

No.	Institution	Enrollment		Drop Out		Graduation	
		Total	Female	Total	Female	Total	Female
22	Polytechnic Institute Of Preah Sihanouk	46	6	5	1	41	5
23	Preah Kossomak Polytechnic Institute	72	6	12	-	60	6
24	Polytechnic Institute of Prear Vihea Province	0	0	-	-	-	-
25	Preash Sihanouk Cambodia China Friendship Polytechnic Institute	45	13	-	-	45	13
26	Polytechnic Institute of Prey Veng Province	127	65	63	27	64	38
27	Provincial Training Center	0	0	-	-	-	-
28	Polytechnic Institute of Pursat Province	69	40	-	-	69	40
29	Ratanakiri Provincial Training Center	30	18	-	-	30	18
30	Regional Polytechnic Institute Techo Sen Battambang	198	92	26	21	172	71
31	Regional Polytechnic Institute Techo Sen Kampot	80	32	-	-	80	32
32	Regional Polytechnic Institute Techo Sen Siem Reap	43	15	-	-	43	15
33	Regional Polytechnic Institute Techo Sen Svayrieng	67	0	-	-	67	-
34	Regional Polytechnic Institute Techo Sen Takeo	73	33	-	-	73	33
35	Stung Treng Provincial Training Center	26	15	-	-	26	15
36	Provincial Training Center of Tbong Khmum	0	0	-	-	-	-
37	Vocational Training Center Of Preah Vihea Yalay	12	9	-	-	12	9
38	NGO and Private Training Providers	267	106	6	4	261	102
Whole Country		2,427	803	476	174	1,951	629

Table 4 D - C3 Enrollment by Institution

No.	Institution	Enrollment		Drop Out		Graduation	
		Total	Female	Total	Female	Total	Female
1	Polytechnic Institute of Banteay Meanchey Province	48	16	17	-	31	16
2	Battambang Institute Of Technology	74	14	12	-	62	14
3	National Institute of Entrepreneurship and Innovation	33	15	6	1	27	14
4	Cambodian Thai Skill Development Institute	66	2	16	-	50	2
5	National Polytechnic Institute of Angkor	16	2	2	2	14	-
6	Industrial Technical Institute	14	2	-	-	14	2
7	Jvc Technical School & Workshop	37	0	-	-	37	-
8	Polytechnic Institute of Kampong Cham Province	0	0	-	-	-	-
9	National Polytechnic Institute Techo Sen	33	0	12	-	21	-
10	Kep Provincial Training Center	58	29	16	13	42	16
11	Polytechnic Institute of Koh Kong Province	178	81	43	39	135	42
12	Kompong Chhannng Provincial Training Center	3	0	-	-	3	-
13	Polytechnic Institute of Kampong Speu Province	63	16	20	2	43	14
14	Polytechnic Institute of Kompong Thom Province	0	0	-	-	-	-
15	Regional Polytechnic Institute Techo Sen Eisan	0	0	-	-	-	-
16	Mondulkiri Provincial Training Center	7	6	5	6	2	-
17	National Institute Of Business	0	0	-	-	-	-
18	National Polytechnic Institute Of Cambodia	105	15	15	4	90	11
19	National Technical Training Institute	0	0	-	-	-	-
20	National Vocation Institute Of Battambang	50	2	-	-	50	2
21	Pailin Provincial Training Center	30	16	-	-	30	16

Table 4 D - C3 Enrollment by Institution

No.	Institution	Enrollment		Drop Out		Graduation	
		Total	Female	Total	Female	Total	Female
22	Polytechnic Institute Of Preah Sihanouk	61	6	5	-	56	6
23	Preah Kossomak Polytechnic Institute	61	5	12	-	49	5
24	Polytechnic Institute of Prear Vihea Province	18	2	-	-	18	2
25	Preash Sihanouk Cambodia China Friendship Polytechnic Institute	24	8	-	-	24	8
26	Polytechnic Institute of Prey Veng Province	18	1	-	1	18	-
27	Provincial Training Center	0	0	-	-	-	-
28	Polytechnic Institute of Pursat Province	28	3	-	-	28	3
29	Ratanakiri Provincial Training Center	15	13	-	-	15	13
30	Regional Polytechnic Institute Techo Sen Battambang	67	25	4	1	63	24
31	Regional Polytechnic Institute Techo Sen Kampot	52	22	-	-	52	22
32	Regional Polytechnic Institute Techo Sen Siem Reap	0	0	-	-	-	-
33	Regional Polytechnic Institute Techo Sen Svayrieng	52	3	-	-	52	3
34	Regional Polytechnic Institute Techo Sen Takeo	53	38	-	-	53	38
35	Stung Treng Provincial Training Center	26	17	-	-	26	17
36	Provincial Training Center of Tbong Khmum	15	2	-	-	15	2
37	Vocational Training Center Of Preah Vihea Yalay	0	0	-	-	-	-
38	NGO and Private Training Providers	287	127	5	5	282	122
Whole Country		1,592	488	190	74	1,402	414

Table 4 E - Diploma Enrollment by Institution

No.	Institution	Enrollment		Drop Out		Graduation	
		Total	Female	Total	Female	Total	Female
1	Polytechnic Institute of Banteay Meanchey Province	26	6	1	-	25	6
2	Battambang Institute Of Technology	400	87	89	23	211	24
3	National Institute of Entrepreneurship and Innovation	371	141	-	-	251	71
4	Cambodian Thai Skill Development Institute	191	20	21	1	170	19
5	National Polytechnic Institute of Angkor	657	92	145	19	312	13
6	Industrial Technical Institute	627	48	-	-	427	18
7	Jvc Technical School & Workshop	171	14	-	-	171	14
8	Polytechnic Institute of Kampong Cham Province	0	0	-	-	-	-
9	National Polytechnic Institute Techo Sen	297	67	91	24	106	33
10	Kep Provincial Training Center	51	22	36	20	15	2
11	Polytechnic Institute of Koh Kong Province	286	66	118	49	168	17
12	Kompong Chhannng Provincial Training Center	56	17	-	-	56	17
13	Polytechnic Institute of Kampong Speu Province	185	34	25	8	160	26
14	Polytechnic Institute of Kompong Thom Province	59	24	-	-	59	24
15	Regional Polytechnic Institute Techo Sen Eisan	53	25	-	-	53	25
16	Mondulkiri Provincial Training Center	35	23	4	-	31	23
17	National Institute Of Business	260	88	6	4	145	14
18	National Polytechnic Institute Of Cambodia	443	80	94	6	249	20
19	National Technical Training Institute	268	57	-	-	168	27
20	National Vocation Institute Of Battambang	38	9	-	-	38	9
21	Pailin Provincial Training Center	0	0	-	-	-	-

Table 4 E - Diploma Enrollment by Institution

No.	Institution	Enrollment		Drop Out		Graduation	
		Total	Female	Total	Female	Total	Female
22	Polytechnic Institute Of Preah Sihanouk	99	27	24	10	75	17
23	Preah Kossomak Polytechnic Institute	780	104	7	5	563	15
24	Polytechnic Institute of Prear Vihea Province	0	0	-	-	-	-
25	Preash Sihanouk Cambodia China Friendship Polytechnic Institute	46	17	-	-	46	17
26	Polytechnic Institute of Prey Veng Province	21	13	4	2	17	11
27	Provincial Training Center	0	0	-	-	-	-
28	Polytechnic Institute of Pursat Province	145	77	-	-	145	77
29	Ratanakiri Provincial Training Center	45	17	-	-	45	17
30	Regional Polytechnic Institute Techo Sen Battambang	302	95	-	-	195	45
31	Regional Polytechnic Institute Techo Sen Kampot	220	91	-	-	156	31
32	Regional Polytechnic Institute Techo Sen Siem Reap	372	120	108	26	264	64
33	Regional Polytechnic Institute Techo Sen Svayrieng	329	109	68	20	261	59
34	Regional Polytechnic Institute Techo Sen Takeo	156	46	-	-	156	46
35	Stung Treng Provincial Training Center	131	63	-	-	131	63
36	Provincial Training Center of Tbong Khmum	80	49	42	28	38	21
37	Vocational Training Center Of Preah Vihea Yalay	0	0	-	-	-	-
38	NGO and Private Training Providers	777	344	18	6	759	338
Whole Country		7,977	2,092	901	251	5,666	1,223

Table 4 F - Bachelor Enrollment by Institution

No.	Institution	Enrollment		Drop Out		Graduation	
		Total	Female	Total	Female	Total	Female
1	Polytechnic Institute of Banteay Meanchey Province	39	15	-	-	0	0
2	Battambang Institute Of Technology	167	39	24	4	85	26
3	National Institute of Entrepreneurship and Innovation	521	300	23	12	408	278
4	Cambodian Thai Skill Development Institute	265	45	4	-	239	31
5	National Polytechnic Institute of Angkor	140	21	18	3	62	10
6	Industrial Technical Institute	253	77	-	-	232	57
7	Jvc Technical School & Workshop	0	0	-	-	0	0
8	Polytechnic Institute of Kampong Cham Province	0	0	-	-	0	0
9	National Polytechnic Institute Techo Sen	0	0	-	-	0	0
10	Kep Provincial Training Center	0	0	-	-	0	0
11	Polytechnic Institute of Koh Kong Province	0	0	-	-	0	0
12	Kompong Chhannng Provincial Training Center	0	0	-	-	0	0
13	Polytechnic Institute of Kampong Speu Province	0	0	-	-	0	0
14	Polytechnic Institute of Kompong Thom Province	99	63	-	-	34	34
15	Regional Polytechnic Institute Techo Sen Eisan	0	0	-	-	0	0
16	Mondulkiri Provincial Training Center	0	0	-	-	0	0
17	National Institute Of Business	1,156	273	-	-	958	174
18	National Polytechnic Institute Of Cambodia	818	143	48	6	791	62
19	National Technical Training Institute	506	225	-	-	438	205
20	National Vocation Institute Of Battambang	55	27	-	-	0	0
21	Pailin Provincial Training Center	0	0	-	-	0	0

Table 4 F - Bachelor Enrollment by Institution

No.	Institution	Enrollment		Drop Out		Graduation	
		Total	Female	Total	Female	Total	Female
22	Polytechnic Institute Of Preah Sihanouk	176	68	66	20	11	2
23	Preah Kossomak Polytechnic Institute	1,114	275	-	-	1,015	262
24	Polytechnic Institute of Prear Vihea Province	0	0	-	-	0	0
25	Preash Sihanouk Cambodia China Friendship Polytechnic Institute	256	116	-	-	216	95
26	Polytechnic Institute of Prey Veng Province	0	0	-	-	0	0
27	Provincial Training Center	0	0	-	-	0	0
28	Polytechnic Institute of Pursat Province	257	123	-	-	239	73
29	Ratanakiri Provincial Training Center	0	0	-	-	0	0
30	Regional Polytechnic Institute Techo Sen Battambang	685	208	1	-	654	182
31	Regional Polytechnic Institute Techo Sen Kampot	581	264	-	-	478	235
32	Regional Polytechnic Institute Techo Sen Siem Reap	275	106	28	27	61	59
33	Regional Polytechnic Institute Techo Sen Svayrieng	127	24	-	-	107	22
34	Regional Polytechnic Institute Techo Sen Takeo	295	174	-	-	295	174
35	Stung Treng Provincial Training Center	0	0	-	-	0	0
36	Provincial Training Center of Tbong Khmum	0	0	-	-	0	0
37	Vocational Training Center Of Preah Vihea Yalay	0	0	-	-	0	0
38	NGO and Private Training Providers	340	214	18	10	23	16
Whole Country		8,125	2,800	230	82	6,346	1,997

Table 4 G - Master Enrollment by Institution

No.	Institution	Enrollment		Drop Out		Graduation	
		Total	Female	Total	Female	Total	Female
1	Polytechnic Institute of Banteay Meanchey Province	0	0	-	-	0	0
2	Battambang Institute Of Technology	0	0	-	-	0	0
3	National Institute of Entrepreneurship and Innovation	133	28	3	-	106	31
4	Cambodian Thai Skill Development Institute	0	0	-	-	0	0
5	National Polytechnic Institute of Angkor	0	0	-	-	0	0
6	Industrial Technical Institute	0	0	-	-	0	0
7	Jvc Technical School & Workshop	0	0	-	-	0	0
8	Polytechnic Institute of Kampong Cham Province	0	0	-	-	0	0
9	National Polytechnic Institute Techo Sen	0	0	-	-	0	0
10	Kep Provincial Training Center	0	0	-	-	0	0
11	Polytechnic Institute of Koh Kong Province	0	0	-	-	0	0
12	Kompong Chhannng Provincial Training Center	0	0	-	-	0	0
13	Polytechnic Institute of Kampong Speu Province	0	0	-	-	0	0
14	Polytechnic Institute of Kompong Thom Province	0	0	-	-	0	0
15	Regional Polytechnic Institute Techo Sen Eisan	0	0	-	-	0	0
16	Mondulkiri Provincial Training Center	0	0	-	-	0	0
17	National Institute Of Business	39	0	-	-	0	0
18	National Polytechnic Institute Of Cambodia	81	10	4	-	56	5
19	National Technical Training Institute	0	0	-	-	0	0
20	National Vocation Institute Of Battambang	0	0	-	-	0	0
21	Pailin Provincial Training Center	0	0	-	-	0	0

Table 4 G - Master Enrollment by Institution

No.	Institution	Enrollment		Drop Out		Graduation	
		Total	Female	Total	Female	Total	Female
22	Polytechnic Institute Of Preah Sihanouk	0	0	-	-	0	0
23	Preah Kossomak Polytechnic Institute	0	0	-	-	0	0
24	Polytechnic Institute of Prear Vihea Province	0	0	-	-	0	0
25	Preash Sihanouk Cambodia China Friendship Polytechnic Institute	0	0	-	-	0	0
26	Polytechnic Institute of Prey Veng Province	0	0	-	-	0	0
27	Provincial Training Center	0	0	-	-	0	0
28	Polytechnic Institute of Pursat Province	0	0	-	-	0	0
29	Ratanakiri Provincial Training Center	0	0	-	-	0	0
30	Regional Polytechnic Institute Techo Sen Battambang	0	0	-	-	0	0
31	Regional Polytechnic Institute Techo Sen Kampot	0	0	-	-	0	0
32	Regional Polytechnic Institute Techo Sen Siem Reap	0	0	-	-	0	0
33	Regional Polytechnic Institute Techo Sen Svayrieng	0	0	-	-	0	0
34	Regional Polytechnic Institute Techo Sen Takeo	0	0	-	-	0	0
35	Stung Treng Provincial Training Center	0	0	-	-	0	0
36	Provincial Training Center of Tbong Khmum	0	0	-	-	0	0
37	Vocational Training Center Of Preah Vihea Yalay	0	0	-	-	0	0
38	NGO and Private Training Providers	284	85	-	-	95	4
Whole Country		537	123	7	0	257	40

Table 4 H - PhD Enrollment by Institution

No.	Institution	Enrollment		Drop Out		Graduation	
		Total	Female	Total	Female	Total	Female
1	Polytechnic Institute of Banteay Meanchey Province	0	0	-	-	0	0
2	Battambang Institute Of Technology	0	0	-	-	0	0
3	National Institute of Entrepreneurship and Innovation	0	0	-	-	0	0
4	Cambodian Thai Skill Development Institute	0	0	-	-	0	0
5	National Polytechnic Institute of Angkor	0	0	-	-	0	0
6	Industrial Technical Institute	0	0	-	-	0	0
7	Jvc Technical School & Workshop	0	0	-	-	0	0
8	Polytechnic Institute of Kampong Cham Province	0	0	-	-	0	0
9	National Polytechnic Institute Techo Sen	0	0	-	-	0	0
10	Kep Provincial Training Center	0	0	-	-	0	0
11	Polytechnic Institute of Koh Kong Province	0	0	-	-	0	0
12	Kompong Chhannng Provincial Training Center	0	0	-	-	0	0
13	Polytechnic Institute of Kampong Speu Province	0	0	-	-	0	0
14	Polytechnic Institute of Kompong Thom Province	0	0	-	-	0	0
15	Regional Polytechnic Institute Techo Sen Eisan	0	0	-	-	0	0
16	Mondulkiri Provincial Training Center	0	0	-	-	0	0
17	National Institute Of Business	0	0	-	-	0	0
18	National Polytechnic Institute Of Cambodia	31	4	-	-	0	0
19	National Technical Training Institute	0	0	-	-	0	0
20	National Vocation Institute Of Battambang	0	0	-	-	0	0
21	Pailin Provincial Training Center	0	0	-	-	0	0

Table 4 H - PhD Enrollment by Institution

No.	Institution	Enrollment		Drop Out		Graduation	
		Total	Female	Total	Female	Total	Female
22	Polytechnic Institute Of Preah Sihanouk	0	0	-	-	0	0
23	Preah Kossomak Polytechnic Institute	0	0	-	-	0	0
24	Polytechnic Institute of Prear Vihea Province	0	0	-	-	0	0
25	Preash Sihanouk Cambodia China Friendship Polytechnic Institute	0	0	-	-	0	0
26	Polytechnic Institute of Prey Veng Province	0	0	-	-	0	0
27	Provincial Training Center	0	0	-	-	0	0
28	Polytechnic Institute of Pursat Province	0	0	-	-	0	0
29	Ratanakiri Provincial Training Center	0	0	-	-	0	0
30	Regional Polytechnic Institute Techo Sen Battambang	0	0	-	-	0	0
31	Regional Polytechnic Institute Techo Sen Kampot	0	0	-	-	0	0
32	Regional Polytechnic Institute Techo Sen Siem Reap	0	0	-	-	0	0
33	Regional Polytechnic Institute Techo Sen Svayrieng	0	0	-	-	0	0
34	Regional Polytechnic Institute Techo Sen Takeo	0	0	-	-	0	0
35	Stung Treng Provincial Training Center	0	0	-	-	0	0
36	Provincial Training Center of Tbong Khmum	0	0	-	-	0	0
37	Vocational Training Center Of Preah Vihea Yalay	0	0	-	-	0	0
38	NGO and Private Training Providers	0	0	-	-	0	0
Whole Country		31	4	-	-	0	0

Table 5-A - Institution Staff by Education Qualification and Pedagogical Training by Institution

No.	Institution	Grand Total	Teaching Staff Total	Teaching Staff									Non Teaching Staff Total	Non Teaching Staff										Teaching Staff with Pedagogy Training		
				Prim.	L.Sec	U.Sec	Short	Cert.	Dipl.	Bach.	Master	PhD		Prim.	L.Sec	U.Sec	Short	Cert.	Dipl.	Bach.	Master	PhD	NONE	Junior	Senior	
1	Polytechnic Institute of Banteay Meanchey Province	73	22	0	0	1	12	0	0	8	1	0	51	0	0	3	23	0	0	23	2	0	11	3	8	
2	Battambang Institute Of Technology	54	37	0	0	36	0	0	0	1	0	0	17	0	0	12	0	0	1	1	3	0	0	23	14	
3	National Institute of Entrepreneurship and Innovation	141	57	0	0	3	7	1	13	25	8	0	84	0	0	0	11	0	8	51	14	0	17	1	39	
4	Cambodian Thai Skill Development Institute	79	21	0	0	2	2	0	4	11	2	0	58	0	0	30	2	0	5	18	3	0	5	5	11	
5	National Polytechnic Institute of Angkor	42	1	0	0	1	0	0	0	0	0	0	41	0	0	8	1	0	7	21	4	0	1	0	0	
6	Industrial Technical Institute	121	26	0	0	1	0	0	3	21	1	0	95	0	0	2	1	0	9	75	8	0	1	13	12	
7	Jvc Technical School & Workshop	38	14	0	0	1	2	2	4	5	0	0	24	0	0	7	0	3	8	6	0	0	7	3	4	
8	Polytechnic Institute of Kampong Cham Province	145	95	1	3	77	5	0	1	8	0	0	50	0	7	27	7	0	0	8	1	0	75	3	17	
9	National Polytechnic Institute Techo Sen	182	19	0	0	17	2	0	0	0	0	0	163	0	6	97	1	0	30	25	4	0	15	0	4	
10	Kep Provincial Training Center	35	21	0	0	9	1	0	2	9	0	0	14	0	0	6	1	0	1	6	0	0	5	3	13	
11	Polytechnic Institute of Koh Kong Province	63	21	0	0	19	1	0	0	1	0	0	42	0	0	11	3	0	4	19	3	2	9	5	7	
12	Kompong Chhannng Provincial Training Center	121	106	3	10	90	2	0	1	0	0	0	15	1	1	10	0	0	0	2	1	0	48	19	39	
13	Polytechnic Institute of Kampong Speu Province	285	214	3	21	176	6	0	2	6	0	0	71	0	5	55	1	0	1	6	3	0	53	66	95	
14	Polytechnic Institute of Kompong Thom Province	77	52	3	6	22	5	0	7	7	2	0	25	1	1	15	1	0	1	4	2	0	27	8	17	
15	Regional Polytechnic Institute Techo Sen Eisan	32	20	0	0	8	5	2	1	4	0	0	12	0	1	5	1	0	2	2	1	0	10	3	7	
16	Mondulhiri Provincial Training Center	155	83	14	33	21	7	4	2	2	0	0	72	10	12	28	5	1	1	15	0	0	72	3	8	
17	National Institute Of Business	84	12	0	0	11	0	0	0	0	1	0	72	0	0	23	0	0	2	16	31	0	0	1	11	
18	National Polytechnic Institute Of Cambodia	260	102	0	0	26	3	0	2	45	24	2	158	15	4	31	9	0	10	59	28	2	37	7	58	
19	National Technical Training Institute	118	16	0	0	0	0	0	0	11	5	0	102	2	0	57	0	0	2	23	18	0	0	4	12	
20	National Vocation Institute Of Battambang	62	47	0	0	28	0	2	0	17	0	0	15	0	0	7	1	0	1	5	1	0	1	19	27	
21	Pailin Provincial Training Center	33	23	0	0	20	0	0	2	1	0	0	10	0	0	9	0	0	1	0	0	0	11	5	7	
22	Polytechnic Institute Of Preah Sihanouk	155	82	4	15	57	0	0	1	5	0	0	73	1	7	58	3	0	0	2	2	0	57	6	19	
23	Preah Kossamak Polytechnic Institute	145	7	0	0	7	0	0	0	0	0	0	138	0	0	57	0	0	2	52	27	0	1	0	6	
24	Polytechnic Institute of Prear Vihea Province	257	183	20	70	77	8	0	0	8	0	0	74	4	13	45	4	0	1	7	0	0	178	0	5	
25	Preash Sihanouk Cambodia China Friendship Polytechnic Institute	32	25	0	0	4	0	0	2	19	0	0	7	0	0	3	0	0	1	3	0	0	6	2	17	

Table 5-A - Institution Staff by Education Qualification and Pedagogical Training by Institution

No.	Institution	Grand Total	Teaching Staff Total	Teaching Staff									Non Teaching Staff Total	Non Teaching Staff										Teaching Staff with Pedagogy Training		
				Prim.	L.Sec	U.Sec	Short	Cert.	Dipl.	Bach.	Master	PhD		Prim.	L.Sec	U.Sec	Short	Cert.	Dipl.	Bach.	Master	PhD	NONE	Junior	Senior	
26	Polytechnic Institute of Prey Veng Province	64	2	0	0	1	0	0	0	1	0	0	62	1	2	38	0	1	2	16	2	0	1	0	1	
27	Provincial Training Center	78	69	0	0	1	39	0	13	16	0	0	9	0	0	1	1	0	1	6	0	0	56	4	9	
28	Polytechnic Institute of Pursat Province	293	250	3	36	158	22	0	9	22	0	0	43	0	0	13	0	0	9	21	0	0	197	11	42	
29	Ratanakiri Provincial Training Center	133	41	2	8	26	1	0	0	4	0	0	92	9	15	50	3	0	1	14	0	0	23	15	3	
30	Regional Polytechnic Institute Techo Sen Battambang	185	126	3	3	36	23	0	2	51	8	0	59	0	5	11	4	0	2	28	9	0	56	3	67	
31	Regional Polytechnic Institute Techo Sen Kampot	114	21	0	0	10	0	0	1	9	1	0	93	0	0	79	0	0	3	8	3	0	0	2	19	
32	Regional Polytechnic Institute Techo Sen Siem Reap	80	31	0	0	0	0	0	3	25	3	0	49	0	0	0	3	0	1	41	4	0	2	3	26	
33	Regional Polytechnic Institute Techo Sen Svayrieng	102	82	0	1	26	19	0	17	17	2	0	20	0	0	6	0	0	1	9	4	0	34	15	33	
34	Regional Polytechnic Institute Techo Sen Takeo	147	0	0	0	0	0	0	0	0	0	0	147	0	0	0	0	0	13	110	24	0	0	0	0	
35	Stung Treng Provincial Training Center	12	4	0	0	1	1	0	0	1	1	0	8	0	0	0	0	0	5	2	1	0	1	0	3	
36	Provincial Training Center of Tbong Khmum	197	147	10	53	53	5	0	3	22	1	0	50	1	7	30	0	0	1	9	2	0	126	3	18	
37	Vocational Training Center Of Preah Vihea Yalay	43	29	0	0	2	13	2	1	11	0	0	14	0	1	7	1	0	2	3	0	0	19	1	9	
38	NGO and Private Training Providers	133	35	2	5	100	2	0	5	20	3	0	98	7	4	116	4	7	34	56	8	2	131	4	2	
Whole Country		4,686	2,315	71	277	1,164	203	13	103	419	63	2	2,371	52	92	959	91	12	174	772	213	6	1,341	268	706	

Table 6 - Institution Non Teaching Staff by Functions by Institution

No.	Institution	Total	Director	D. Director	Admin	Account	Planning	Equipment Maint.	Facility Maint.	Community Development Specialist	Curriculum Writer	Academic Affair	Librarian	Driver	Other
1	Polytechnic Institute of Banteay Meanchey Province	51	1	3	4	2	2	0	0	0	0	9	0	0	30
2	Battambang Institute Of Technology	17	1	4	3	3	0	0	0	0	0	3	0	0	3
3	National Institute of Entrepreneurship and Innovation	84	1	3	5	4	3	2	0	0	0	5	0	0	61
4	Cambodian Thai Skill Development Institute	58	1	3	10	1	1	0	0	0	3	14	0	0	25
5	National Polytechnic Institute of Angkor	41	1	4	5	1	0	0	0	0	4	21	0	0	5
6	Industrial Technical Institute	95	1	4	11	4	0	2	0	2	1	11	0	0	59
7	Jvc Technical School & Workshop	24	1	1	1	1	0	1	0	0	0	5	1	0	13
8	Polytechnic Institute of Kampong Cham Province	50	2	2	2	4	0	1	0	2	2	2	0	0	33
9	National Polytechnic Institute Techo Sen	163	1	2	12	4	2	1	1	15	3	48	0	0	74
10	Kep Provincial Training Center	14	1	2	3	3	4	0	0	0	0	0	0	0	1
11	Polytechnic Institute of Koh Kong Province	42	1	3	5	1	1	1	0	1	15	0	0	0	14
12	Kompong Chhannng Provincial Training Center	15	1	2	0	1	0	1	0	5	0	0	0	0	5
13	Polytechnic Institute of Kampong Speu Province	71	9	2	9	1	1	6	1	7	0	8	0	0	27
14	Polytechnic Institute of Kompong Thom Province	25	1	0	3	4	2	0	0	0	1	7	0	0	7
15	Regional Polytechnic Institute Techo Sen Eisan	12	1	3	0	1	0	1	0	0	0	1	0	0	5
16	Mondulkiri Provincial Training Center	72	3	2	3	0	0	2	2	17	0	32	0	0	11
17	National Institute Of Business	72	1	4	11	5	0	0	0	0	0	47	0	0	4
18	National Polytechnic Institute Of Cambodia	158	1	5	19	13	5	11	1	0	3	20	4	10	66
19	National Technical Training Institute	102	1	4	14	1	2	9	0	0	4	41	2	0	24
20	National Vocation Institute Of Battambang	15	1	2	3	1	0	1	0	2	1	0	0	0	4

Table 6 - Institution Non Teaching Staff by Functions by Institution

No.	Institution	Total	Director	D. Director	Admin	Account	Planning	Equipment Maint.	Facility Maint.	Community Development Specialist	Curriculum Writer	Academic Affair	Librarian	Driver	Other
21	Pailin Provincial Training Center	10	0	1	2	1	0	0	0	2	1	3	0	0	0
22	Polytechnic Institute Of Preah Sihanouk	73	2	3	1	0	0	0	0	44	0	0	1	0	22
23	Preah Kossamak Polytechnic Institute	138	0	1	6	1	0	0	0	0	0	5	0	0	125
24	Polytechnic Institute of Prear Vihea Province	74	2	1	2	2	1	1	2	1	1	30	0	0	31
25	Preash Sihanouk Cambodia China Friendship Polytechnic Institute	7	1	1	3	0	0	0	0	0	0	2	0	0	0
26	Polytechnic Institute of Prey Veng Province	62	1	2	2	0	0	0	0	0	0	0	0	0	57
27	Provincial Training Center	9	1	1	1	1	0	0	0	0	0	0	0	0	5
28	Polytechnic Institute of Pursat Province	43	2	5	0	1	0	0	0	1	0	0	0	1	33
29	Ratanakiri Provincial Training Center	92	1	3	2	2	0	0	0	6	0	6	0	0	72
30	Regional Polytechnic Institute Techo Sen Battambang	59	3	7	7	5	0	0	0	10	4	5	1	0	17
31	Regional Polytechnic Institute Techo Sen Kampot	93	1	5	19	4	0	0	0	9	2	9	0	0	44
32	Regional Polytechnic Institute Techo Sen Siem Reap	49	1	4	29	4	0	0	0	0	0	2	2	0	7
33	Regional Polytechnic Institute Techo Sen Svayrieng	20	1	4	7	3	2	0	0	0	0	2	0	0	1
34	Regional Polytechnic Institute Techo Sen Takeo	147	1	5	6	6	0	0	1	0	0	0	0	0	128
35	Stung Treng Provincial Training Center	8	1	1	1	1	0	0	0	0	0	0	0	0	4
36	Provincial Training Center of Tbong Khmum	50	1	3	1	0	0	0	0	8	0	5	0	0	32
37	Vocational Training Center Of Preah Vihea Yalay	14	1	2	1	0	1	0	0	1	0	0	0	0	8
38	NGO and Private Training Providers	238	7	6	37	16	3	0	1	0	3	64	8	0	93
Whole Country		2,371	59	111	250	102	30	40	9	133	48	407	19	11	1,152

Table 7 A - Non- Formal Student Age 15-19 by Institution

No.	Institution	Enrollment		Drop Out		Graduation	
		Total	Female	Total	Female	Total	Female
1	Polytechnic Institute of Banteay Meanchey Province	-	-	-	-	-	-
2	Battambang Institute Of Technology	-	-	-	-	-	-
3	National Institute of Entrepreneurship and Innovation	-	-	-	-	-	-
4	Cambodian Thai Skill Development Institute	-	-	-	-	-	-
5	National Polytechnic Institute of Angkor	-	-	-	-	-	-
6	Industrial Technical Institute	-	-	-	-	-	-
7	Jvc Technical School & Workshop	-	-	-	-	-	-
8	Polytechnic Institute of Kampong Cham Province	-	-	-	-	-	-
9	National Polytechnic Institute Techo Sen	-	-	-	-	-	-
10	Kep Provincial Training Center	-	-	-	-	-	-
11	Polytechnic Institute of Koh Kong Province	-	-	-	-	-	-
12	Kompong Chhannng Provincial Training Center	-	-	-	-	-	-
13	Polytechnic Institute of Kampong Speu Province	-	-	-	-	-	-
14	Polytechnic Institute of Kompong Thom Province	-	-	-	-	-	-
15	Regional Polytechnic Institute Techo Sen Eisan	-	-	-	-	-	-
16	Mondulkiri Provincial Training Center	-	-	-	-	-	-
17	National Institute Of Business	-	-	-	-	-	-
18	National Polytechnic Institute Of Cambodia	-	-	-	-	-	-
19	National Technical Training Institute	-	-	-	-	-	-
20	National Vocation Institute Of Battambang	-	-	-	-	-	-
21	Pailin Provincial Training Center	-	-	-	-	-	-
22	Polytechnic Institute Of Preah Sihanouk	-	-	-	-	-	-

Table 7 A - Non- Formal Student Age 15-19 by Institution

No.	Institution	Enrollment		Drop Out		Graduation	
		Total	Female	Total	Female	Total	Female
23	Preah Kossamak Polytechnic Institute	-	-	-	-	-	-
24	Polytechnic Institute of Prear Vihea Province	-	-	-	-	-	-
25	Preash Sihanouk Cambodia China Friendship Polytechnic Institute	-	-	-	-	-	-
26	Polytechnic Institute of Prey Veng Province	-	-	-	-	-	-
27	Provincial Training Center	-	-	-	-	-	-
28	Polytechnic Institute of Pursat Province	-	-	-	-	-	-
29	Ratanakiri Provincial Training Center	-	-	-	-	-	-
30	Regional Polytechnic Institute Techo Sen Battambang	-	-	-	-	-	-
31	Regional Polytechnic Institute Techo Sen Kampot	-	-	-	-	-	-
32	Regional Polytechnic Institute Techo Sen Siem Reap	-	-	-	-	-	-
33	Regional Polytechnic Institute Techo Sen Svayrieng	-	-	-	-	-	-
34	Regional Polytechnic Institute Techo Sen Takeo	-	-	-	-	-	-
35	Stung Treng Provincial Training Center	-	-	-	-	-	-
36	Provincial Training Center of Tbong Khmum	-	-	-	-	-	-
37	Vocational Training Center Of Preah Vihea Yalay	-	-	-	-	-	-
38	NGO and Private Training Providers	-	-	-	-	-	-
Whole Country		-	-	-	-	-	-

Table 7 B - Non- Formal Student Age 20-24 by Institution

No.	Institution	Enrollment		Drop Out		Graduation	
		Total	Female	Total	Female	Total	Female
1	Polytechnic Institute of Banteay Meanchey Province	0	0	0	0	0	0
2	Battambang Institute Of Technology	0	0	0	0	0	0
3	National Institute of Entrepreneurship and Innovation	0	0	0	0	0	0
4	Cambodian Thai Skill Development Institute	0	0	0	0	0	0
5	National Polytechnic Institute of Angkor	0	0	0	0	0	0
6	Industrial Technical Institute	0	0	0	0	0	0
7	Jvc Technical School & Workshop	0	0	0	0	0	0
8	Polytechnic Institute of Kampong Cham Province	0	0	0	0	0	0
9	National Polytechnic Institute Techo Sen	0	0	0	0	0	0
10	Kep Provincial Training Center	0	0	0	0	0	0
11	Polytechnic Institute of Koh Kong Province	0	0	0	0	0	0
12	Kompong Chhannng Provincial Training Center	0	0	0	0	0	0
13	Polytechnic Institute of Kampong Speu Province	0	0	0	0	0	0
14	Polytechnic Institute of Kompong Thom Province	0	0	0	0	0	0
15	Regional Polytechnic Institute Techo Sen Eisan	0	0	0	0	0	0
16	Mondulkiri Provincial Training Center	0	0	0	0	0	0
17	National Institute Of Business	0	0	0	0	0	0
18	National Polytechnic Institute Of Cambodia	0	0	0	0	0	0
19	National Technical Training Institute	0	0	0	0	0	0
20	National Vocation Institute Of Battambang	0	0	0	0	0	0
21	Pailin Provincial Training Center	0	0	0	0	0	0
22	Polytechnic Institute Of Preah Sihanouk	0	0	0	0	0	0

Table 7 B - Non- Formal Student Age 20-24 by Institution

No.	Institution	Enrollment		Drop Out		Graduation	
		Total	Female	Total	Female	Total	Female
23	Preah Kossamak Polytechnic Institute	0	0	0	0	0	0
24	Polytechnic Institute of Prear Vihea Province	0	0	0	0	0	0
25	Preash Sihanouk Cambodia China Friendship Polytechnic Institute	0	0	0	0	0	0
26	Polytechnic Institute of Prey Veng Province	0	0	0	0	0	0
27	Provincial Training Center	0	0	0	0	0	0
28	Polytechnic Institute of Pursat Province	0	0	0	0	0	0
29	Ratanakiri Provincial Training Center	0	0	0	0	0	0
30	Regional Polytechnic Institute Techo Sen Battambang	0	0	0	0	0	0
31	Regional Polytechnic Institute Techo Sen Kampot	0	0	0	0	0	0
32	Regional Polytechnic Institute Techo Sen Siem Reap	0	0	0	0	0	0
33	Regional Polytechnic Institute Techo Sen Svayrieng	0	0	0	0	0	0
34	Regional Polytechnic Institute Techo Sen Takeo	0	0	0	0	0	0
35	Stung Treng Provincial Training Center	0	0	0	0	0	0
36	Provincial Training Center of Tbong Khmum	0	0	0	0	0	0
37	Vocational Training Center Of Preah Vihea Yalay	0	0	0	0	0	0
38	NGO and Private Training Providers	0	0	0	0	0	0
Whole Country		0	0	0	0	0	0

Table 7 C - Non- Formal Student Age 25-29 by Institution

No.	Institution	Enrollment		Drop Out		Graduation	
		Total	Female	Total	Female	Total	Female
1	Polytechnic Institute of Banteay Meanchey Province	518	258	0	0	518	258
2	Battambang Institute Of Technology	388	112	0	0	388	112
3	National Institute of Entrepreneurship and Innovation	0	0	0	0	0	0
4	Cambodian Thai Skill Development Institute	0	0	0	0	0	0
5	National Polytechnic Institute of Angkor	117	4	0	0	117	4
6	Industrial Technical Institute	0	0	0	0	0	0
7	Jvc Technical School & Workshop	0	0	0	0	0	0
8	Polytechnic Institute of Kampong Cham Province	0	0	0	0	0	0
9	National Polytechnic Institute Techo Sen	229	70	0	0	229	70
10	Kep Provincial Training Center	130	80	0	0	130	80
11	Polytechnic Institute of Koh Kong Province	403	203	0	0	403	203
12	Kompong Chhannng Provincial Training Center	378	52	0	0	378	52
13	Polytechnic Institute of Kampong Speu Province	512	77	0	0	512	77
14	Polytechnic Institute of Kompong Thom Province	256	26	0	0	256	26
15	Regional Polytechnic Institute Techo Sen Eisan	5	1	0	0	5	1
16	Mondulkiri Provincial Training Center	176	36	0	0	176	36
17	National Institute Of Business	0	0	0	0	0	0
18	National Polytechnic Institute Of Cambodia	0	0	0	0	0	0
19	National Technical Training Institute	0	0	0	0	0	0
20	National Vocation Institute Of Battambang	130	24	0	0	130	24
21	Pailin Provincial Training Center	294	146	0	0	294	146
22	Polytechnic Institute Of Preah Sihanouk	397	33	0	0	397	33

Table 7 C - Non- Formal Student Age 25-29 by Institution

No.	Institution	Enrollment		Drop Out		Graduation	
		Total	Female	Total	Female	Total	Female
23	Preah Kossamak Polytechnic Institute	0	0	0	0	0	0
24	Polytechnic Institute of Prear Vihea Province	368	49	0	0	368	49
25	Preash Sihanouk Cambodia China Friendship Polytechnic Institute	337	29	0	0	337	29
26	Polytechnic Institute of Prey Veng Province	316	7	0	0	316	7
27	Provincial Training Center	209	78	0	0	209	78
28	Polytechnic Institute of Pursat Province	478	141	0	0	478	141
29	Ratanakiri Provincial Training Center	286	32	0	0	286	32
30	Regional Polytechnic Institute Techo Sen Battambang	403	166	0	0	403	166
31	Regional Polytechnic Institute Techo Sen Kampot	347	26	0	0	347	26
32	Regional Polytechnic Institute Techo Sen Siem Reap	273	33	0	0	273	33
33	Regional Polytechnic Institute Techo Sen Svayrieng	275	10	0	0	275	10
34	Regional Polytechnic Institute Techo Sen Takeo	152	19	0	0	152	19
35	Stung Treng Provincial Training Center	152	31	0	0	152	31
36	Provincial Training Center of Tbong Khmum	534	319	0	0	534	319
37	Vocational Training Center Of Preah Vihea Yalay	218	139	0	0	218	139
38	NGO and Private Training Providers	2,140	897	0	0	2,140	897
Whole Country		10,421	3,098	0	0	10,421	3,098

Table 7 D - Non- Formal Student Age 30-34 by Institution

No.	Institution	Enrollment		Drop Out		Graduation	
		Total	Female	Total	Female	Total	Female
1	Polytechnic Institute of Banteay Meanchey Province	283	150	0	0	283	150
2	Battambang Institute Of Technology	1	0	0	0	1	0
3	National Institute of Entrepreneurship and Innovation	0	0	0	0	0	0
4	Cambodian Thai Skill Development Institute	0	0	0	0	0	0
5	National Polytechnic Institute of Angkor	13	0	0	0	13	0
6	Industrial Technical Institute	0	0	0	0	0	0
7	Jvc Technical School & Workshop	0	0	0	0	0	0
8	Polytechnic Institute of Kampong Cham Province	0	0	0	0	0	0
9	National Polytechnic Institute Techo Sen	51	22	0	0	51	22
10	Kep Provincial Training Center	100	80	0	0	100	80
11	Polytechnic Institute of Koh Kong Province	280	73	0	0	280	73
12	Kompong Chhannng Provincial Training Center	81	27	0	0	81	27
13	Polytechnic Institute of Kampong Speu Province	49	15	0	0	49	15
14	Polytechnic Institute of Kompong Thom Province	18	11	0	0	18	11
15	Regional Polytechnic Institute Techo Sen Eisan	214	6	0	0	214	6
16	Mondulkiri Provincial Training Center	24	8	0	0	24	8
17	National Institute Of Business	0	0	0	0	0	0
18	National Polytechnic Institute Of Cambodia	0	0	0	0	0	0
19	National Technical Training Institute	0	0	0	0	0	0
20	National Vocation Institute Of Battambang	24	22	0	0	24	22
21	Pailin Provincial Training Center	56	42	0	0	56	42
22	Polytechnic Institute Of Preah Sihanouk	169	13	0	0	169	13

Table 7 D - Non- Formal Student Age 30-34 by Institution

No.	Institution	Enrollment		Drop Out		Graduation	
		Total	Female	Total	Female	Total	Female
23	Preah Kossamak Polytechnic Institute	0	0	0	0	0	0
24	Polytechnic Institute of Prear Vihea Province	19	11	0	0	19	11
25	Preash Sihanouk Cambodia China Friendship Polytechnic Institute	37	7	0	0	37	7
26	Polytechnic Institute of Prey Veng Province	57	15	0	0	57	15
27	Provincial Training Center	5	5	0	0	5	5
28	Polytechnic Institute of Pursat Province	76	40	0	0	76	40
29	Ratanakiri Provincial Training Center	31	7	0	0	31	7
30	Regional Polytechnic Institute Techo Sen Battambang	15	1	0	0	15	1
31	Regional Polytechnic Institute Techo Sen Kampot	20	3	0	0	20	3
32	Regional Polytechnic Institute Techo Sen Siem Reap	8	4	0	0	8	4
33	Regional Polytechnic Institute Techo Sen Svayrieng	13	1	0	0	13	1
34	Regional Polytechnic Institute Techo Sen Takeo	11	0	0	0	11	0
35	Stung Treng Provincial Training Center	20	11	0	0	20	11
36	Provincial Training Center of Tbong Khmum	74	35	0	0	74	35
37	Vocational Training Center Of Preah Vihea Yalay	43	27	0	0	43	27
38	NGO and Private Training Providers	5,400	2,152	0	0	5,400	2,152
Whole Country		7,192	2,788	0	0	7,192	2,788

Table 7 E - Non- Formal Student 35-39 by Institution

No.	Institution	Enrollment		Drop Out		Graduation	
		Total	Female	Total	Female	Total	Female
1	Polytechnic Institute of Banteay Meanchey Province	20	0	0	0	20	0
2	Battambang Institute Of Technology	0	0	0	0	0	0
3	National Institute of Entrepreneurship and Innovation	0	0	0	0	0	0
4	Cambodian Thai Skill Development Institute	0	0	0	0	0	0
5	National Polytechnic Institute of Angkor	11	0	0	0	11	0
6	Industrial Technical Institute	0	0	0	0	0	0
7	Jvc Technical School & Workshop	0	0	0	0	0	0
8	Polytechnic Institute of Kampong Cham Province	0	0	0	0	0	0
9	National Polytechnic Institute Techo Sen	45	20	0	0	45	20
10	Kep Provincial Training Center	0	0	0	0	0	0
11	Polytechnic Institute of Koh Kong Province	59	14	0	0	59	14
12	Kompong Chhannng Provincial Training Center	56	27	0	0	56	27
13	Polytechnic Institute of Kampong Speu Province	46	17	0	0	46	17
14	Polytechnic Institute of Kompong Thom Province	25	20	0	0	25	20
15	Regional Polytechnic Institute Techo Sen Eisan	8	4	0	0	8	4
16	Mondulkiri Provincial Training Center	10	5	0	0	10	5
17	National Institute Of Business	0	0	0	0	0	0
18	National Polytechnic Institute Of Cambodia	0	0	0	0	0	0
19	National Technical Training Institute	0	0	0	0	0	0
20	National Vocation Institute Of Battambang	20	18	0	0	20	18
21	Pailin Provincial Training Center	40	30	0	0	40	30
22	Polytechnic Institute Of Preah Sihanouk	69	11	0	0	69	11

Table 7 E - Non- Formal Student 35-39 by Institution

No.	Institution	Enrollment		Drop Out		Graduation	
		Total	Female	Total	Female	Total	Female
23	Preah Kossamak Polytechnic Institute	0	0	0	0	0	0
24	Polytechnic Institute of Prear Vihea Province	11	3	0	0	11	3
25	Preash Sihanouk Cambodia China Friendship Polytechnic Institute	23	2	0	0	23	2
26	Polytechnic Institute of Prey Veng Province	48	17	0	0	48	17
27	Provincial Training Center	4	3	0	0	4	3
28	Polytechnic Institute of Pursat Province	79	48	0	0	79	48
29	Ratanakiri Provincial Training Center	17	5	0	0	17	5
30	Regional Polytechnic Institute Techo Sen Battambang	14	1	0	0	14	1
31	Regional Polytechnic Institute Techo Sen Kampot	25	0	0	0	25	0
32	Regional Polytechnic Institute Techo Sen Siem Reap	6	2	0	0	6	2
33	Regional Polytechnic Institute Techo Sen Svayrieng	7	0	0	0	7	0
34	Regional Polytechnic Institute Techo Sen Takeo	9	3	0	0	9	3
35	Stung Treng Provincial Training Center	17	10	0	0	17	10
36	Provincial Training Center of Tbong Khmum	84	24	0	0	84	24
37	Vocational Training Center Of Preah Vihea Yalay	44	23	0	0	44	23
38	NGO and Private Training Providers	4,600	1,848	0	0	4,600	1,848
Whole Country		5,397	2,155	0	0	5,397	2,155

Table 7 F - Non- Formal Student Age 40-44 by Institution

No.	Institution	Enrollment		Drop Out		Graduation	
		Total	Female	Total	Female	Total	Female
1	Polytechnic Institute of Banteay Meanchey Province	11	0	-	-	11	-
2	Battambang Institute Of Technology	0	0	-	-	-	-
3	National Institute of Entrepreneurship and Innovation	0	0	-	-	-	-
4	Cambodian Thai Skill Development Institute	0	0	-	-	-	-
5	National Polytechnic Institute of Angkor	10	0	-	-	10	-
6	Industrial Technical Institute	0	0	-	-	-	-
7	Jvc Technical School & Workshop	0	0	-	-	-	-
8	Polytechnic Institute of Kampong Cham Province	0	0	-	-	-	-
9	National Polytechnic Institute Techo Sen	91	46	-	-	91	46
10	Kep Provincial Training Center	0	0	-	-	-	-
11	Polytechnic Institute of Koh Kong Province	72	13	-	-	72	13
12	Kompong Chhannng Provincial Training Center	53	33	-	-	53	33
13	Polytechnic Institute of Kampong Speu Province	34	18	-	-	34	18
14	Polytechnic Institute of Kompong Thom Province	14	8	-	-	14	8
15	Regional Polytechnic Institute Techo Sen Eisan	16	6	-	-	16	6
16	Mondulkiri Provincial Training Center	9	5	-	-	9	5
17	National Institute Of Business	0	0	-	-	-	-
18	National Polytechnic Institute Of Cambodia	0	0	-	-	-	-
19	National Technical Training Institute	0	0	-	-	-	-
20	National Vocation Institute Of Battambang	21	17	-	-	21	17
21	Pailin Provincial Training Center	48	31	-	-	48	31
22	Polytechnic Institute Of Preah Sihanouk	46	11	-	-	46	11

Table 7 F - Non- Formal Student Age 40-44 by Institution

No.	Institution	Enrollment		Drop Out		Graduation	
		Total	Female	Total	Female	Total	Female
23	Preah Kossamak Polytechnic Institute	0	0	-	-	-	-
24	Polytechnic Institute of Prear Vihea Province	15	5	-	-	15	5
25	Preash Sihanouk Cambodia China Friendship Polytechnic Institute	13	3	-	-	13	3
26	Polytechnic Institute of Prey Veng Province	47	23	-	-	47	23
27	Provincial Training Center	2	2	-	-	2	2
28	Polytechnic Institute of Pursat Province	54	30	-	-	54	30
29	Ratanakiri Provincial Training Center	13	6	-	-	13	6
30	Regional Polytechnic Institute Techo Sen Battambang	9	1	-	-	9	1
31	Regional Polytechnic Institute Techo Sen Kampot	13	2	-	-	13	2
32	Regional Polytechnic Institute Techo Sen Siem Reap	2	0	-	-	2	-
33	Regional Polytechnic Institute Techo Sen Svayrieng	3	0	-	-	3	-
34	Regional Polytechnic Institute Techo Sen Takeo	7	2	-	-	7	2
35	Stung Treng Provincial Training Center	15	9	-	-	15	9
36	Provincial Training Center of Tbong Khmum	53	21	-	-	53	21
37	Vocational Training Center Of Preah Vihea Yalay	23	13	-	-	23	13
38	NGO and Private Training Providers	0	0	-	-	-	-
Whole Country		715	322	0	0	715	322

Table 7 G - Non- Formal Student Age 45-49 by Institution

No.	Institution	Enrollment		Drop Out		Graduation	
		Total	Female	Total	Female	Total	Female
1	Polytechnic Institute of Banteay Meanchey Province	1	0	0	0	1	0
2	Battambang Institute Of Technology	1	1	0	0	1	1
3	National Institute of Entrepreneurship and Innovation	0	0	0	0	0	0
4	Cambodian Thai Skill Development Institute	0	0	0	0	0	0
5	National Polytechnic Institute of Angkor	1	0	0	0	1	0
6	Industrial Technical Institute	0	0	0	0	0	0
7	Jvc Technical School & Workshop	0	0	0	0	0	0
8	Polytechnic Institute of Kampong Cham Province	0	0	0	0	0	0
9	National Polytechnic Institute Techo Sen	19	14	0	0	19	14
10	Kep Provincial Training Center	0	0	0	0	0	0
11	Polytechnic Institute of Koh Kong Province	30	7	0	0	30	7
12	Kompong Chhannng Provincial Training Center	11	9	0	0	11	9
13	Polytechnic Institute of Kampong Speu Province	11	6	0	0	11	6
14	Polytechnic Institute of Kompong Thom Province	6	4	0	0	6	4
15	Regional Polytechnic Institute Techo Sen Eisan	11	2	0	0	11	2
16	Mondulkiri Provincial Training Center	11	5	0	0	11	5
17	National Institute Of Business	0	0	0	0	0	0
18	National Polytechnic Institute Of Cambodia	0	0	0	0	0	0
19	National Technical Training Institute	0	0	0	0	0	0
20	National Vocation Institute Of Battambang	13	12	0	0	13	12
21	Pailin Provincial Training Center	4	3	0	0	4	3
22	Polytechnic Institute Of Preah Sihanouk	21	4	0	0	21	4

Table 7 G - Non- Formal Student Age 45-49 by Institution

No.	Institution	Enrollment		Drop Out		Graduation	
		Total	Female	Total	Female	Total	Female
23	Preah Kossomak Polytechnic Institute	0	0	0	0	0	0
24	Polytechnic Institute of Prear Vihea Province	3	3	0	0	3	3
25	Preash Sihanouk Cambodia China Friendship Polytechnic Institute	0	0	0	0	0	0
26	Polytechnic Institute of Prey Veng Province	31	19	0	0	31	19
27	Provincial Training Center	5	5	0	0	5	5
28	Polytechnic Institute of Pursat Province	12	6	0	0	12	6
29	Ratanakiri Provincial Training Center	5	2	0	0	5	2
30	Regional Polytechnic Institute Techo Sen Battambang	4	0	0	0	4	0
31	Regional Polytechnic Institute Techo Sen Kampot	2	0	0	0	2	0
32	Regional Polytechnic Institute Techo Sen Siem Reap	0	0	0	0	0	0
33	Regional Polytechnic Institute Techo Sen Svayrieng	0	0	0	0	0	0
34	Regional Polytechnic Institute Techo Sen Takeo	2	1	0	0	2	1
35	Stung Treng Provincial Training Center	7	7	0	0	7	7
36	Provincial Training Center of Tbong Khmum	15	7	0	0	15	7
37	Vocational Training Center Of Preah Vihea Yalay	6	5	0	0	6	5
38	NGO and Private Training Providers	0	0	0	0	0	0
Whole Country		252	134	0	0	252	134

Table 7 H - Non- Formal Student Age 50-54 by Institution

No.	Institution	Enrollment		Drop Out		Graduation	
		Total	Female	Total	Female	Total	Female
1	Polytechnic Institute of Banteay Meanchey Province	1	0	0	0	1	0
2	Battambang Institute Of Technology	0	0	0	0	0	0
3	National Institute of Entrepreneurship and Innovation	0	0	0	0	0	0
4	Cambodian Thai Skill Development Institute	0	0	0	0	0	0
5	National Polytechnic Institute of Angkor	1	0	0	0	1	0
6	Industrial Technical Institute	0	0	0	0	0	0
7	Jvc Technical School & Workshop	0	0	0	0	0	0
8	Polytechnic Institute of Kampong Cham Province	0	0	0	0	0	0
9	National Polytechnic Institute Techo Sen	15	12	0	0	15	12
10	Kep Provincial Training Center	0	0	0	0	0	0
11	Polytechnic Institute of Koh Kong Province	27	10	0	0	27	10
12	Kompong Chhannng Provincial Training Center	15	9	0	0	15	9
13	Polytechnic Institute of Kampong Speu Province	13	7	0	0	13	7
14	Polytechnic Institute of Kompong Thom Province	8	6	0	0	8	6
15	Regional Polytechnic Institute Techo Sen Eisan	8	3	0	0	8	3
16	Mondulkiri Provincial Training Center	10	5	0	0	10	5
17	National Institute Of Business	0	0	0	0	0	0
18	National Polytechnic Institute Of Cambodia	0	0	0	0	0	0
19	National Technical Training Institute	0	0	0	0	0	0
20	National Vocation Institute Of Battambang	9	7	0	0	9	7
21	Pailin Provincial Training Center	13	9	0	0	13	9
22	Polytechnic Institute Of Preah Sihanouk	23	9	0	0	23	9

Table 7 H - Non- Formal Student Age 50-54 by Institution

No.	Institution	Enrollment		Drop Out		Graduation	
		Total	Female	Total	Female	Total	Female
23	Preah Kossamak Polytechnic Institute	0	0	0	0	0	0
24	Polytechnic Institute of Prear Vihea Province	7	3	0	0	7	3
25	Preash Sihanouk Cambodia China Friendship Polytechnic Institute	0	0	0	0	0	0
26	Polytechnic Institute of Prey Veng Province	45	31	0	0	45	31
27	Provincial Training Center	1	1	0	0	1	1
28	Polytechnic Institute of Pursat Province	21	9	0	0	21	9
29	Ratanakiri Provincial Training Center	2	1	0	0	2	1
30	Regional Polytechnic Institute Techo Sen Battambang	4	1	0	0	4	1
31	Regional Polytechnic Institute Techo Sen Kampot	2	0	0	0	2	0
32	Regional Polytechnic Institute Techo Sen Siem Reap	1	0	0	0	1	0
33	Regional Polytechnic Institute Techo Sen Svayrieng	0	0	0	0	0	0
34	Regional Polytechnic Institute Techo Sen Takeo	3	1	0	0	3	1
35	Stung Treng Provincial Training Center	9	6	0	0	9	6
36	Provincial Training Center of Tbong Khmum	26	15	0	0	26	15
37	Vocational Training Center Of Preah Vihea Yalay	14	10	0	0	14	10
38	NGO and Private Training Providers	0	0	0	0	0	0
Whole Country		294	166	0	0	294	166

Table 7 I - Non- Formal Student Age 55-59 by Institution

No.	Institution	Enrollment		Drop Out		Graduation	
		Total	Female	Total	Female	Total	Female
1	Polytechnic Institute of Banteay Meanchey Province	1	1	0	0	1	1
2	Battambang Institute Of Technology	0	0	0	0	0	0
3	National Institute of Entrepreneurship and Innovation	0	0	0	0	0	0
4	Cambodian Thai Skill Development Institute	0	0	0	0	0	0
5	National Polytechnic Institute of Angkor	0	0	0	0	0	0
6	Industrial Technical Institute	0	0	0	0	0	0
7	Jvc Technical School & Workshop	0	0	0	0	0	0
8	Polytechnic Institute of Kampong Cham Province	0	0	0	0	0	0
9	National Polytechnic Institute Techo Sen	0	0	0	0	0	0
10	Kep Provincial Training Center	0	0	0	0	0	0
11	Polytechnic Institute of Koh Kong Province	12	6	0	0	12	6
12	Kompong Chhannng Provincial Training Center	13	10	0	0	13	10
13	Polytechnic Institute of Kampong Speu Province	5	3	0	0	5	3
14	Polytechnic Institute of Kompong Thom Province	18	16	0	0	18	16
15	Regional Polytechnic Institute Techo Sen Eisan	9	4	0	0	9	4
16	Mondulkiri Provincial Training Center	3	2	0	0	3	2
17	National Institute Of Business	0	0	0	0	0	0
18	National Polytechnic Institute Of Cambodia	0	0	0	0	0	0
19	National Technical Training Institute	0	0	0	0	0	0
20	National Vocation Institute Of Battambang	11	10	0	0	11	10
21	Pailin Provincial Training Center	8	5	0	0	8	5
22	Polytechnic Institute Of Preah Sihanouk	15	9	0	0	15	9

Table 7 I - Non- Formal Student Age 55-59 by Institution

No.	Institution	Enrollment		Drop Out		Graduation	
		Total	Female	Total	Female	Total	Female
23	Preah Kossamak Polytechnic Institute	0	0	0	0	0	0
24	Polytechnic Institute of Preah Vihea Province	16	11	0	0	16	11
25	Preash Sihanouk Cambodia China Friendship Polytechnic Institute	0	0	0	0	0	0
26	Polytechnic Institute of Prey Veng Province	38	28	0	0	38	28
27	Provincial Training Center	1	1	0	0	1	1
28	Polytechnic Institute of Pursat Province	11	6	0	0	11	6
29	Ratanakiri Provincial Training Center	5	2	0	0	5	2
30	Regional Polytechnic Institute Techo Sen Battambang	1	0	0	0	1	0
31	Regional Polytechnic Institute Techo Sen Kampot	1	0	0	0	1	0
32	Regional Polytechnic Institute Techo Sen Siem Reap	0	0	0	0	0	0
33	Regional Polytechnic Institute Techo Sen Svayrieng	0	0	0	0	0	0
34	Regional Polytechnic Institute Techo Sen Takeo	2	1	0	0	2	1
35	Stung Treng Provincial Training Center	3	2	0	0	3	2
36	Provincial Training Center of Tbong Khmum	12	6	0	0	12	6
37	Vocational Training Center Of Preah Vihea Yalay	9	4	0	0	9	4
38	NGO and Private Training Providers	0	0	0	0	0	0
Whole Country		213	143	0	0	213	143

Table 7 J - Non- Formal Student 60-64 by Institution

No.	Institution	Enrollment		Drop Out		Graduation	
		Total	Female	Total	Female	Total	Female
1	Polytechnic Institute of Banteay Meanchey Province	0	0	0	0	0	0
2	Battambang Institute Of Technology	0	0	0	0	0	0
3	National Institute of Entrepreneurship and Innovation	0	0	0	0	0	0
4	Cambodian Thai Skill Development Institute	0	0	0	0	0	0
5	National Polytechnic Institute of Angkor	0	0	0	0	0	0
6	Industrial Technical Institute	0	0	0	0	0	0
7	Jvc Technical School & Workshop	0	0	0	0	0	0
8	Polytechnic Institute of Kampong Cham Province	0	0	0	0	0	0
9	National Polytechnic Institute Techo Sen	0	0	0	0	0	0
10	Kep Provincial Training Center	0	0	0	0	0	0
11	Polytechnic Institute of Koh Kong Province	3	0	0	0	3	0
12	Kompong Chhannng Provincial Training Center	6	5	0	0	6	5
13	Polytechnic Institute of Kampong Speu Province	6	6	0	0	6	6
14	Polytechnic Institute of Kompong Thom Province	6	4	0	0	6	4
15	Regional Polytechnic Institute Techo Sen Eisan	3	0	0	0	3	0
16	Mondulkiri Provincial Training Center	1	1	0	0	1	1
17	National Institute Of Business	0	0	0	0	0	0
18	National Polytechnic Institute Of Cambodia	0	0	0	0	0	0
19	National Technical Training Institute	0	0	0	0	0	0
20	National Vocation Institute Of Battambang	15	14	0	0	15	14
21	Pailin Provincial Training Center	3	2	0	0	3	2
22	Polytechnic Institute Of Preah Sihanouk	15	8	0	0	15	8

Table 7 J - Non- Formal Student 60-64 by Institution

No.	Institution	Enrollment		Drop Out		Graduation	
		Total	Female	Total	Female	Total	Female
23	Preah Kossamak Polytechnic Institute	0	0	0	0	0	0
24	Polytechnic Institute of Prear Vihea Province	8	5	0	0	8	5
25	Preash Sihanouk Cambodia China Friendship Polytechnic Institute	0	0	0	0	0	0
26	Polytechnic Institute of Prey Veng Province	24	17	0	0	24	17
27	Provincial Training Center	1	1	0	0	1	1
28	Polytechnic Institute of Pursat Province	20	9	0	0	20	9
29	Ratanakiri Provincial Training Center	3	2	0	0	3	2
30	Regional Polytechnic Institute Techo Sen Battambang	0	0	0	0	0	0
31	Regional Polytechnic Institute Techo Sen Kampot	0	0	0	0	0	0
32	Regional Polytechnic Institute Techo Sen Siem Reap	0	0	0	0	0	0
33	Regional Polytechnic Institute Techo Sen Svayrieng	0	0	0	0	0	0
34	Regional Polytechnic Institute Techo Sen Takeo	4	3	0	0	4	3
35	Stung Treng Provincial Training Center	1	0	0	0	1	0
36	Provincial Training Center of Tbong Khmum	14	9	0	0	14	9
37	Vocational Training Center Of Preah Vihea Yalay	13	7	0	0	13	7
38	NGO and Private Training Providers	0	0	0	0	0	0
Whole Country		160	100	0	0	160	100

Table 7 K - Non- Formal Student 65-UP by Institution

No.	Institution	Enrollment		Drop Out		Graduation	
		Total	Female	Total	Female	Total	Female
1	Polytechnic Institute of Banteay Meanchey Province	0	0	0	0	0	0
2	Battambang Institute Of Technology	0	0	0	0	0	0
3	National Institute of Entrepreneurship and Innovation	0	0	0	0	0	0
4	Cambodian Thai Skill Development Institute	0	0	0	0	0	0
5	National Polytechnic Institute of Angkor	0	0	0	0	0	0
6	Industrial Technical Institute	0	0	0	0	0	0
7	Jvc Technical School & Workshop	0	0	0	0	0	0
8	Polytechnic Institute of Kampong Cham Province	0	0	0	0	0	0
9	National Polytechnic Institute Techo Sen	0	0	0	0	0	0
10	Kep Provincial Training Center	0	0	0	0	0	0
11	Polytechnic Institute of Koh Kong Province	14	1	0	0	14	1
12	Kompong Chhannng Provincial Training Center	10	7	0	0	10	7
13	Polytechnic Institute of Kampong Speu Province	14	9	0	0	14	9
14	Polytechnic Institute of Kompong Thom Province	4	2	0	0	4	2
15	Regional Polytechnic Institute Techo Sen Eisan	6	0	0	0	6	0
16	Mondulkiri Provincial Training Center	11	6	0	0	11	6
17	National Institute Of Business	0	0	0	0	0	0
18	National Polytechnic Institute Of Cambodia	0	0	0	0	0	0
19	National Technical Training Institute	0	0	0	0	0	0
20	National Vocation Institute Of Battambang	17	16	0	0	17	16
21	Pailin Provincial Training Center	4	2	0	0	4	2
22	Polytechnic Institute Of Preah Sihanouk	14	3	0	0	14	3

Table 7 K - Non- Formal Student 65-UP by Institution

No.	Institution	Enrollment		Drop Out		Graduation	
		Total	Female	Total	Female	Total	Female
23	Preah Kossamak Polytechnic Institute	0	0	0	0	0	0
24	Polytechnic Institute of Prear Vihea Province	3	2	0	0	3	2
25	Preash Sihanouk Cambodia China Friendship Polytechnic Institute	0	0	0	0	0	0
26	Polytechnic Institute of Prey Veng Province	44	31	0	0	44	31
27	Provincial Training Center	5	5	0	0	5	5
28	Polytechnic Institute of Pursat Province	12	8	0	0	12	8
29	Ratanakiri Provincial Training Center	10	5	0	0	10	5
30	Regional Polytechnic Institute Techo Sen Battambang	0	0	0	0	0	0
31	Regional Polytechnic Institute Techo Sen Kampot	0	0	0	0	0	0
32	Regional Polytechnic Institute Techo Sen Siem Reap	0	0	0	0	0	0
33	Regional Polytechnic Institute Techo Sen Svayrieng	0	0	0	0	0	0
34	Regional Polytechnic Institute Techo Sen Takeo	0	0	0	0	0	0
35	Stung Treng Provincial Training Center	1	1	0	0	1	1
36	Provincial Training Center of Tbong Khmum	8	3	0	0	8	3
37	Vocational Training Center Of Preah Vihea Yalay	4	3	0	0	4	3
38	NGO and Private Training Providers	0	0	0	0	0	0
Whole Country		205	119	0	0	205	119

Table 8 A - Formal Student Age 15-19 by Institution

No.	Institution	Enrollment		Drop Out		Graduation	
		Total	Female	Total	Female	Total	Female
1	Polytechnic Institute of Banteay Meanchey Province	0	0	0	0	0	0
2	Battambang Institute Of Technology	0	0	0	0	0	0
3	National Institute of Entrepreneurship and Innovation	0	0	0	0	0	0
4	Cambodian Thai Skill Development Institute	0	0	0	0	0	0
5	National Polytechnic Institute of Angkor	0	0	0	0	0	0
6	Industrial Technical Institute	0	0	0	0	0	0
7	Jvc Technical School & Workshop	0	0	0	0	0	0
8	Polytechnic Institute of Kampong Cham Province	0	0	0	0	0	0
9	National Polytechnic Institute Techo Sen	0	0	0	0	0	0
10	Kep Provincial Training Center	0	0	0	0	0	0
11	Polytechnic Institute of Koh Kong Province	0	0	0	0	0	0
12	Kompong Chhannng Provincial Training Center	0	0	0	0	0	0
13	Polytechnic Institute of Kampong Speu Province	0	0	0	0	0	0
14	Polytechnic Institute of Kompong Thom Province	0	0	0	0	0	0
15	Regional Polytechnic Institute Techo Sen Eisan	0	0	0	0	0	0
16	Mondulkiri Provincial Training Center	0	0	0	0	0	0
17	National Institute Of Business	0	0	0	0	0	0
18	National Polytechnic Institute Of Cambodia	0	0	0	0	0	0
19	National Technical Training Institute	0	0	0	0	0	0
20	National Vocation Institute Of Battambang	0	0	0	0	0	0
21	Pailin Provincial Training Center	0	0	0	0	0	0
22	Polytechnic Institute Of Preah Sihanouk	0	0	0	0	0	0

Table 8 A - Formal Student Age 15-19 by Institution

No.	Institution	Enrollment		Drop Out		Graduation	
		Total	Female	Total	Female	Total	Female
23	Preah Kossamak Polytechnic Institute	0	0	0	0	0	0
24	Polytechnic Institute of Prear Vihea Province	0	0	0	0	0	0
25	Preash Sihanouk Cambodia China Friendship Polytechnic Institute	0	0	0	0	0	0
26	Polytechnic Institute of Prey Veng Province	0	0	0	0	0	0
27	Provincial Training Center	0	0	0	0	0	0
28	Polytechnic Institute of Pursat Province	0	0	0	0	0	0
29	Ratanakiri Provincial Training Center	0	0	0	0	0	0
30	Regional Polytechnic Institute Techo Sen Battambang	0	0	0	0	0	0
31	Regional Polytechnic Institute Techo Sen Kampot	0	0	0	0	0	0
32	Regional Polytechnic Institute Techo Sen Siem Reap	0	0	0	0	0	0
33	Regional Polytechnic Institute Techo Sen Svayrieng	0	0	0	0	0	0
34	Regional Polytechnic Institute Techo Sen Takeo	0	0	0	0	0	0
35	Stung Treng Provincial Training Center	0	0	0	0	0	0
36	Provincial Training Center of Tbong Khmum	0	0	0	0	0	0
37	Vocational Training Center Of Preah Vihea Yalay	0	0	0	0	0	0
38	NGO and Private Training Providers	0	0	0	0	0	0
Whole Country		0	0	0	0	0	0

Table 8 B - Formal Student Age 20-24 by Institution

No.	Institution	Enrollment		Drop Out		Graduation	
		Total	Female	Total	Female	Total	Female
1	Polytechnic Institute of Banteay Meanchey Province	734	403	31	7	677	381
2	Battambang Institute Of Technology	1,226	436	150	30	926	357
3	National Institute of Entrepreneurship and Innovation	1,642	1,078	171	47	1,346	983
4	Cambodian Thai Skill Development Institute	755	262	70	16	665	233
5	National Polytechnic Institute of Angkor	1,144	326	139	20	774	240
6	Industrial Technical Institute	1,601	724	101	6	1,279	668
7	Jvc Technical School & Workshop	282	16	0	0	282	16
8	Polytechnic Institute of Kampong Cham Province	300	115	0	0	300	115
9	National Polytechnic Institute Techo Sen	756	331	196	77	455	243
10	Kep Provincial Training Center	575	337	152	97	420	240
11	Polytechnic Institute of Koh Kong Province	1,244	556	372	196	880	362
12	Kompong Chhannng Provincial Training Center	331	191	0	0	338	192
13	Polytechnic Institute of Kampong Speu Province	599	277	94	25	513	253
14	Polytechnic Institute of Kompong Thom Province	184	106	0	0	122	77
15	Regional Polytechnic Institute Techo Sen Eisan	313	180	0	0	313	180
16	Mondulkiri Provincial Training Center	66	45	25	17	41	28
17	National Institute Of Business	1,642	490	6	4	1,333	331
18	National Polytechnic Institute Of Cambodia	1,499	286	172	16	1,322	140
19	National Technical Training Institute	694	277	0	0	603	232
20	National Vocation Institute Of Battambang	315	117	0	0	306	100
21	Pailin Provincial Training Center	742	316	88	50	773	323
22	Polytechnic Institute Of Preah Sihanouk	705	247	94	33	616	190

Table 8 B - Formal Student Age 20-24 by Institution

No.	Institution	Enrollment		Drop Out		Graduation	
		Total	Female	Total	Female	Total	Female
23	Preah Kossamak Polytechnic Institute	1,944	381	31	5	1,650	284
24	Polytechnic Institute of Prear Vihea Province	147	8	14	0	135	8
25	Preash Sihanouk Cambodia China Friendship Polytechnic Institute	987	285	0	0	955	267
26	Polytechnic Institute of Prey Veng Province	677	261	63	55	553	188
27	Provincial Training Center	200	75	0	0	200	75
28	Polytechnic Institute of Pursat Province	1,022	454	0	0	1,008	407
29	Ratanakiri Provincial Training Center	310	118	0	0	320	121
30	Regional Polytechnic Institute Techo Sen Battambang	1,838	841	116	46	1,634	730
31	Regional Polytechnic Institute Techo Sen Kampot	1,455	662	0	0	1,409	586
32	Regional Polytechnic Institute Techo Sen Siem Reap	1,054	391	136	53	766	298
33	Regional Polytechnic Institute Techo Sen Svayrieng	981	307	111	40	873	239
34	Regional Polytechnic Institute Techo Sen Takeo	1,166	582	0	0	1,192	585
35	Stung Treng Provincial Training Center	253	116	0	0	255	116
36	Provincial Training Center of Tbong Khmum	426	170	115	44	308	126
37	Vocational Training Center Of Preah Vihea Yalay	164	32	0	0	170	32
38	NGO and Private Training Providers	2,301	1,040	65	32	1,748	739
Whole Country		32,274	12,839	2,512	916	27,460	10,685

Table 8 C - Formal Student Age 25-29 by Institution

No.	Institution	Enrollment		Drop Out		Graduation	
		Total	Female	Total	Female	Total	Female
1	Polytechnic Institute of Banteay Meanchey Province	19	0	2	0	4	0
2	Battambang Institute Of Technology	26	3	12	0	12	2
3	National Institute of Entrepreneurship and Innovation	158	38	40	6	67	17
4	Cambodian Thai Skill Development Institute	69	0	18	0	48	0
5	National Polytechnic Institute of Angkor	59	8	26	2	26	3
6	Industrial Technical Institute	97	25	0	0	97	25
7	Jvc Technical School & Workshop	28	0	0	0	28	0
8	Polytechnic Institute of Kampong Cham Province	0	0	0	0	0	0
9	National Polytechnic Institute Techo Sen	19	1	14	2	10	0
10	Kep Provincial Training Center	2	0	2	0	0	0
11	Polytechnic Institute of Koh Kong Province	38	10	20	0	12	6
12	Kompong Chhannng Provincial Training Center	3	0	0	0	0	0
13	Polytechnic Institute of Kampong Speu Province	8	1	0	0	2	0
14	Polytechnic Institute of Kompong Thom Province	1	0	0	0	0	0
15	Regional Polytechnic Institute Techo Sen Eisan	0	0	0	0	0	0
16	Mondulkiri Provincial Training Center	1	0	0	0	1	0
17	National Institute Of Business	39	13	0	0	13	6
18	National Polytechnic Institute Of Cambodia	103	5	10	0	19	3
19	National Technical Training Institute	60	2	0	0	2	0
20	National Vocation Institute Of Battambang	31	4	0	0	31	0
21	Pailin Provincial Training Center	72	24	0	0	2	0
22	Polytechnic Institute Of Preah Sihanouk	57	9	8	0	6	0

Table 8 C - Formal Student Age 25-29 by Institution

No.	Institution	Enrollment		Drop Out		Graduation	
		Total	Female	Total	Female	Total	Female
23	Preah Kossamak Polytechnic Institute	90	10	0	0	61	6
24	Polytechnic Institute of Prear Vihea Province	4	0	0	0	2	0
25	Preash Sihanouk Cambodia China Friendship Polytechnic Institute	9	3	0	0	3	0
26	Polytechnic Institute of Prey Veng Province	18	4	26	6	5	1
27	Provincial Training Center	0	0	0	0	0	0
28	Polytechnic Institute of Pursat Province	16	2	0	0	14	1
29	Ratanakiri Provincial Training Center	7	2	0	0	1	1
30	Regional Polytechnic Institute Techo Sen Battambang	67	9	0	0	42	2
31	Regional Polytechnic Institute Techo Sen Kampot	55	11	0	0	4	3
32	Regional Polytechnic Institute Techo Sen Siem Reap	20	4	0	0	1	0
33	Regional Polytechnic Institute Techo Sen Svayrieng	67	9	6	0	50	7
34	Regional Polytechnic Institute Techo Sen Takeo	10	3	0	0	0	0
35	Stung Treng Provincial Training Center	18	9	0	0	18	9
36	Provincial Training Center of Tbong Khmum	3	0	2	0	2	0
37	Vocational Training Center Of Preah Vihea Yalay	4	0	0	0	0	0
38	NGO and Private Training Providers	2	0	0	0	2	0
Whole Country		1,280	209	186	16	585	92

Table 8 D - Formal Student Age 30-34 by Institution

No.	Institution	Enrollment		Drop Out		Graduation	
		Total	Female	Total	Female	Total	Female
1	Polytechnic Institute of Banteay Meanchey Province	9	0	2	0	7	0
2	Battambang Institute Of Technology	13	1	4	2	4	0
3	National Institute of Entrepreneurship and Innovation	97	27	14	2	46	19
4	Cambodian Thai Skill Development Institute	54	2	14	0	43	1
5	National Polytechnic Institute of Angkor	39	1	18	2	12	0
6	Industrial Technical Institute	116	36	0	0	116	36
7	Jvc Technical School & Workshop	7	0	0	0	7	0
8	Polytechnic Institute of Kampong Cham Province	0	0	0	0	0	0
9	National Polytechnic Institute Techo Sen	13	0	2	0	10	0
10	Kep Provincial Training Center	0	0	0	0	0	0
11	Polytechnic Institute of Koh Kong Province	22	3	14	4	6	1
12	Kompong Chhannng Provincial Training Center	1	1	0	0	0	0
13	Polytechnic Institute of Kampong Speu Province	6	1	0	0	4	1
14	Polytechnic Institute of Kompong Thom Province	2	0	0	0	0	0
15	Regional Polytechnic Institute Techo Sen Eisan	0	0	0	0	0	0
16	Mondulkiri Provincial Training Center	0	0	0	0	0	0
17	National Institute Of Business	14	8	0	0	6	3
18	National Polytechnic Institute Of Cambodia	41	3	6	0	4	0
19	National Technical Training Institute	11	3	0	0	1	0
20	National Vocation Institute Of Battambang	35	6	0	0	35	6
21	Pailin Provincial Training Center	29	19	0	0	1	0
22	Polytechnic Institute Of Preah Sihanouk	48	11	2	0	5	1

Table 8 D - Formal Student Age 30-34 by Institution

No.	Institution	Enrollment		Drop Out		Graduation	
		Total	Female	Total	Female	Total	Female
23	Preah Kossamak Polytechnic Institute	41	2	0	0	30	2
24	Polytechnic Institute of Prear Vihea Province	1	0	0	0	1	0
25	Preash Sihanouk Cambodia China Friendship Polytechnic Institute	4	0	0	0	3	0
26	Polytechnic Institute of Prey Veng Province	27	8	38	12	8	2
27	Provincial Training Center	0	0	0	0	0	0
28	Polytechnic Institute of Pursat Province	21	6	0	0	19	4
29	Ratanakiri Provincial Training Center	1	0	0	0	1	0
30	Regional Polytechnic Institute Techo Sen Battambang	49	3	0	0	41	0
31	Regional Polytechnic Institute Techo Sen Kampot	27	2	0	0	1	0
32	Regional Polytechnic Institute Techo Sen Siem Reap	8	3	0	0	1	0
33	Regional Polytechnic Institute Techo Sen Svayrieng	38	4	4	0	26	3
34	Regional Polytechnic Institute Techo Sen Takeo	9	0	0	0	0	0
35	Stung Treng Provincial Training Center	18	7	0	0	16	7
36	Provincial Training Center of Tbong Khmum	3	0	4	0	1	0
37	Vocational Training Center Of Preah Vihea Yalay	1	0	0	0	0	0
38	NGO and Private Training Providers	0	0	0	0	0	0
Whole Country		805	157	122	22	455	86

Table 8 E - Formal Student Age 35-39 by Institution

No.	Institution	Enrollment		Drop Out		Graduation	
		Total	Female	Total	Female	Total	Female
1	Polytechnic Institute of Banteay Meanchey Province	0	0	0	0	0	0
2	Battambang Institute Of Technology	6	0	2	0	3	0
3	National Institute of Entrepreneurship and Innovation	64	17	16	0	28	9
4	Cambodian Thai Skill Development Institute	49	2	2	0	44	2
5	National Polytechnic Institute of Angkor	19	0	2	0	4	0
6	Industrial Technical Institute	92	19	0	0	92	19
7	Jvc Technical School & Workshop	3	0	0	0	3	0
8	Polytechnic Institute of Kampong Cham Province	0	0	0	0	0	0
9	National Polytechnic Institute Techo Sen	16	2	8	0	9	2
10	Kep Provincial Training Center	3	0	6	0	0	0
11	Polytechnic Institute of Koh Kong Province	3	0	2	0	0	0
12	Kompong Chhannng Provincial Training Center	3	0	0	0	0	0
13	Polytechnic Institute of Kampong Speu Province	1	0	0	0	1	0
14	Polytechnic Institute of Kompong Thom Province	0	0	0	0	0	0
15	Regional Polytechnic Institute Techo Sen Eisan	0	0	0	0	0	0
16	Mondulkiri Provincial Training Center	0	0	0	0	0	0
17	National Institute Of Business	18	9	0	0	9	7
18	National Polytechnic Institute Of Cambodia	22	3	2	0	2	0
19	National Technical Training Institute	9	0	0	0	0	0
20	National Vocation Institute Of Battambang	34	4	0	0	0	0
21	Pailin Provincial Training Center	16	11	0	0	0	0
22	Polytechnic Institute Of Preah Sihanouk	17	3	2	0	1	0

Table 8 E - Formal Student Age 35-39 by Institution

No.	Institution	Enrollment		Drop Out		Graduation	
		Total	Female	Total	Female	Total	Female
23	Preah Kossamak Polytechnic Institute	25	3	0	0	19	2
24	Polytechnic Institute of Prear Vihea Province	0	0	0	0	0	0
25	Preash Sihanouk Cambodia China Friendship Polytechnic Institute	3	0	0	0	2	0
26	Polytechnic Institute of Prey Veng Province	12	3	22	6	1	0
27	Provincial Training Center	0	0	0	0	0	0
28	Polytechnic Institute of Pursat Province	7	1	0	0	7	1
29	Ratanakiri Provincial Training Center	2	2	0	0	0	0
30	Regional Polytechnic Institute Techo Sen Battambang	54	1	0	0	44	0
31	Regional Polytechnic Institute Techo Sen Kampot	27	0	0	0	0	0
32	Regional Polytechnic Institute Techo Sen Siem Reap	7	2	0	0	0	0
33	Regional Polytechnic Institute Techo Sen Svayrieng	19	1	0	0	16	1
34	Regional Polytechnic Institute Techo Sen Takeo	6	0	0	0	0	0
35	Stung Treng Provincial Training Center	4	3	0	0	4	3
36	Provincial Training Center of Tbong Khmum	0	0	0	0	0	0
37	Vocational Training Center Of Preah Vihea Yalay	1	0	0	0	0	0
38	NGO and Private Training Providers	0	0	0	0	0	0
Whole Country		542	86	64	6	289	46

Table 8 F - Formal Student Age 40-44 by Institution

No.	Institution	Enrollment		Drop Out		Graduation	
		Total	Female	Total	Female	Total	Female
1	Polytechnic Institute of Banteay Meanchey Province	1	0	0	0	1	0
2	Battambang Institute Of Technology	0	0	0	0	0	0
3	National Institute of Entrepreneurship and Innovation	3	2	2	2	0	0
4	Cambodian Thai Skill Development Institute	7	0	0	0	7	0
5	National Polytechnic Institute of Angkor	2	0	2	0	1	0
6	Industrial Technical Institute	34	13	0	0	34	13
7	Jvc Technical School & Workshop	0	0	0	0	0	0
8	Polytechnic Institute of Kampong Cham Province	0	0	0	0	0	0
9	National Polytechnic Institute Techo Sen	0	0	0	0	0	0
10	Kep Provincial Training Center	0	0	0	0	0	0
11	Polytechnic Institute of Koh Kong Province	1	0	2	0	0	0
12	Kompong Chhannng Provincial Training Center	0	0	0	0	0	0
13	Polytechnic Institute of Kampong Speu Province	0	0	0	0	0	0
14	Polytechnic Institute of Kompong Thom Province	0	0	0	0	0	0
15	Regional Polytechnic Institute Techo Sen Eisan	0	0	0	0	0	0
16	Mondulkiri Provincial Training Center	0	0	0	0	0	0
17	National Institute Of Business	0	0	0	0	0	0
18	National Polytechnic Institute Of Cambodia	3	0	0	0	1	0
19	National Technical Training Institute	0	0	0	0	0	0
20	National Vocation Institute Of Battambang	4	1	0	0	0	0
21	Pailin Provincial Training Center	5	3	0	0	0	0
22	Polytechnic Institute Of Preah Sihanouk	4	0	0	0	0	0

Table 8 F - Formal Student Age 40-44 by Institution

No.	Institution	Enrollment		Drop Out		Graduation	
		Total	Female	Total	Female	Total	Female
23	Preah Kossamak Polytechnic Institute	2	0	0	0	2	0
24	Polytechnic Institute of Prear Vihea Province	0	0	0	0	0	0
25	Preash Sihanouk Cambodia China Friendship Polytechnic Institute	2	0	0	0	2	0
26	Polytechnic Institute of Prey Veng Province	16	7	24	10	4	2
27	Provincial Training Center	0	0	0	0	0	0
28	Polytechnic Institute of Pursat Province	1	0	0	0	1	0
29	Ratanakiri Provincial Training Center	2	0	0	0	1	0
30	Regional Polytechnic Institute Techo Sen Battambang	10	0	0	0	9	0
31	Regional Polytechnic Institute Techo Sen Kampot	8	0	0	0	0	0
32	Regional Polytechnic Institute Techo Sen Siem Reap	1	1	0	0	0	0
33	Regional Polytechnic Institute Techo Sen Svayrieng	3	1	0	0	3	1
34	Regional Polytechnic Institute Techo Sen Takeo	1	0	0	0	0	0
35	Stung Treng Provincial Training Center	0	0	0	0	0	0
36	Provincial Training Center of Tbong Khmum	0	0	0	0	0	0
37	Vocational Training Center Of Preah Vihea Yalay	0	0	0	0	0	0
38	NGO and Private Training Providers	0	0	0	0	0	0
Whole Country		110	28	30	12	66	16

Table 8 G - Formal Student Age 45-49 by Institution

No.	Institution	Enrollment		Drop Out		Graduation	
		Total	Female	Total	Female	Total	Female
1	Polytechnic Institute of Banteay Meanchey Province	0	0	0	0	0	0
2	Battambang Institute Of Technology	1	0	0	0	1	0
3	National Institute of Entrepreneurship and Innovation	3	1	0	0	3	1
4	Cambodian Thai Skill Development Institute	2	0	2	0	1	0
5	National Polytechnic Institute of Angkor	1	0	0	0	0	0
6	Industrial Technical Institute	31	13	0	0	31	13
7	Jvc Technical School & Workshop	1	0	0	0	1	0
8	Polytechnic Institute of Kampong Cham Province	0	0	0	0	0	0
9	National Polytechnic Institute Techo Sen	0	0	0	0	0	0
10	Kep Provincial Training Center	0	0	0	0	0	0
11	Polytechnic Institute of Koh Kong Province	0	0	0	0	0	0
12	Kompong Chhannng Provincial Training Center	0	0	0	0	0	0
13	Polytechnic Institute of Kampong Speu Province	0	0	0	0	0	0
14	Polytechnic Institute of Kompong Thom Province	0	0	0	0	0	0
15	Regional Polytechnic Institute Techo Sen Eisan	0	0	0	0	0	0
16	Mondulkiri Provincial Training Center	0	0	0	0	0	0
17	National Institute Of Business	0	0	0	0	0	0
18	National Polytechnic Institute Of Cambodia	2	0	0	0	0	0
19	National Technical Training Institute	0	0	0	0	0	0
20	National Vocation Institute Of Battambang	7	1	0	0	0	0
21	Pailin Provincial Training Center	1	0	0	0	1	0
22	Polytechnic Institute Of Preah Sihanouk	2	0	0	0	1	0

Table 8 G - Formal Student Age 45-49 by Institution

No.	Institution	Enrollment		Drop Out		Graduation	
		Total	Female	Total	Female	Total	Female
23	Preah Kossamak Polytechnic Institute	6	1	0	0	6	1
24	Polytechnic Institute of Prear Vihea Province	0	0	0	0	0	0
25	Preash Sihanouk Cambodia China Friendship Polytechnic Institute	0	0	0	0	0	0
26	Polytechnic Institute of Prey Veng Province	6	1	10	2	1	0
27	Provincial Training Center	0	0	0	0	0	0
28	Polytechnic Institute of Pursat Province	0	0	0	0	0	0
29	Ratanakiri Provincial Training Center	1	0	0	0	0	0
30	Regional Polytechnic Institute Techo Sen Battambang	8	0	0	0	7	0
31	Regional Polytechnic Institute Techo Sen Kampot	5	0	0	0	0	0
32	Regional Polytechnic Institute Techo Sen Siem Reap	0	0	0	0	0	0
33	Regional Polytechnic Institute Techo Sen Svayrieng	5	1	0	0	4	0
34	Regional Polytechnic Institute Techo Sen Takeo	0	0	0	0	0	0
35	Stung Treng Provincial Training Center	0	0	0	0	0	0
36	Provincial Training Center of Tbong Khmum	0	0	0	0	0	0
37	Vocational Training Center Of Preah Vihea Yalay	0	0	0	0	0	0
38	NGO and Private Training Providers	0	0	0	0	0	0
Whole Country		82	18	12	2	57	15

Table 8 H - Formal Student Age 50-54 by Institution

No.	Institution	Enrollment		Drop Out		Graduation	
		Total	Female	Total	Female	Total	Female
1	Polytechnic Institute of Banteay Meanchey Province	0	0	0	0	0	0
2	Battambang Institute Of Technology	0	0	0	0	0	0
3	National Institute of Entrepreneurship and Innovation	0	0	0	0	0	0
4	Cambodian Thai Skill Development Institute	1	1	0	0	1	1
5	National Polytechnic Institute of Angkor	0	0	0	0	0	0
6	Industrial Technical Institute	21	15	0	0	21	15
7	Jvc Technical School & Workshop	0	0	0	0	0	0
8	Polytechnic Institute of Kampong Cham Province	0	0	0	0	0	0
9	National Polytechnic Institute Techo Sen	0	0	0	0	0	0
10	Kep Provincial Training Center	2	0	0	0	2	0
11	Polytechnic Institute of Koh Kong Province	0	0	0	0	0	0
12	Kompong Chhannng Provincial Training Center	0	0	0	0	0	0
13	Polytechnic Institute of Kampong Speu Province	0	0	0	0	0	0
14	Polytechnic Institute of Kompong Thom Province	0	0	0	0	0	0
15	Regional Polytechnic Institute Techo Sen Eisan	0	0	0	0	0	0
16	Mondulkiri Provincial Training Center	0	0	0	0	0	0
17	National Institute Of Business	1	0	0	0	1	0
18	National Polytechnic Institute Of Cambodia	1	0	0	0	1	0
19	National Technical Training Institute	0	0	0	0	0	0
20	National Vocation Institute Of Battambang	1	0	0	0	0	0
21	Pailin Provincial Training Center	0	0	0	0	0	0
22	Polytechnic Institute Of Preah Sihanouk	0	0	0	0	0	0

Table 8 H - Formal Student Age 50-54 by Institution

No.	Institution	Enrollment		Drop Out		Graduation	
		Total	Female	Total	Female	Total	Female
23	Preah Kossamak Polytechnic Institute	0	0	0	0	0	0
24	Polytechnic Institute of Prear Vihea Province	0	0	0	0	0	0
25	Preash Sihanouk Cambodia China Friendship Polytechnic Institute	0	0	0	0	0	0
26	Polytechnic Institute of Prey Veng Province	2	0	2	0	1	0
27	Provincial Training Center	0	0	0	0	0	0
28	Polytechnic Institute of Pursat Province	0	0	0	0	0	0
29	Ratanakiri Provincial Training Center	0	0	0	0	0	0
30	Regional Polytechnic Institute Techo Sen Battambang	2	0	0	0	0	0
31	Regional Polytechnic Institute Techo Sen Kampot	3	3	0	0	0	0
32	Regional Polytechnic Institute Techo Sen Siem Reap	0	0	0	0	0	0
33	Regional Polytechnic Institute Techo Sen Svayrieng	0	0	0	0	0	0
34	Regional Polytechnic Institute Techo Sen Takeo	0	0	0	0	0	0
35	Stung Treng Provincial Training Center	0	0	0	0	0	0
36	Provincial Training Center of Tbong Khmum	0	0	0	0	0	0
37	Vocational Training Center Of Preah Vihea Yalay	0	0	0	0	0	0
38	NGO and Private Training Providers	0	0	0	0	0	0
Whole Country		34	19	2	0	27	16

Table 8 I - Formal Student Age 55-59 by Institution

No.	Institution	Enrollment		Drop Out		Graduation	
		Total	Female	Total	Female	Total	Female
1	Polytechnic Institute of Banteay Meanchey Province	0	0	0	0	0	0
2	Battambang Institute Of Technology	0	0	0	0	0	0
3	National Institute of Entrepreneurship and Innovation	0	0	0	0	0	0
4	Cambodian Thai Skill Development Institute	1	0	0	0	1	0
5	National Polytechnic Institute of Angkor	0	0	0	0	0	0
6	Industrial Technical Institute	5	3	0	0	5	3
7	Jvc Technical School & Workshop	0	0	0	0	0	0
8	Polytechnic Institute of Kampong Cham Province	0	0	0	0	0	0
9	National Polytechnic Institute Techo Sen	0	0	0	0	0	0
10	Kep Provincial Training Center	0	0	0	0	0	0
11	Polytechnic Institute of Koh Kong Province	0	0	0	0	0	0
12	Kompong Chhannng Provincial Training Center	0	0	0	0	0	0
13	Polytechnic Institute of Kampong Speu Province	0	0	0	0	0	0
14	Polytechnic Institute of Kompong Thom Province	0	0	0	0	0	0
15	Regional Polytechnic Institute Techo Sen Eisan	0	0	0	0	0	0
16	Mondulkiri Provincial Training Center	0	0	0	0	0	0
17	National Institute Of Business	0	0	0	0	0	0
18	National Polytechnic Institute Of Cambodia	0	0	0	0	0	0
19	National Technical Training Institute	0	0	0	0	0	0
20	National Vocation Institute Of Battambang	0	0	0	0	0	0
21	Pailin Provincial Training Center	0	0	0	0	0	0
22	Polytechnic Institute Of Preah Sihanouk	0	0	0	0	0	0

Table 8 I - Formal Student Age 55-59 by Institution

No.	Institution	Enrollment		Drop Out		Graduation	
		Total	Female	Total	Female	Total	Female
23	Preah Kossomak Polytechnic Institute	0	0	0	0	0	0
24	Polytechnic Institute of Prear Vihea Province	0	0	0	0	0	0
25	Preash Sihanouk Cambodia China Friendship Polytechnic Institute	0	0	0	0	0	0
26	Polytechnic Institute of Prey Veng Province	0	0	0	0	0	0
27	Provincial Training Center	0	0	0	0	0	0
28	Polytechnic Institute of Pursat Province	0	0	0	0	0	0
29	Ratanakiri Provincial Training Center	0	0	0	0	0	0
30	Regional Polytechnic Institute Techo Sen Battambang	4	0	0	0	2	0
31	Regional Polytechnic Institute Techo Sen Kampot	1	0	0	0	0	0
32	Regional Polytechnic Institute Techo Sen Siem Reap	0	0	0	0	0	0
33	Regional Polytechnic Institute Techo Sen Svayrieng	1	0	0	0	1	0
34	Regional Polytechnic Institute Techo Sen Takeo	0	0	0	0	0	0
35	Stung Treng Provincial Training Center	0	0	0	0	0	0
36	Provincial Training Center of Tbong Khmum	0	0	0	0	0	0
37	Vocational Training Center Of Preah Vihea Yalay	0	0	0	0	0	0
38	NGO and Private Training Providers	0	0	0	0	0	0
Whole Country		12	3	0	0	9	3

Table 8 J - Formal Student Age 60-64 by Institution

No.	Institution	Enrollment		Drop Out		Graduation	
		Total	Female	Total	Female	Total	Female
1	Polytechnic Institute of Banteay Meanchey Province	0	0	0	0	0	0
2	Battambang Institute Of Technology	0	0	0	0	0	0
3	National Institute of Entrepreneurship and Innovation	0	0	0	0	0	0
4	Cambodian Thai Skill Development Institute	2	0	0	0	2	0
5	National Polytechnic Institute of Angkor	0	0	0	0	0	0
6	Industrial Technical Institute	3	2	0	0	3	2
7	Jvc Technical School & Workshop	0	0	0	0	0	0
8	Polytechnic Institute of Kampong Cham Province	0	0	0	0	0	0
9	National Polytechnic Institute Techo Sen	1	0	0	0	1	0
10	Kep Provincial Training Center	0	0	0	0	0	0
11	Polytechnic Institute of Koh Kong Province	0	0	0	0	0	0
12	Kompong Chhannng Provincial Training Center	0	0	0	0	0	0
13	Polytechnic Institute of Kampong Speu Province	0	0	0	0	0	0
14	Polytechnic Institute of Kompong Thom Province	0	0	0	0	0	0
15	Regional Polytechnic Institute Techo Sen Eisan	0	0	0	0	0	0
16	Mondulkiri Provincial Training Center	0	0	0	0	0	0
17	National Institute Of Business	1	1	0	0	1	1
18	National Polytechnic Institute Of Cambodia	1	0	2	0	0	0
19	National Technical Training Institute	0	0	0	0	0	0
20	National Vocation Institute Of Battambang	0	0	0	0	0	0
21	Pailin Provincial Training Center	0	0	0	0	0	0
22	Polytechnic Institute Of Preah Sihanouk	2	1	0	0	1	1

Table 8 J - Formal Student Age 60-64 by Institution

No.	Institution	Enrollment		Drop Out		Graduation	
		Total	Female	Total	Female	Total	Female
23	Preah Kossamak Polytechnic Institute	0	0	0	0	0	0
24	Polytechnic Institute of Prear Vihea Province	0	0	0	0	0	0
25	Preash Sihanouk Cambodia China Friendship Polytechnic Institute	0	0	0	0	0	0
26	Polytechnic Institute of Prey Veng Province	0	0	0	0	0	0
27	Provincial Training Center	0	0	0	0	0	0
28	Polytechnic Institute of Pursat Province	0	0	0	0	0	0
29	Ratanakiri Provincial Training Center	0	0	0	0	0	0
30	Regional Polytechnic Institute Techo Sen Battambang	0	0	0	0	0	0
31	Regional Polytechnic Institute Techo Sen Kampot	0	0	0	0	0	0
32	Regional Polytechnic Institute Techo Sen Siem Reap	0	0	0	0	0	0
33	Regional Polytechnic Institute Techo Sen Svayrieng	1	0	0	0	1	0
34	Regional Polytechnic Institute Techo Sen Takeo	0	0	0	0	0	0
35	Stung Treng Provincial Training Center	0	0	0	0	0	0
36	Provincial Training Center of Tbong Khmum	0	0	0	0	0	0
37	Vocational Training Center Of Preah Vihea Yalay	0	0	0	0	0	0
38	NGO and Private Training Providers	0	0	0	0	0	0
Whole Country		11	4	2	0	9	4

Table 8 K - Formal Student Age 65-UP by Institution

No.	Institution	Enrollment		Drop Out		Graduation	
		Total	Female	Total	Female	Total	Female
1	Polytechnic Institute of Banteay Meanchey Province	0	0	0	0	0	0
2	Battambang Institute Of Technology	0	0	0	0	0	0
3	National Institute of Entrepreneurship and Innovation	0	0	0	0	0	0
4	Cambodian Thai Skill Development Institute	0	0	0	0	0	0
5	National Polytechnic Institute of Angkor	0	0	0	0	0	0
6	Industrial Technical Institute	0	0	0	0	0	0
7	Jvc Technical School & Workshop	0	0	0	0	0	0
8	Polytechnic Institute of Kampong Cham Province	0	0	0	0	0	0
9	National Polytechnic Institute Techo Sen	0	0	0	0	0	0
10	Kep Provincial Training Center	0	0	0	0	0	0
11	Polytechnic Institute of Koh Kong Province	0	0	0	0	0	0
12	Kompong Chhannng Provincial Training Center	0	0	0	0	0	0
13	Polytechnic Institute of Kampong Speu Province	0	0	0	0	0	0
14	Polytechnic Institute of Kompong Thom Province	0	0	0	0	0	0
15	Regional Polytechnic Institute Techo Sen Eisan	0	0	0	0	0	0
16	Mondulkiri Provincial Training Center	0	0	0	0	0	0
17	National Institute Of Business	0	0	0	0	0	0
18	National Polytechnic Institute Of Cambodia	0	0	0	0	0	0
19	National Technical Training Institute	0	0	0	0	0	0
20	National Vocation Institute Of Battambang	0	0	0	0	0	0
21	Pailin Provincial Training Center	0	0	0	0	0	0
22	Polytechnic Institute Of Preah Sihanouk	0	0	0	0	0	0

Table 8 K - Formal Student Age 65-UP by Institution

No.	Institution	Enrollment		Drop Out		Graduation	
		Total	Female	Total	Female	Total	Female
23	Preah Kossamak Polytechnic Institute	0	0	0	0	0	0
24	Polytechnic Institute of Prear Vihea Province	0	0	0	0	0	0
25	Preash Sihanouk Cambodia China Friendship Polytechnic Institute	0	0	0	0	0	0
26	Polytechnic Institute of Prey Veng Province	0	0	0	0	0	0
27	Provincial Training Center	0	0	0	0	0	0
28	Polytechnic Institute of Pursat Province	0	0	0	0	0	0
29	Ratanakiri Provincial Training Center	0	0	0	0	0	0
30	Regional Polytechnic Institute Techo Sen Battambang	0	0	0	0	0	0
31	Regional Polytechnic Institute Techo Sen Kampot	0	0	0	0	0	0
32	Regional Polytechnic Institute Techo Sen Siem Reap	0	0	0	0	0	0
33	Regional Polytechnic Institute Techo Sen Svayrieng	0	0	0	0	0	0
34	Regional Polytechnic Institute Techo Sen Takeo	0	0	0	0	0	0
35	Stung Treng Provincial Training Center	0	0	0	0	0	0
36	Provincial Training Center of Tbong Khmum	0	0	0	0	0	0
37	Vocational Training Center Of Preah Vihea Yalay	0	0	0	0	0	0
38	NGO and Private Training Providers	0	0	0	0	0	0
Whole Country		0	0	0	0	0	0

Appendix 1: Short Course Enrollment by Course Name, Whole Country

No.	Course Name	Number of Course	Enrollment	
			Total	Female
1	Connecting Electricity	67	1,077	205
2	Computer Service	26	436	280
3	Food Processing	21	415	344
4	Welding	26	400	56
5	Air-condition Repairing	25	392	44
6	Vegetable Growing	18	360	161
7	Mushroom Growing	16	320	185
8	Post Harvest Technology	15	300	199
9	Masonry	16	259	67
10	Wedding Outfitting	13	245	237
11	Soap Making	11	207	167
12	Auto Repairing	12	195	7
13	Masonry	12	185	6
14	Domestic Refrigerator. Air. condltion Service	11	177	7
15	Basic Computer	9	176	81
16	Processing Vegetable And Fruit	8	160	128
17	Motor Repairing	8	135	2
18	Water Networking	9	135	1
19	Automtive Service	8	125	4
20	Post Harvest	6	120	92
21	Beauty And Salon	6	120	119
22	Sewing	7	116	94
23	Computer Repair	6	106	47
24	Make Soybean Juice	4	100	64
25	Bakery And Cookery	6	90	73
26	Hair Dressing	6	90	90
27	Small Engine Repair	5	86	-
28	Technical Of Vegatable Growing On Water Tabe	4	80	61
29	Fruit Crops	4	80	56
30	Computer Access	5	64	47
31	Fish Farming	3	60	40
32	Agricultural Medicine Technique	3	60	18
33	Cricket Raising	1	40	10
34	Fruit Jam	1	40	36
35	Camposh Fertilizer	2	40	8
36	Chicken Raising	2	40	15
37	Natural Fertilizer	2	40	18
38	Make Cabbage	2	40	30
39	Organic Vegetable	2	40	13

No.	Course Name	Number of Course	Enrollment	
			Total	Female
40	Produce Chili Sauce	1	40	39
41	Sewing For Women	2	30	29
42	Security Camera	2	30	2
43	Computer Training	2	30	13
44	Plan Design	2	30	10
45	Computer Graphic Design	2	30	4
46	Barber	2	30	-
47	Frog Raising	1	20	11
48	Natural Poison Making	1	20	9
49	Motor Repair	1	20	-
50	Automotive Air. Conditoner Service	1	20	-
51	Rubber Plant	1	20	9
52	Computer Design	1	17	3
53	Veterinary	1	15	11
Whole Country		428	7,503	3,252

Appendix 2: CENTER BASE - Short Course Enrollment by Course Name, Whole Country

No.	Course Name	Number of Course	Enrollment	
			Total	Female
1	Connecting Electricity	41	686	138
2	Computer Service	21	345	208
3	Air-condition Repairing	19	304	43
4	Auto Repairing	12	195	7
5	Basic Computer	9	176	81
6	Masonry	10	165	38
7	Welding	9	150	54
8	Masonry	9	143	6
9	Water Networking	9	135	1
10	Wedding Outfitting	6	110	106
11	Computer Repair	6	106	47
12	Vegetable Growing	5	100	21
13	Bakery And Cookery	6	90	73
14	Food Processing	4	80	68
15	Domestic Refrigerate. Air.condltion Service	5	75	3
16	Computer Access	5	64	47
17	Processing Vegetable And Fruit	3	60	52
18	Automtive Service	4	60	4
19	Make Soybean Juice	2	60	47
20	Soap Making	3	60	40
21	Hair Dressing	4	60	60
22	Motor Repairing	3	50	2
23	Sewing	3	46	30
24	Fruit Crops	2	40	30
25	Natural Fertilizer	2	40	18
26	Produce Chili Sauce	1	40	39
27	Post Havest Technology	2	40	26
28	Cricket Raising	1	40	10
29	Security Camera	2	30	2
30	Plan Design	2	30	10
31	Sewing For Women	2	30	29
32	Computer Graphic Design	2	30	4
33	Motor Repair	1	20	-
34	Mushroom Growing	1	20	11
35	Post Harvest	1	20	19
36	Automtive Air. Conditoner Service	1	20	-
37	Small Engine Repair	1	15	-
38	Computer Training	1	15	8
Whole Country		220	3,750	1,382

Appendix 3: ENTERPRISE BASE - Short Course Enrollment by Course Name, Whole Country

No.	Course Name	Number of Course	Enrollment	
			Total	Female
1	Welding	14	209	2
2	Beauty And Salon	6	120	119
3	Connecting Electricity	7	110	5
4	Domestic Refrigerate. Air.condltion Service	6	102	4
5	Wedding Outfitting	5	100	100
6	Masonry	6	94	29
7	Small Engine Repair	4	71	-
8	Motor Repairing	3	55	-
9	Air-condition Repairing	3	45	-
10	Automtive Service	2	35	-
11	Soap Making	2	27	26
12	Sewing	1	20	15
13	Barber	1	15	-
Whole Country		60	1,003	300

Appendix 4: COMMUNITY BASE - Short Course Enrollment by Course Name, Whole Country

No.	Course Name	Number of Course	Enrollment	
			Total	Female
1	Food Processing	17	335	276
2	Mushroom Growing	15	300	174
3	Connecting Electricity	19	281	62
4	Vegetable Growing	13	260	140
5	Post Harvest Technology	13	260	173
6	Soap Making	6	120	101
7	Post Harvest	5	100	73
8	Processing Vegetable And Fruit	5	100	76
9	Computer Service	5	91	72
10	Technical Of Vegatable Growing On Water Tabe	4	80	61
11	Fish Farming	3	60	40
12	Agricultural Medicine Technique	3	60	18
13	Sewing	3	50	49
14	Air-condition Repairing	3	43	1
15	Masonary	3	42	-
16	Welding	3	41	-
17	Chicken Raising	2	40	15
18	Organic Vegetable	2	40	13
19	Fruit Jam	1	40	36
20	Make Cabbage	2	40	30
21	Camposh Fertilizer	2	40	8
22	Make Soybean Juice	2	40	17
23	Fruit Crops	2	40	26
24	Wedding Outfitting	2	35	31
25	Automtive Service	2	30	-
26	Hair Dressing	2	30	30
27	Motor Repairing	2	30	-
28	Natural Poison Making	1	20	9
29	Rubber Plant	1	20	9
30	Frog Raising	1	20	11
31	Computer Design	1	17	3
32	Veterinary	1	15	11
33	Computer Training	1	15	5
34	Barber	1	15	-
Whole Country		148	2,750	1,570

Appendix 5: Long Course Enrollment by Course Name, Whole Country

No.	Subject Name	Number of Course	Enrollment	
			Total	Female
1	Electricity	270	10,843	1,344
2	Civil Engineering	159	5,673	674
3	Information Technology	138	3,392	1,219
4	Accounting And Finance	57	2,983	2,691
5	Automobile	90	2,730	91
6	Indoor Electrical Installation And Wiring	67	1,485	388
7	Business Administration	37	1,429	649
8	Computer Service	50	1,334	825
9	Banking And Finance	33	991	671
10	Car Repair And Maintenance	46	974	62
11	Accounting	26	963	856
12	Electronic	33	936	281
13	English Language	45	866	469
14	Air Conditioning	40	806	164
15	Marketing	24	764	431
16	Architecture	22	686	330
17	Masonry	33	657	132
18	Maintenance Of Home Appliances	23	485	69
19	Mechanical	23	423	35
20	Connect By Electric	15	417	65
21	Computer Graphic Design	10	207	106
22	Car Electrical Repair & Maintenance	3	200	70
23	Cookery	9	184	86
24	Telecom	6	172	45
25	Tourism And Hospitality	11	145	111
26	Hair And Beauty Design	6	140	138
27	Agronomy Science	7	124	81
28	Retail Sale	6	123	97
29	Veterinary Science	12	91	30
30	Fruit And Vegetable Processing	2	86	73
31	Plumbing And Air Conditioning	4	80	-
32	Administration And Accounting	4	78	53
33	Automation Production Line	5	76	7
34	Administrative Services	5	72	43
35	Car Air Conditioner Repair & Maintenance	4	60	14
36	Metal	4	57	5
37	Welding	4	56	-
38	Motorcycle Maintenance And Repair	4	51	-
39	Graphic Design	2	50	23

40	Front Office	3	47	36
41	Wire Installation	2	46	11
42	Managing Human Resources	2	45	31
43	Maintenance Of The Building	3	42	12
44	Food And Beverage Service	4	42	29
45	Small Machine Repair And Maintenance	1	40	21
46	Managing The Retail Business	2	35	28
47	Optic	3	33	16
48	Garage Management Services	2	32	10
49	Cad/cam	1	25	3
50	Movies	1	23	9
51	Industrial Facilities	2	22	5
52	Mechatronics	1	21	9
53	Survey And Engineering	2	18	2
54	Trim And Color Correction	2	16	5
55	Image And Light	2	14	2
56	Housekeeping And Laundry	3	13	7
57	Finished Wood Installation	2	9	-
Whole Country		1,377	41,412	12,664

Appendix 6: CERTIFICATE LEVEL 1 - Enrollment by Course Name, Whole Country

No.	Subject Name	Number of Course	Enrollment	
			Total	Female
1	Computer Service	25	909	547
2	Indoor Electrical Installation And Wiring	30	857	212
3	Car Repair And Maintenance	18	501	29
4	Masonry	15	391	53
5	Maintenance Of Home Appliances	12	348	44
6	Automobile	13	326	8
7	Connect By Electric	7	304	63
8	Car Electrical Repair & Maintenance	2	180	65
9	Air Conditioning	7	178	75
10	Electricity	8	178	23
11	Information Technology	6	161	93
12	Computer Graphic Design	6	131	68
13	Electronic	2	111	62
14	Hair And Beauty Design	4	99	98
15	Fruit And Vegetable Processing	2	86	73
16	Civil Engineering	4	74	4
17	Cookery	3	66	41
18	Administrative Services	3	66	40
19	Retail Sale	2	53	39
20	Telecom	1	52	13
21	English Language	2	51	11
22	Graphic Design	2	50	23
23	Metal	2	41	4
24	Plumbing And Air Conditioning	2	41	0
25	Tourism And Hospitality	1	40	35
26	Small Machine Repair And Maintenance	1	40	21
27	Car Air Conditioner Repair & Maintenance	1	40	14
28	Welding	2	34	0
29	Accounting	1	27	20
30	Wire Installation	1	25	5
31	Motorcycle Maintenance And Repair	2	25	0
32	Food And Beverage Service	2	20	15
33	Garage Management Services	1	20	6
34	Mechanical	1	19	0
35	Automation Production Line	1	18	0
36	Front Office	1	17	14
37	Maintenance Of The Building	1	11	1
Whole Country		194	5,590	1,819

Appendix 7: CERTIFICATE LEVEL 2 - Enrollment by Course Name, Whole Country

No.	Subject Name	Number of Course	Enrollment	
			Total	Female
1	Indoor Electrical Installation And Wiring	18	382	112
2	Computer Service	14	282	187
3	Car Repair And Maintenance	11	226	22
4	Masonry	10	178	60
5	Electricity	8	149	42
6	Automobile	6	140	17
7	Maintenance Of Home Appliances	7	115	23
8	Air Conditioning	7	114	34
9	Connect By Electric	5	84	-
10	Civil Engineering	3	82	26
11	Information Technology	3	82	48
12	Computer Graphic Design	4	76	38
13	Telecom	1	54	16
14	Cookery	2	41	11
15	Administration And Accounting	2	40	27
16	Electronic	1	40	27
17	Retail Sale	2	35	29
18	Wire Installation	1	21	6
19	Car Electrical Repair & Maintenance	1	20	5
20	Plumbing And Air Conditioning	1	20	-
21	Welding	1	17	-
22	Hair And Beauty Design	1	16	15
23	Maintenance Of The Building	1	16	6
24	Front Office	1	15	11
25	Motorcycle Maintenance And Repair	1	14	-
26	Automation Production Line	1	12	-
27	Garage Management Services	1	12	4
28	Food And Beverage Service	1	11	7
29	Mechanical	1	8	-
30	Car Air Conditioner Repair & Maintenance	1	7	-
31	Finished Wood Installation	1	5	-
32	Administrative Services	1	3	3
33	Housekeeping And Laundry	1	3	1
Whole Country		120	2,320	777

Appendix 8: CERTIFICATE LEVEL 3 - Enrollment by Course Name, Whole Country

No.	Subject Name	Number of Course	Enrollment	
			Total	Female
1	Indoor Electrical Installation And Wiring	19	246	64
2	Computer Service	11	143	91
3	Car Repair And Maintenance	12	127	8
4	Electricity	8	118	12
5	Masonry	8	88	19
6	Automobile	5	80	1
7	Air Conditioning	4	57	20
8	Information Technology	3	54	25
9	Electronic	1	44	32
10	Cookery	2	41	11
11	Administration And Accounting	2	38	26
12	Telecom	1	37	9
13	Retail Sale	2	35	29
14	Connect By Electric	3	29	2
15	Automation Production Line	1	26	0
16	Civil Engineering	2	22	4
17	Maintenance Of Home Appliances	4	22	2
18	Plumbing And Air Conditioning	1	19	-
19	Mechanical	1	19	3
20	Maintenance Of The Building	1	15	5
21	Front Office	1	15	11
22	Car Air Conditioner Repair & Maintenance	2	13	-
23	Motorcycle Maintenance And Repair	1	12	0
24	Food And Beverage Service	1	11	7
25	Welding	1	5	0
26	Finished Wood Installation	1	4	-
27	Administrative Services	1	3	0
28	Housekeeping And Laundry	1	3	1
Whole Country		100	1,326	382

Appendix 9: ASSOCIATE - Enrollment by Course Name, Whole Country

No.	Subject Name	Number of Course	Enrollment	
			Total	Female
1	Electricity	86	3,946	517
2	Automobile	33	1,368	48
3	Civil Engineering	41	1,296	223
4	Information Technology	45	1,078	480
5	Air Conditioning	21	447	35
6	English Language	19	388	173
7	Accounting And Finance	13	340	304
8	Electronic	13	317	75
9	Banking And Finance	6	164	124
10	Business Administration	7	163	82
11	Car Repair And Maintenance	5	120	3
12	Marketing	4	109	60
13	Accounting	7	107	89
14	Mechanical	6	86	13
15	Veterinary Science	6	46	11
16	Managing Human Resources	2	45	31
17	Agronomy Science	3	42	31
18	Cookery	2	36	23
19	Managing The Retail Business	2	35	28
20	Optic	3	33	16
21	Cad/cam	1	25	3
22	Hair And Beauty Design	1	25	25
23	Industrial Facilities	2	22	5
24	Mechatronics	1	21	9
25	Automation Production Line	2	20	7
26	Survey And Engineering	2	18	2
27	Metal	2	16	1
28	Tourism And Hospitality	1	4	3
Whole Country		336	10,317	2,421

Appendix 10: BACHELOR - Enrollment by Course Name, Whole Country

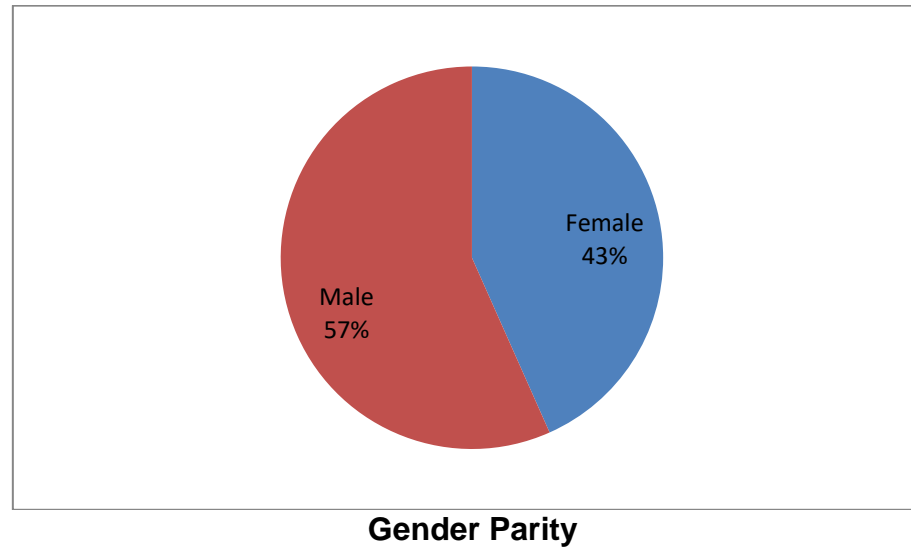
No.	Subject Name	Number of Course	Enrollment	
			Total	Female
1	Electricity	156	6,377	742
2	Civil Engineering	104	4,124	412
3	Accounting And Finance	44	2,643	2,387
4	Information Technology	81	2,017	573
5	Business Administration	26	994	511
6	Accounting	18	829	747
7	Banking And Finance	27	827	547
8	Automobile	33	816	17
9	Architecture	21	664	329
10	Marketing	20	655	371
11	English Language	24	427	285
12	Electronic	16	424	85
13	Mechanical	13	262	19
14	Tourism And Hospitality	9	101	73
15	Agronomy Science	4	82	50
16	Veterinary Science	6	45	19
17	Telecom	3	29	7
18	Movies	1	23	9
19	Trim And Color Correction	2	16	5
20	Image And Light	2	14	2
21	Air Conditioning	1	10	-
Whole Country		611	21,379	7,190

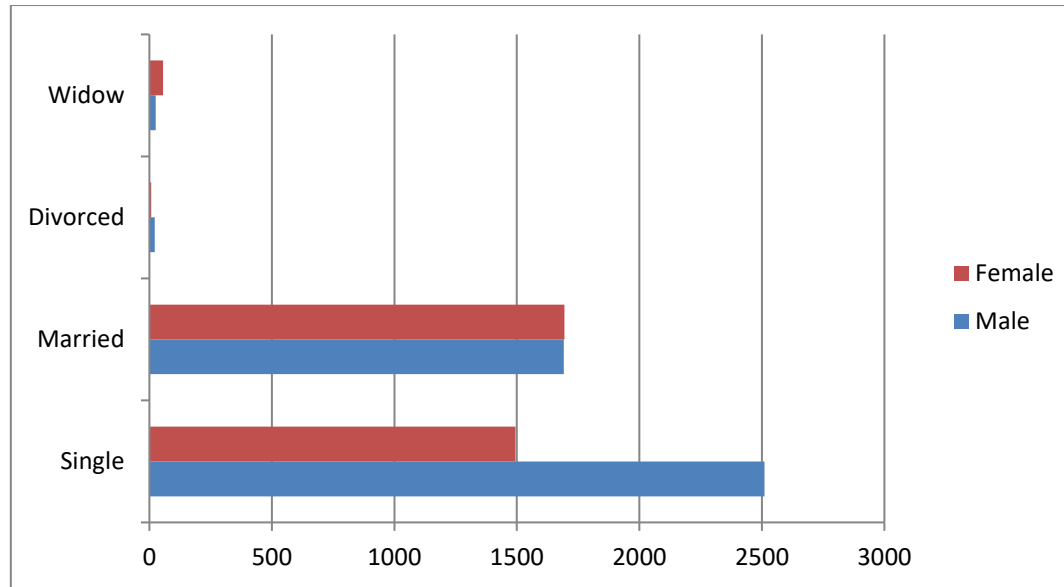
Appendix 11 - Short Course Student Overview

1% are orphans.

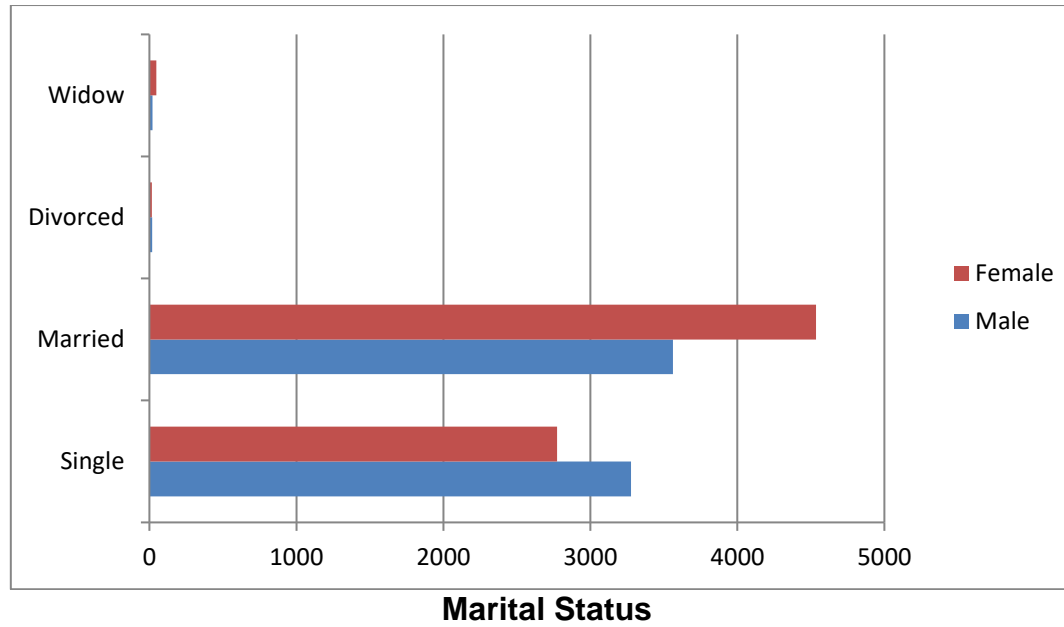
1% are disables.

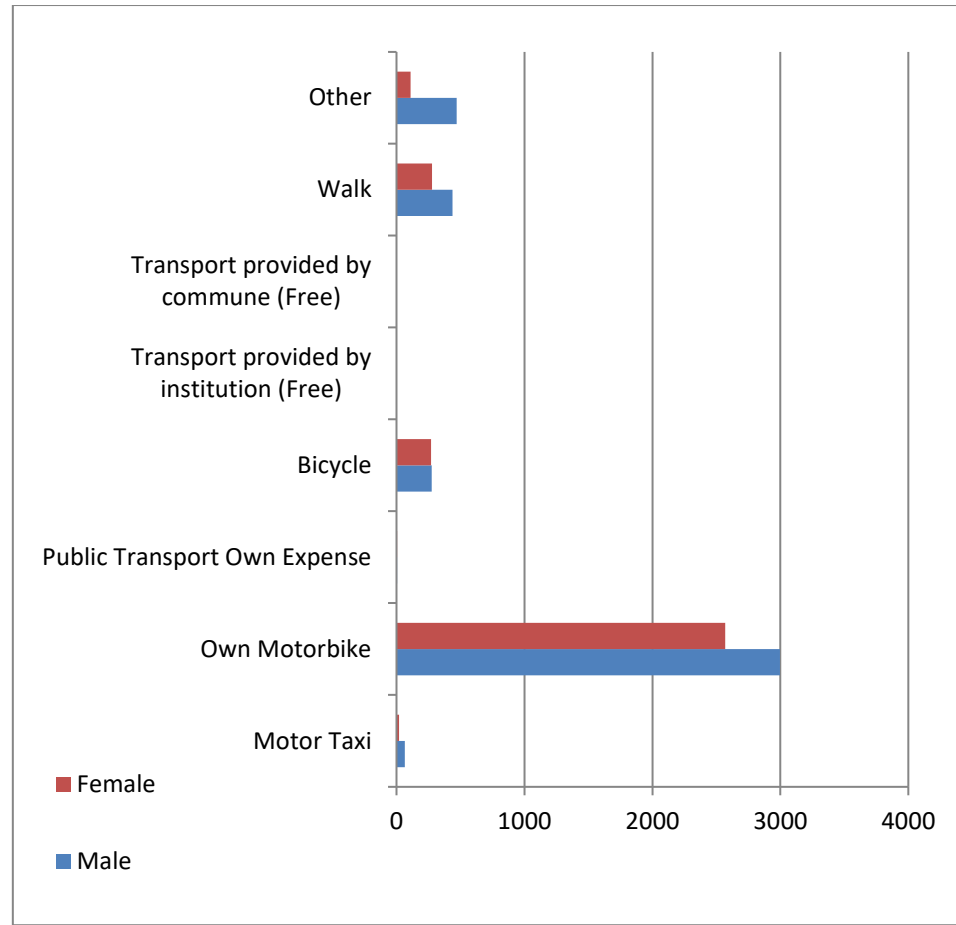
26% are ethnic minorities.



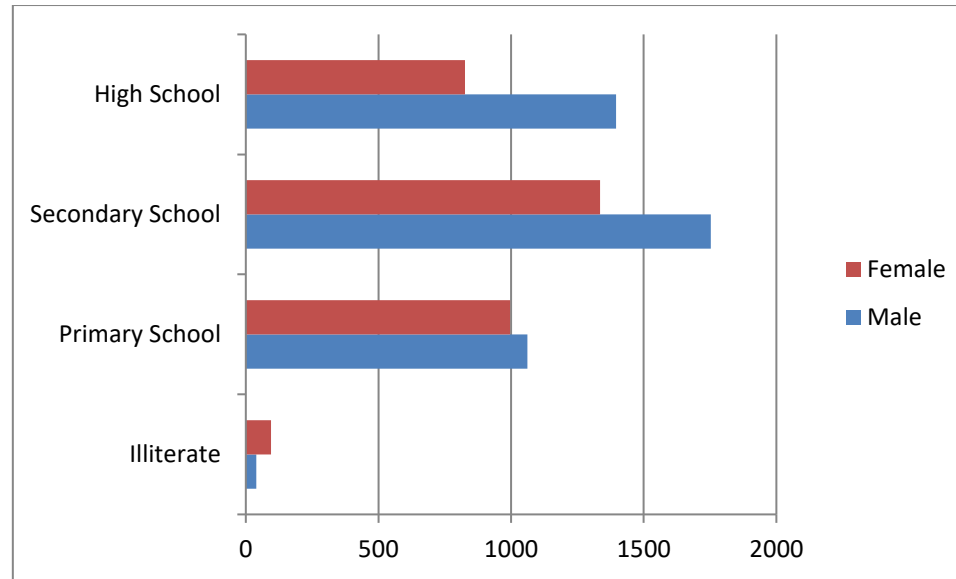


Age Range

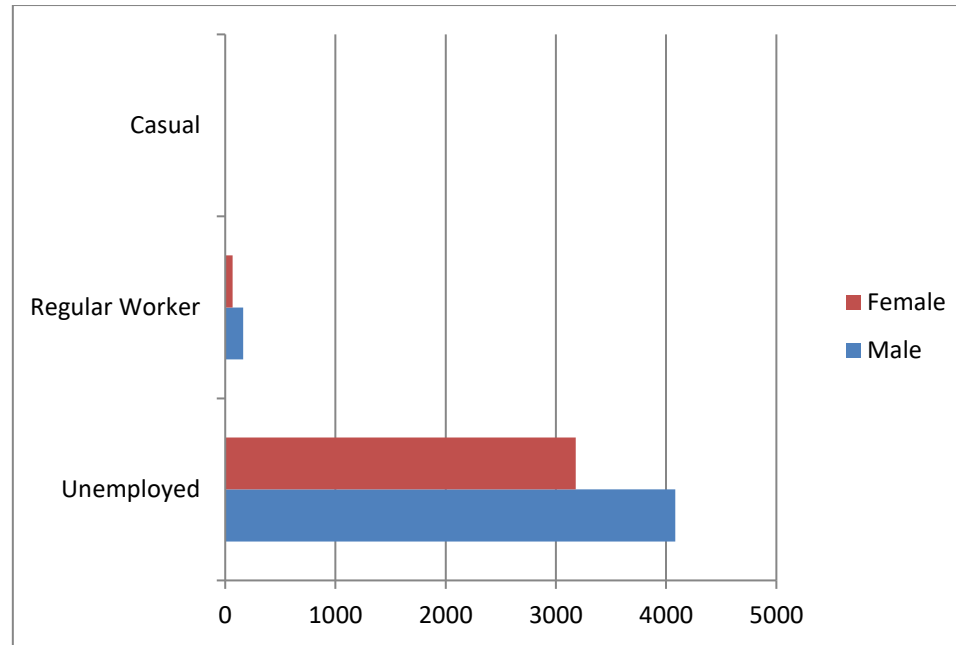




Transportation Method



General Education



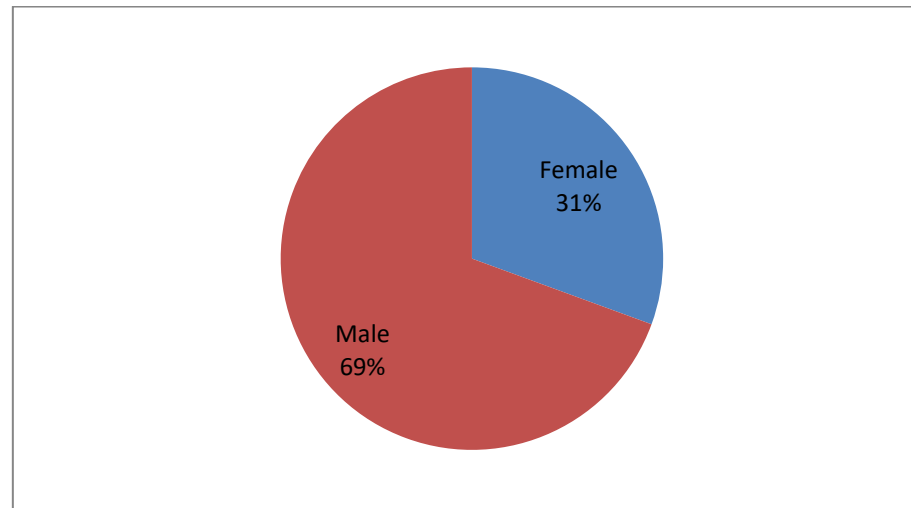
Employment Status

Appendix 12 - LONG Course Student Overview

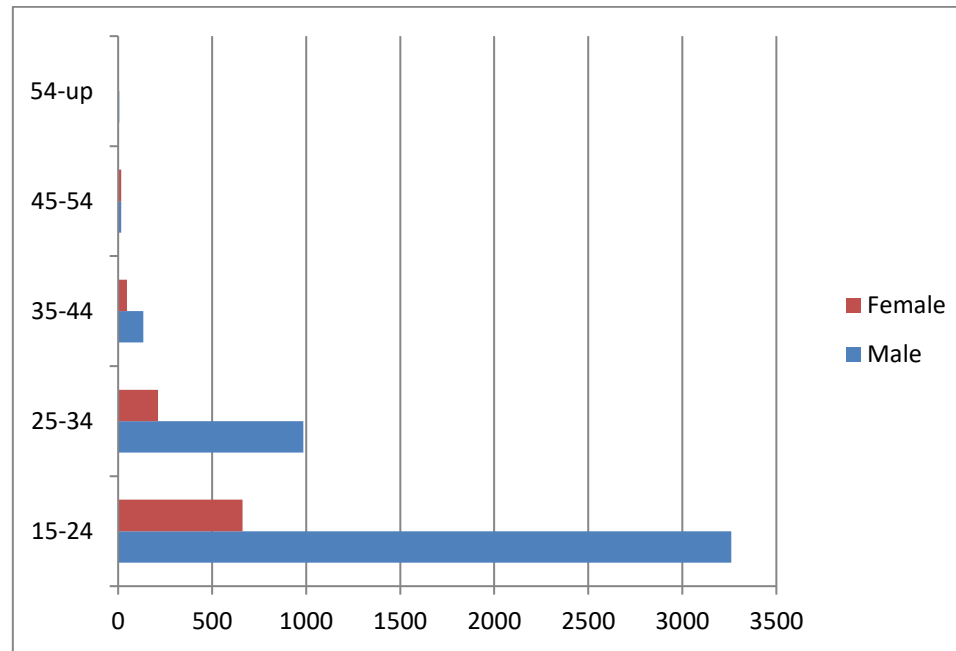
1% are orphans.

1% are disables.

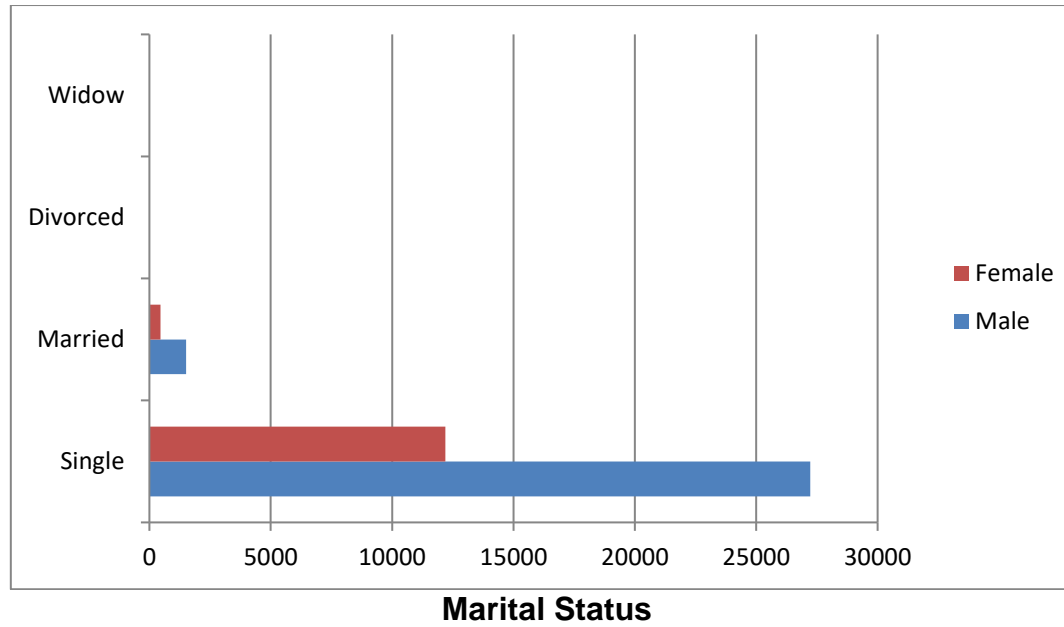
24% are ethnic minorities.

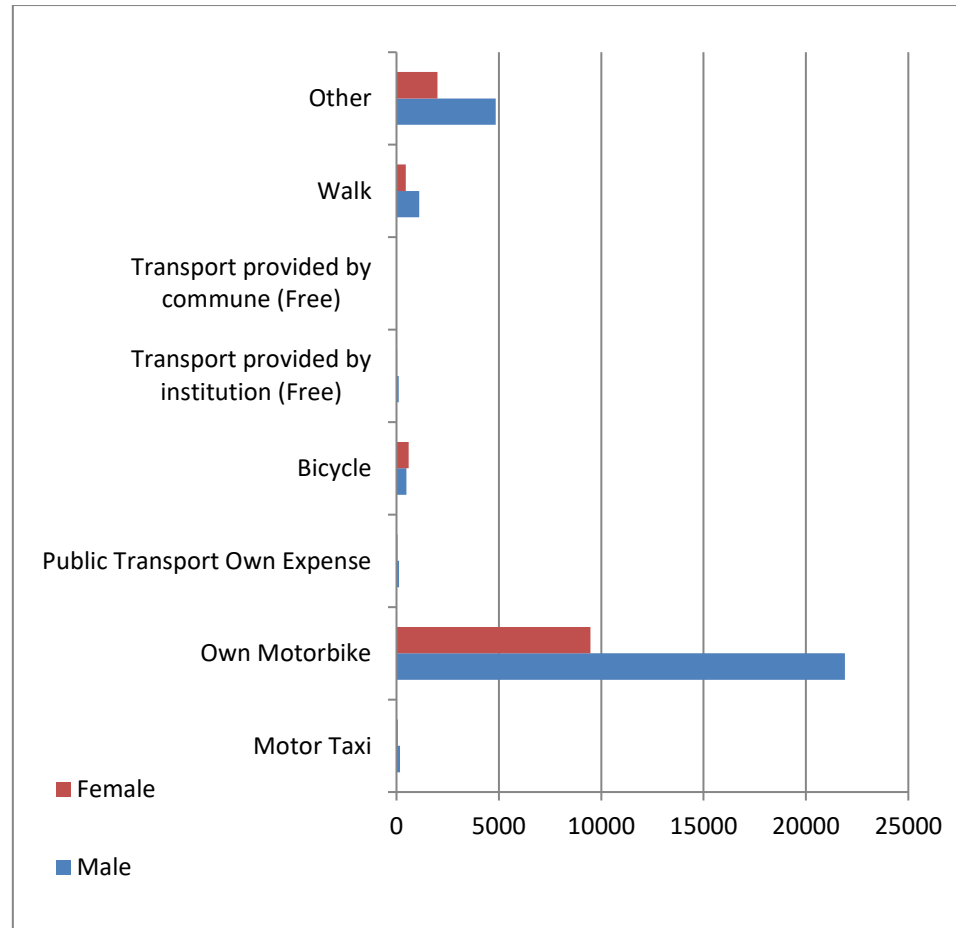


Gender Parity

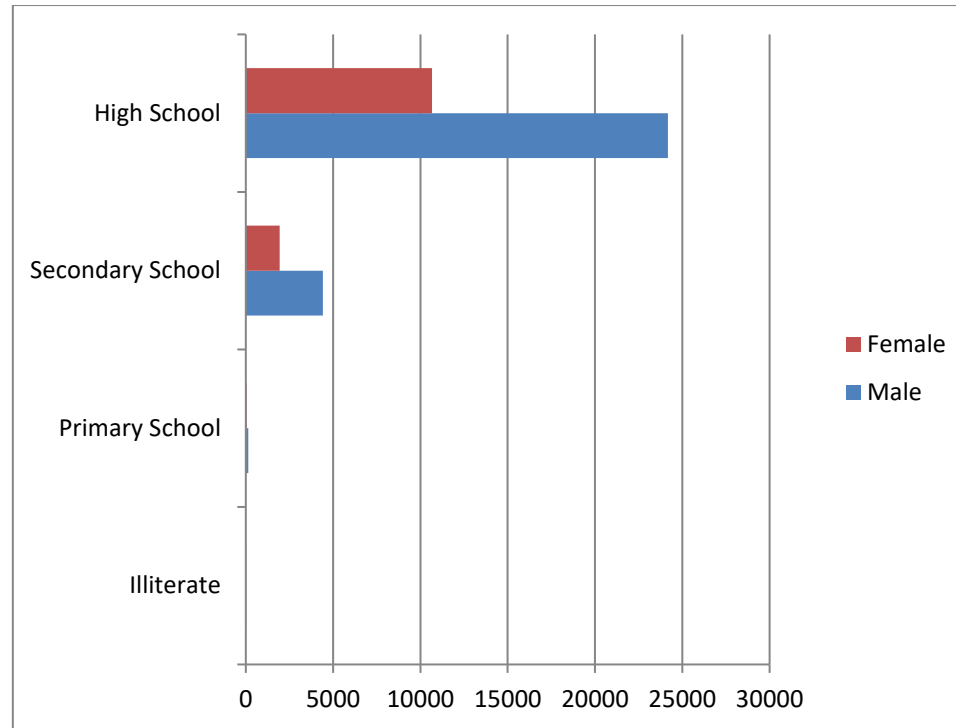


Age Range

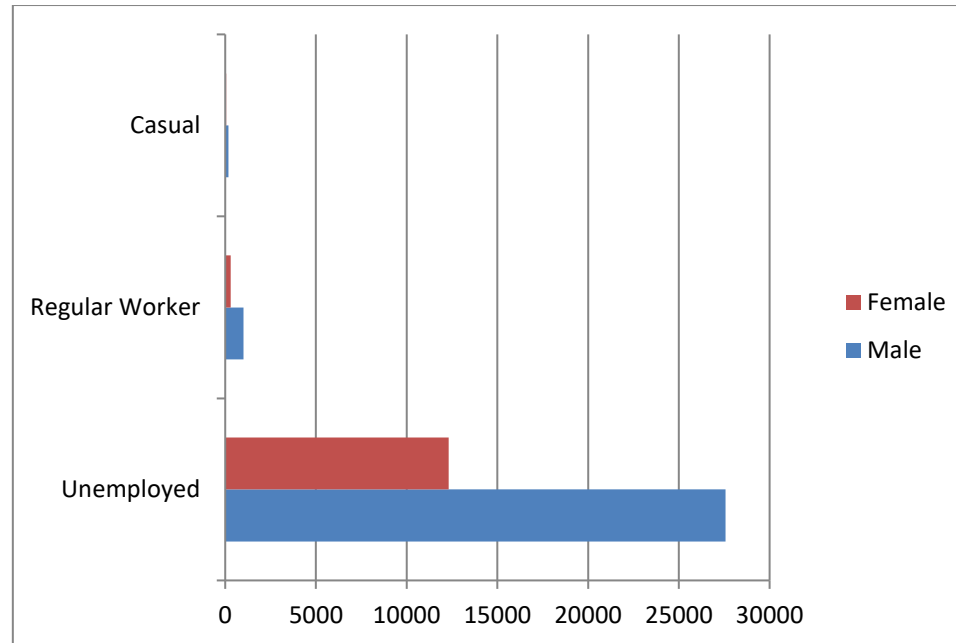




Transportation Method



General Education



Employment Status