



**KINGDOM OF CAMBODIA
NATION RELIGION KING**

MINISTRY OF LABOUR AND VOCATIONAL TRAINING

**TECHNICAL AND VOCATIONAL EDUCATION AND
TRAINING
STATISTICS**

ACADEMIC YEAR 2020 - 2021

TVETMIS Office, Department of Labour Market Information

Phnom Penh, April 2022

Definitions

Number of public training institutions: Total number of public TVET institutions under Ministry of Labour and Vocational Training.

Number of private training institutions: Total number of private TVET institutions registered with Ministry of Labour and Vocational Training.

Institution: TVET institution that offers training from short course up to Master level.

Regional Training Center (RCT): TVET institution that offers training from short course up to Master level.

Provincial Training Center (PTC)/ Vocational Training Center (VTC): TVET institution that offers training from short course up to Diploma level.

Enrollment: Number of trainees enrolled in a particular course.

Dropout: Number of trainees drop out from training course. When a trainee does not attend the course more than 50 percent of total training hours, he/she will be classified as dropout.

Employed after graduation: Number of trainees who have a job within 3 months or 6 months after graduation.

Teaching Staff: Number of staff whose main duty is teaching/training.

Non Teaching Staff: Number of staff whose main duty is not teaching/training such as director, deputy director, admin staff, driver etc.

Total Staff: Total number of staff both teaching and non-teaching.

Short Course: A program involving practical vocational training tasks (including workshops) and a limited number of classroom presentations until the competencies specified as learning outcomes for the program concerned have been achieved. For most learners beginning at entry level this would normally require less than one year of full time studies or equivalent (non-formal training).

C1: Technical and Vocational Certificate 1. A program involving practical technical and vocational training tasks (including workshops) and a limited number of classroom presentations until the competencies specified as learning outcomes for the program concerned have been achieved. For most learners beginning at level 1 this would normally require one year of full time studies or equivalent.

C2: Technical and Vocational Certificate 2. A program involving practical vocational training tasks (including workshops and laboratory activities) and some classroom presentations until the competencies specified as learning outcomes for the program concerned have been achieved. For most learners beginning after level 2 would normally require one year of full time studies or equivalent.

C3: Technical and Vocational Certificate 3. A program involving practical technical training (including workshops, laboratories and applied work and work experience) and classroom presentations until the competencies specified as learning outcomes for the program concerned have been achieved. For most learners beginning after level 3 this would normally require one year of full time work and study or equivalent. This work would be assessed as equivalent to 30 credit hours.

Diploma: A program involving study and practical technical training (including classroom presentations, workshops, laboratories and applied work and work experience) until the competencies specified as learning outcomes for the program concerned have been achieved. For students entering technical education after general secondary school two years of study and training or equivalent (at least 60 credit hours) would be required. This work would be assessed as equivalent to 30 credit hours beyond level 4.

Bachelor: A Bachelors Degree program in technology/engineer/business education/training is a systematic, research-based, coherent, introduction to knowledge, idea, principles, concept, research methods and to analytical and problem-solving techniques of a recognized major subject or subjects. A programme leading to this qualification usually involves major studies in which significant knowledge is available. Programme content is taken to significant depth and progressively developed to a high level, which provides a basis for post-graduate study and professional careers. An award requiring a minimum of 120 credit hours at post secondary levels, normally following four years of full time training and study or equivalent at post secondary levels.

Master: Masters degree of technology/business aimed at advanced professional expertise may involve a significant independent project applying learning gained to issues or problems in their field, together with advanced coursework. Masters degrees of technology/business in Technical and Vocational Education and Training is normally designed to extend the principal subject or subjects of the qualifying degree or may be build on relevant knowledge and skills derived from advanced occupational experience. A master's degree of technology/business education contains a significant element of supervised research, normally embodied in a thesis, dissertation or substantial research paper. The master's degree of technology/business education required a minimum of 24 credits for course work plus a thesis in a research degree program, or 39 credits for course work plus a significant project (45-57 credits). Masters degrees normally involve at least two years for full-time of advanced study following completion of a bachelor degree.

PhD: The Doctoral Degree required a minimum of 54 credit hours for advanced coursework plus a major thesis normally taken at least three years up to six years for full time academic years and eight years for part time or equivalent following a Masters degree. An alternative program structure with greater concentration on independent research is available in selected fields at some institutions involving a minimum of 12 credit hours and a more extensive thesis.

% Female: Percentage of female trainees in compare to total number of trainees.

$$\text{Formula: } \frac{\text{Female enrollment} \times 100}{\text{Total enrollment}}$$

Non-Formal: Refer to Short Course.

Formal: Refer to course from Certificate1 (CQF2) and above.

Graduation: Trainees who are successfully completed a training course and certified for that course.

Table of Contents

Definitions	i
Table of Contents	iii
Table 1 - Institutions, Students (MLVT Public Institutions and MLVT Registered Institutions)	1
Table 1.1 - Institutions, Short Course Students (MLVT Public Training Institutions and MLVT Registered Training Institutions)	2
Table 2 - Table 2 - Enrollment by Training Level (MLVT Public Institutions and MLVT Registered Institutions)	3
Table 3 A - Short Course Enrollment by Province (MLVT Public Institutions and MLVT Registered Institutions).....	4
Table 3 B - C1 Enrollment by Province (MLVT Public Institutions and MLVT Registered Institutions)	5
Table 3 C - C2 Enrollment by Province (MLVT Public Institutions and MLVT Registered Institutions)	6
Table 3 D - C3 Enrollment by Province (MLVT Public Institutions and MLVT Registered Institutions)	7
Table 3 E - High Diploma Enrollment by Province (MLVT Public Institutions and MLVT Registered Institutions)	8
Table 3 F - Bachelor Enrollment by Province (MLVT Public Institutions and MLVT Registered Institutions)	9
Table 3 G - Master Enrollment by Province (MLVT Public Institutions and MLVT Registered Institutions)	10
Table 4 A - MLVT Public Institutions, Students and Staff by Province	11
Table 5 B - MLVT Registered Training Institution Staff by Education and Pedagogical Training by Province	12
Table 6 A - MLVT Public Institution Non Teaching Staff by Functions by Province	13
Table 7 A - Non- Formal Student Age 15-19 by Province (MLVT Public Institutions and MLVT Registered Institutions)	14
Table 7 B - Non- Formal Student Age 20-24 by Province (MLVT Public Institutions and MLVT Registered Institutions)	15
Table 7 C - Non- Formal Student Age 25-29 by Province (MLVT Public Institutions and MLVT Registered Institutions)	16
Table 7 D - Non- Formal Student Age 30-34 by Province (MLVT Public Institutions and MLVT Registered Institutions)	17
Table 7 E - Non- Formal Student Age 35-39 by Province (MLVT Public Institutions and MLVT Registered Institutions)	18
Table 7 F - Non- Formal Student Age 40-44 by Province (MLVT Public Institutions and MLVT Registered Institutions).....	19
Table 7 G - Non- Formal Student Age 45-49 by Province (MLVT Public Institutions and MLVT Registered Institutions)	20
Table 7 H - Non- Formal Student Age 50-54 by Province (MLVT Public Institutions and MLVT Registered Institutions)	21
Table 7 I - Non- Formal Student Age 55-59 by Province (MLVT Public Institutions and MLVT Registered Institutions).....	22
Table 7 J - Non- Formal Student Age 60-64 by Province (MLVT Public Institutions and MLVT Registered Institutions)	23

Table 7 K - Non- Formal Student Age 65 above by Province (MLVT Public Institutions and MLVT Registered Institutions)	24
Table 8 A - Formal Student Age 15-19 by Province (MLVT Public Institutions and MLVT Registered Institutions)	25
Table 8 B - Formal Student Age 20-24 by Province (MLVT Public Institutions and MLVT Registered Institutions)	26
Table 8 C - Formal Student Age 25-29 by Province (MLVT Public Institutions and MLVT Registered Institutions)	27
Table 8 D - Formal Student Age 30-34 by Province (MLVT Public Institutions and MLVT Registered Institutions)	28
Table 8 E - Formal Student Age 35-39 by Province (MLVT Public Institutions and MLVT Registered Institutions)	29
Table 8 F - Formal Student Age 40-44 by Province (MLVT Public Institutions and MLVT Registered Institutions)	30
Table 8 G - Formal Student Age 45-49 by Province (MLVT Public Institutions and MLVT Registered Institutions).....	31
Table 8 H - Formal Student Age 50-54 by Province (MLVT Public Institutions and MLVT Registered Institutions).....	32
Table 8 I - Formal Student Age 55-59 by Province (MLVT Public Institutions and MLVT Registered Institutions)	33
Table 8 J - Formal Student Age 60-64 by Province (MLVT Public Institutions and MLVT Registered Institutions).....	34
Table 8 K- Formal Student Age 65-Up by Province (MLVT Public Institutions and MLVT Registered Institutions)	35
Table 9 - Students and Staff by MLVT Training Institution.....	36
Table 10 A - Short Course Enrollment by Institution.....	38
Table 10 B - C1 Enrollment by Institution.....	40
Table 10 C - C2 Enrollment by Institution.....	42
Table 10 D - C3 Enrollment by Institution.....	44
Table 10 E - Higher Diploma Enrollment by Institution	46
Table 10 F - Bachelor Enrollment by Institution.....	48
Table 10 G - Master Enrollment by Institution	50
Table 10 H - PhD Enrollment by Institution	52
Table 11 A - Non- Formal Student Age 15-19 by Institution	54
Table 11 B - Non- Formal Student Age 20-24 by Institution	56
Table 11 C - Non- Formal Student Age 25-29 by Institution	58
Table 11 D - Non- Formal Student Age 30-34 by Institution	60
Table 11 E - Non- Formal Student Age 35-39 by Institution	62
Table 11 F - Non- Formal Student Age 40-44 by Institution.....	64
Table 11 G - Non- Formal Student Age 45-49 by Institution.....	66

Table 11 H - Non- Formal Student Age 50-54 by Institution	68
Table 11 I - Non- Formal Student Age 55-59 by Institution.....	70
Table 11 J - Non- Formal Student Age 60-64 by Institution.....	72
Table 11 K - Non- Formal Student Age 65-up by Institution	74
Table 12 A - Formal Student Age 15-19 by Institution	76
Table 12 B - Formal Student Age 20-24 by Institution	78
Table 12 C - Formal Student Age 25-29 by Institution.....	80
Table 12 D - Formal Student Age 30-34 by Institution.....	82
Table 12 E - Formal Student Age 35-39 by Institution.....	84
Table 12 F - Formal Student Age 40-44 by Institution	86
Table 12 G - Formal Student Age 45-49 by Institution.....	88
Table 12 H - Formal Student Age 50-54 by Institution.....	90
Table 12 I - Formal Student Age 55-59 by Institution	92
Table 12 J - Formal Student Age 60-64 by Institution.....	94
Table 12 K - Formal Student Age 65-UP by Institution	96
Appendix 1: Short Course Enrollment by Course Name, Whole Country	99
Appendix 2: CENTER BASE - Short Course Enrollment by Course Name, Whole Country	102
Appendix 3: ENTERPRISE BASE - Short Course Enrollment by Course Name, Whole Country	104
Appendix 4: COMMUNITY BASE - Short Course Enrollment by Course Name, Whole Country	105
Appendix 5: Long Course Enrollment by Course Name, Whole Country	107
Appendix 6: CERTIFICATE LEVEL 1 - Enrollment by Course Name, Whole Country	109
Appendix 7: CERTIFICATE LEVEL 2 - Enrollment by Course Name, Whole Country	111
Appendix 8: CERTIFICATE LEVEL 3 - Enrollment by Course Name, Whole Country	112
Appendix 9: ASSOCIATE - Enrollment by Course Name, Whole Country.....	113
Appendix 10: BACHELOR - Enrollment by Course Name, Whole Country.....	114
Appendix 11 - Short Course Student Overview	115
Appendix 12 - LONG Course Student Overview	119

Table 1 - Institutions, Students (MLVT Public Training Institutions and MLVT Registered Training Institutions)

<i>Particular</i>	<i>Number of institutions</i>	<i>Enrollment</i>		<i>Drop Out</i>		<i>Promotion</i>		<i>Graduation</i>	
		<i>Total</i>	<i>Female</i>	<i>Total</i>	<i>Female</i>	<i>Total</i>	<i>Female</i>	<i>Total</i>	<i>Female</i>
Whole country	60	72,412	29,310	4,045	1,224	19,564	6,804	48,803	21,282
By institution category									
Public									
Institute	16	42476	14233	2695	644	16297	5285	23484	8304
PTC / VTC	22	18592	9486	1339	576	1182	526	16071	8384
NGO & Private									
Institute	22	11,344	5,591	11	4	2,085	993	9,248	4,594
PTC / VTC	-								
By location									
Phnom Penh	30	38,399	13,638	1,500	275	14,775	4,670	22,124	8,693
Provinces	30	34,013	15,672	2,545	949	4,789	2,134	26,679	12,589

Table 1.1 - Institutions, Short Course Students(MLVT Public Training Institutions and MLVT Registered Training Institutions)

<i>Particular</i>	<i>Number of institutions</i>	<i>Enrollment</i>		<i>Drop Out</i>		<i>Graduation</i>	
		<i>Total</i>	<i>Female</i>	<i>Total</i>	<i>Female</i>	<i>Total</i>	<i>Female</i>
Whole country	60	25,187	12,851	-	-	25,187	12,851
By institution category							
Public							
Institute	16	6268	2533	-	-	6268	2533
PTC / VTC	22	11199	6314	-	-	11199	6314
NGO & Private							
Institute	22	7,720	4,004	-	-	7,720	4,004
PTC / VTC							
By location							
Phnom Penh	30	8,640	4,285	0	0	8,640	4,285
Provinces	30	16,547	8,566	0	0	16,547	8,566

Table 2 - Enrollment by Training Level (MLVT Public Training Institutions and MLVT Registered Training Institutions)

<i>Particular</i>	<i>Number of institutions</i>	<i>Short Course</i>		<i>C1</i>		<i>C2</i>		<i>C3</i>		<i>Higher Diploma</i>		<i>Bachelor</i>		<i>Master</i>		<i>PhD</i>	
		<i>Total</i>	<i>Female</i>	<i>Total</i>	<i>Female</i>	<i>Total</i>	<i>Female</i>	<i>Total</i>	<i>Female</i>	<i>Total</i>	<i>Female</i>	<i>Total</i>	<i>Female</i>	<i>Total</i>	<i>Female</i>	<i>Total</i>	<i>Female</i>
Whole country	60	25,187	12,851	12,847	5,733	2,143	703	684	164	10,252	2,407	20,784	7,323	515	129	0	0
By institution category																	
Public																	
Institute	16	6,268	2,533	8,186	3,647	1,083	282	390	63	7,925	1,465	18,355	6,093	269	50	0	0
PTC / VTC	22	11,199	6,314	4,103	1,884	685	245	274	96	1,562	672	769	375	0	0	0	0
NGO & Private																	
Institute	22	7,720	4,004	558	202	375	176	20	5	765	270	1,660	855	246	79	0	0
PTC / VTC																	
By location																	
Phnom Penh	30	8,640	4,285	5,561	2565	770	238	170	17	5,965	1,114	16,778	5,290	515	129	0	0
Provinces	30	16,547	8,566	7,286	3,168	1,373	465	514	147	4,287	1,293	4,006	2,033	0	0	0	0

Table 3 A - Short Course Enrollment by Province (MLVT Public Training Institutions and MLVT Registered Training Institutions)

Province	Number of institutions		Enrollment						Drop Out						Graduation					
			Grand Total		Public		Private		Grand Total		Public		Private		Grand Total		Public		Private	
	Public	Private	Total	Female	Total	Female	Total	Female	Total	Female	Total	Female	Total	Female	Total	Female	Total	Female	Total	Female
Banteay Meanchey	1	-	1,244	1,071	1,244	1,071	-	-	-	-	-	-	-	-	1,244	1,071	1,244	1,071	-	-
Battambang	3	-	2,863	1,299	2,863	1,299	-	-	-	-	-	-	-	-	2,863	1,299	2,863	1,299	-	-
Kampong Cham	1	-	325	154	325	154	-	-	-	-	-	-	-	-	325	154	325	154	-	-
Kampong Chhnang	1	-	647	343	647	343	-	-	-	-	-	-	-	-	647	343	647	343	-	-
Kampong Speu	1	-	175	41	175	41	-	-	-	-	-	-	-	-	175	41	175	41	-	-
Kampong Thom	1	-	533	350	533	350	-	-	-	-	-	-	-	-	533	350	533	350	-	-
Kampot	2	-	820	311	820	311	-	-	-	-	-	-	-	-	820	311	820	311	-	-
Kandal	1	-	1,585	613	1,585	613	-	-	-	-	-	-	-	-	1,585	613	1,585	613	-	-
Kep	1	-	820	542	820	542	-	-	-	-	-	-	-	-	820	542	820	542	-	-
Koh Kong	1	-	465	173	465	173	-	-	-	-	-	-	-	-	465	173	465	173	-	-
Kratie	1	-	655	279	655	279	-	-	-	-	-	-	-	-	655	279	655	279	-	-
Mondul Kiri	1	-	175	115	175	115	-	-	-	-	-	-	-	-	175	115	175	115	-	-
Otdar Meanchey	1	-	430	412	430	412	-	-	-	-	-	-	-	-	430	412	430	412	-	-
Pailin	1	-	705	545	705	545	-	-	-	-	-	-	-	-	705	545	705	545	-	-
Phnom Penh	8	22	8,640	4,285	920	281	7,720	4,004	-	-	-	-	-	-	8,640	4,285	920	281	7,720	4,004
Preah Sihanouk	2	-	835	217	835	217	-	-	-	-	-	-	-	-	835	217	835	217	-	-
Preah Vihear	2	-	555	351	555	351	-	-	-	-	-	-	-	-	555	351	555	351	-	-
Prey Veng	1	-	900	438	900	438	-	-	-	-	-	-	-	-	900	438	900	438	-	-
Pursat	1	-	805	326	805	326	-	-	-	-	-	-	-	-	805	326	805	326	-	-
Ratanak Kiri	1	-	274	65	274	65	-	-	-	-	-	-	-	-	274	65	274	65	-	-
Siem Reap	2	-	460	250	460	250	-	-	-	-	-	-	-	-	460	250	460	250	-	-
Stung Treng	1	-	206	114	206	114	-	-	-	-	-	-	-	-	206	114	206	114	-	-
Svay Rieng	1	-	370	175	370	175	-	-	-	-	-	-	-	-	370	175	370	175	-	-
Takeo	1	-	-	-	-	-	-	-	-	-	-	-	-	-	-	-	-	-	-	-
Tbong Khmum	1	-	700	382	700	382	-	-	-	-	-	-	-	-	700	382	700	382	-	-
Whole Country	60	-	25,187	12,851	17,467	8,847	7,720	4,004	-	-	-	-	-	-	25,187	12,851	17,467	8,847	7,720	4,004

Table 3 B - C1 Enrollment by Province (MLVT Public Institutions and MLVT Registered Institutions)

Province	Number of institutions		Enrollment						Drop Out						Graduation					
			Grand Total		Public		Private		Grand Total		Public		Private		Grand Total		Public		Private	
	Public	Private	Total	Female	Total	Female	Total	Female	Total	Female	Total	Female	Total	Female	Total	Female	Total	Female	Total	Female
Banteay Meanchey	1	-	218	62	218	62	-	-	95	23	95	23	-	-	123	39	123	39	-	-
Battambang	3	-	673	270	673	270	-	-	174	97	174	97	-	-	499	173	499	173	-	-
Kampong Cham	1	-	365	266	365	266	-	-	-	-	-	-	-	-	365	266	365	266	-	-
Kampong Chhnang	1	-	705	301	705	301	-	-	70	20	70	20	-	-	635	281	635	281	-	-
Kampong Speu	1	-	118	45	118	45	-	-	53	15	53	15	-	-	65	30	65	30	-	-
Kampong Thom	1	-	53	24	53	24	-	-	-	-	-	-	-	-	53	24	53	24	-	-
Kampot	2	-	149	68	149	68	-	-	12	9	12	9	-	-	137	59	137	59	-	-
Kandal	1	-	793	237	793	237	-	-	41	7	41	7	-	-	752	230	752	230	-	-
Kep	1	-	151	94	151	94	-	-	113	67	113	67	-	-	38	27	38	27	-	-
Koh Kong	1	-	227	101	227	101	-	-	31	19	31	19	-	-	196	82	196	82	-	-
Kratie	1	-	85	31	85	31	-	-	-	-	-	-	-	-	85	31	85	31	-	-
Mondul Kiri	1	-	63	41	63	41	-	-	-	-	-	-	-	-	63	41	63	41	-	-
Otdar Meanchey	1	-	54	26	54	26	-	-	-	-	-	-	-	-	54	26	54	26	-	-
Pailin	1	-	176	105	176	105	-	-	51	30	51	30	-	-	125	75	125	75	-	-
Phnom Penh	8	22	5,561	2,565	5,003	2,363	558	202	492	122	492	122	-	-	5,069	2,443	4,511	2,241	558	202
Preah Sihanouk	2	-	1,116	576	1,116	576	-	-	86	34	86	34	-	-	1,030	542	1,030	542	-	-
Preah Vihear	2	-	132	37	132	37	-	-	40	14	40	14	-	-	92	23	92	23	-	-
Prey Veng	1	-	217	120	217	120	-	-	116	65	116	65	-	-	101	55	101	55	-	-
Pursat	1	-	475	165	475	165	-	-	-	-	-	-	-	-	475	165	475	165	-	-
Ratanak Kiri	1	-	116	62	116	62	-	-	-	-	-	-	-	-	116	62	116	62	-	-
Siem Reap	2	-	473	193	473	193	-	-	-	-	-	-	-	-	473	193	473	193	-	-
Stung Treng	1	-	42	25	42	25	-	-	-	-	-	-	-	-	42	25	42	25	-	-
Svay Rieng	1	-	507	187	507	187	-	-	120	40	120	40	-	-	387	147	387	147	-	-
Takeo	1	-	265	90	265	90	-	-	17	7	17	7	-	-	248	83	248	83	-	-
Tbong Khmum	1	-	113	42	113	42	-	-	104	38	104	38	-	-	9	4	9	4	-	-
Whole Country	38	22	12,847	5,733	12,289	5,531	558	202	1,615	607	1,615	607	-	-	11,232	5,126	10,674	4,924	558	202

Table 3 C - C2 Enrollment by Province (MLVT Public Institutions and MLVT Registered Institutions)

Province	Number of institutions		Enrollment						Drop Out						Graduation					
			Grand Total		Public		Private		Grand Total		Public		Private		Grand Total		Public		Private	
	Public	Private	Total	Female	Total	Female	Total	Female	Total	Female	Total	Female	Total	Female	Total	Female	Total	Female	Private	Female
Banteay Meanchey	1	-	53	7	53	7	-	-	-	-	-	-	-	-	53	7	53	7	-	-
Battambang	3	-	280	64	280	64	-	-	49	3	49	3	-	-	231	61	231	61	-	-
Kampong Cham	1	-	40	22	40	22	-	-	-	-	-	-	-	-	40	22	40	22	-	-
Kampong Chhnang	1	-	35	11	35	11	-	-	23	7	23	7	-	-	12	4	12	4	-	-
Kampong Speu	1	-	69	22	69	22	-	-	14	6	14	6	-	-	55	16	55	16	-	-
Kampong Thom	1	-	22	2	22	2	-	-	-	-	-	-	-	-	22	2	22	2	-	-
Kampot	2	-	125	63	125	63	-	-	4	2	4	2	-	-	121	61	121	61	-	-
Kandal	1	-	29	-	29	-	-	-	-	-	-	-	-	-	29	-	29	-	-	-
Kep	1	-	76	34	76	34	-	-	27	16	27	16	-	-	49	18	49	18	-	-
Koh Kong	1	-	210	91	210	91	-	-	13	7	13	7	-	-	197	84	197	84	-	-
Kratie	1	-	41	23	41	23	-	-	-	-	-	-	-	-	41	23	41	23	-	-
Mondul Kiri	1	-	9	7	9	7	-	-	-	-	-	-	-	-	9	7	9	7	-	-
Otdar Meanchey	1	-	-	-	-	-	-	-	-	-	-	-	-	-	-	-	-	-	-	-
Pailin	1	-	32	16	32	16	-	-	2	-	2	-	-	-	30	16	30	16	-	-
Phnom Penh	8	22	770	238	395	62	375	176	34	2	34	2	-	-	736	236	361	60	375	176
Preah Sihanouk	2	-	46	17	46	17	-	-	3	-	3	-	-	-	43	17	43	17	-	-
Preah Vihear	2	-	21	2	21	2	-	-	2	-	2	-	-	-	19	2	19	2	-	-
Prey Veng	1	-	24	2	24	2	-	-	4	1	4	1	-	-	20	1	20	1	-	-
Pursat	1	-	-	-	-	-	-	-	-	-	-	-	-	-	-	-	-	-	-	-
Ratanak Kiri	1	-	-	-	-	-	-	-	-	-	-	-	-	-	-	-	-	-	-	-
Siem Reap	2	-	62	7	62	7	-	-	-	-	-	-	-	-	62	7	62	7	-	-
Stung Treng	1	-	-	-	-	-	-	-	-	-	-	-	-	-	-	-	-	-	-	-
Svay Rieng	1	-	37	-	37	-	-	-	30	-	30	-	-	-	7	-	7	-	-	-
Takeo	1	-	138	69	138	69	-	-	-	-	-	-	-	-	138	69	138	69	-	-
Tbong Khmum	1	-	24	6	24	6	-	-	9	4	9	4	-	-	15	2	15	2	-	-
Whole Country	38	22	2,143	703	1,768	527	375	176	214	48	214	48	-	-	1,929	655	1,554	479	375	176

Table 3 D - C3 Enrollment by Province (MLVT Public Institutions and MLVT Registered Institutions)

Province	Number of institutions		Enrollment						Drop Out						Graduation					
			Grand Total		Public		Private		Grand Total		Public		Private		Grand Total		Public		Private	
	Public	Private	Total	Female	Total	Female	Total	Female	Total	Female	Total	Female	Total	Female	Total	Female	Total	Female	Private	Female
Banteay Meanchey	1	-	59	21	59	21	-	-	5	-	5	-	-	-	54	21	54	21	-	-
Battambang	3	-	155	27	155	27	-	-	12	2	12	2	-	-	143	25	143	25	-	-
Kampong Cham	1	-	11	6	11	6	-	-	-	-	-	-	-	-	11	6	11	6	-	-
Kampong Chhnang	1	-	3	-	3	-	-	-	1	-	1	-	-	-	2	-	2	-	-	-
Kampong Speu	1	-	29	5	29	5	-	-	2	-	2	-	-	-	27	5	27	5	-	-
Kampong Thom	1	-	4	1	4	1	-	-	-	-	-	-	-	-	4	1	4	1	-	-
Kampot	2	-	2	1	2	1	-	-	2	1	2	1	-	-	-	-	-	-	-	-
Kandal	1	-	22	11	22	11	-	-	2	1	2	1	-	-	20	10	20	10	-	-
Kep	1	-	-	-	-	-	-	-	-	-	-	-	-	-	-	-	-	-	-	-
Koh Kong	1	-	95	38	95	38	-	-	9	6	9	6	-	-	86	32	86	32	-	-
Kratie	1	-	11	2	11	2	-	-	-	-	-	-	-	-	11	2	11	2	-	-
Mondul Kiri	1	-	-	-	-	-	-	-	-	-	-	-	-	-	-	-	-	-	-	-
Otdar Meanchey	1	-	-	-	-	-	-	-	-	-	-	-	-	-	-	-	-	-	-	-
Pailin	1	-	-	-	-	-	-	-	-	-	-	-	-	-	-	-	-	-	-	-
Phnom Penh	8	22	170	17	150	12	20	5	15	2	15	2			155	15	135	10	20	5
Preah Sihanouk	2	-	38	20	38	20	-	-	1	1	1	1	-	-	37	19	37	19	-	-
Preah Vihear	2	-	-	-	-	-	-	-	-	-	-	-	-	-	-	-	-	-	-	-
Prey Veng	1	-	24	9	24	9	-	-	5	2	5	2	-	-	19	7	19	7	-	-
Pursat	1	-	16	3	16	3	-	-	-	-	-	-	-	-	16	3	16	3	-	-
Ratanak Kiri	1	-	-	-	-	-	-	-	-	-	-	-	-	-	-	-	-	-	-	-
Siem Reap	2	-	31	3	31	3	-	-	-	-	-	-	-	-	31	3	31	3	-	-
Stung Treng	1	-	-	-	-	-	-	-	-	-	-	-	-	-	-	-	-	-	-	-
Svay Rieng	1	-	14	-	14	-	-	-	4	-	4	-	-	-	10	-	10	-	-	-
Takeo	1	-	-	-	-	-	-	-	-	-	-	-	-	-	-	-	-	-	-	-
Tbong Khmum	1	-	-	-	-	-	-	-	-	-	-	-	-	-	-	-	-	-	-	-
Whole Country	38	22	684	164	664	159	20	5	58	15	58	15	-	-	626	149	606	144	20	5

Table 3 E - High Diploma Enrollment by Province (MLVT Public Institutions and MLVT Registered Institutions)

Province	Number of institutions		Enrollment						Drop Out						Graduation					
			Grand Total		Public		Private		Grand Total		Public		Private		Grand Total		Public		Private	
	Public	Private	Total	Female	Total	Female	Total	Female	Total	Female	Total	Female	Total	Female	Total	Female	Total	Female	Private	Female
Banteay Meanchey	1	-	94	26	94	26	-	-	-	-	-	-	-	-	2	2	2	2	-	-
Battambang	3	-	825	192	825	192	-	-	161	37	161	37	-	-	312	68	312	68	-	-
Kampong Cham	1	-	123	56	123	56	-	-	58	26	58	26	-	-	65	30	65	30	-	-
Kampong Chhnang	1	-	117	39	117	39	-	-	61	22	61	22	-	-	26	10	26	10	-	-
Kampong Speu	1	-	134	33	134	33	-	-	21	6	21	6	-	-	29	8	29	8	-	-
Kampong Thom	1	-	68	31	68	31	-	-	24	16	24	16	-	-	27	9	27	9	-	-
Kampot	2	-	295	31	295	31	-	-	1	-	1	-	-	-	164	22	164	22	-	-
Kandal	1	-	107	23	107	23	-	-	61	17	61	17	-	-	46	6	46	6	-	-
Kep	1	-	11	1	11	1	-	-	-	-	-	-	-	-	11	1	11	1	-	-
Koh Kong	1	-	274	142	274	142	-	-	2	2	2	2	-	-	122	68	122	68	-	-
Kratie	1	-	51	19	51	19	-	-	-	-	-	-	-	-	51	19	51	19	-	-
Mondul Kiri	1	-	39	20	39	20	-	-	-	-	-	-	-	-	39	20	39	20	-	-
Otdar Meanchey	1	-	-	-	-	-	-	-	-	-	-	-	-	-	-	-	-	-	-	-
Pailin	1	-	-	-	-	-	-	-	-	-	-	-	-	-	-	-	-	-	-	-
Phnom Penh	8	22	5,965	1,114	5,200	844	765	270	630	104	620	100	10	4	2,924	494	2,675	430	249	64
Preah Sihanouk	2	-	166	40	166	40	-	-	37	6	37	6	-	-	39	8	39	8	-	-
Preah Vihear	2	-	-	-	-	-	-	-	-	-	-	-	-	-	-	-	-	-	-	-
Prey Veng	1	-	40	26	40	26	-	-	22	13	22	13	-	-	18	13	18	13	-	-
Pursat	1	-	323	174	323	174	-	-	-	-	-	-	-	-	178	97	178	97	-	-
Ratanak Kiri	1	-	39	19	39	19	-	-	-	-	-	-	-	-	-	-	-	-	-	-
Siem Reap	2	-	944	210	944	210	-	-	206	40	206	40	-	-	421	116	421	116	-	-
Stung Treng	1	-	100	46	100	46	-	-	-	-	-	-	-	-	-	-	-	-	-	-
Svay Rieng	1	-	379	118	379	118	-	-	95	35	95	35	-	-	66	12	66	12	-	-
Takeo	1	-	116	30	116	30	-	-	4	1	4	1	-	-	44	5	44	5	-	-
Tbong Khmum	1	-	42	17	42	17	-	-	25	8	25	8	-	-	11	7	11	7	-	-
Whole Country	38	22	10,252	2,407	9,487	2,137	765	270	1,408	333	1,398	329	10	4	4,595	1,015	4,346	951	249	64

Table 3 F - Bachelor Enrollment by Province (MLVT Public Institutions and MLVT Registered Institutions)

Province	Number of institutions		Enrollment						Drop Out						Graduation					
			Grand Total		Public		Private		Grand Total		Public		Private		Grand Total		Public		Private	
	Public	Private	Total	Female	Total	Female	Total	Female	Total	Female	Total	Female	Total	Female	Total	Female	Total	Female	Private	Female
Banteay Meanchey	1	-	62	21	62	21	-	-	-	-	-	-	-	-	-	-	-	-	-	-
Battambang	3	-	973	353	973	353	-	-	42	10	42	10	-	-	270	57	270	57	-	-
Kampong Cham	1	-	167	72	167	72	-	-	150	69	150	69	-	-	17	3	17	3	-	-
Kampong Chhnang	1	-	-	-	-	-	-	-	-	-	-	-	-	-	-	-	-	-	-	-
Kampong Speu	1	-	-	-	-	-	-	-	-	-	-	-	-	-	-	-	-	-	-	-
Kampong Thom	1	-	275	157	275	157	-	-	83	49	83	49	-	-	-	-	-	-	-	-
Kampot	2	-	1,197	831	1,197	831	-	-	1	1	1	1	-	-	104	80	104	80	-	-
Kandal	1	-	-	-	-	-	-	-	-	-	-	-	-	-	-	-	-	-	-	-
Kep	1	-	-	-	-	-	-	-	-	-	-	-	-	-	-	-	-	-	-	-
Koh Kong	1	-	-	-	-	-	-	-	-	-	-	-	-	-	-	-	-	-	-	-
Kratie	1	-	-	-	-	-	-	-	-	-	-	-	-	-	-	-	-	-	-	-
Mondul Kiri	1	-	-	-	-	-	-	-	-	-	-	-	-	-	-	-	-	-	-	-
Otdar Meanchey	1	-	-	-	-	-	-	-	-	-	-	-	-	-	-	-	-	-	-	-
Pailin	1	-	-	-	-	-	-	-	-	-	-	-	-	-	-	-	-	-	-	-
Phnom Penh	8	22	16,778	5,290	15,118	4,435	1,660	855	326	45	325	45	1	-	4,483	1,195	4,206	1,064	277	131
Preah Sihanouk	2	-	418	170	418	170	-	-	35	8	35	8	-	-	46	13	46	13	-	-
Preah Vihear	2	-	-	-	-	-	-	-	-	-	-	-	-	-	-	-	-	-	-	-
Prey Veng	1	-	-	-	-	-	-	-	-	-	-	-	-	-	-	-	-	-	-	-
Pursat	1	-	265	125	265	125	-	-	-	-	-	-	-	-	-	-	-	-	-	-
Ratanak Kiri	1	-	-	-	-	-	-	-	-	-	-	-	-	-	-	-	-	-	-	-
Siem Reap	2	-	287	123	287	123	-	-	60	9	60	9	-	-	123	97	123	97	-	-
Stung Treng	1	-	-	-	-	-	-	-	-	-	-	-	-	-	-	-	-	-	-	-
Svay Rieng	1	-	94	21	94	21	-	-	1	-	1	-	-	-	20	1	20	1	-	-
Takeo	1	-	268	160	268	160	-	-	49	30	49	30	-	-	54	15	54	15	-	-
Tbong Khmum	1	-	-	-	-	-	-	-	-	-	-	-	-	-	-	-	-	-	-	-
Whole Country	38	22	20,784	7,323	19,124	6,468	1,660	855	747	221	746	221	1	-	5,117	1,461	4,840	1,330	277	131

Table 3 G - Master Enrollment by Province (MLVT Public Institutions and MLVT Registered Institutions)

Province	Number of institutions		Enrollment						Drop Out						Graduation					
			Grand Total		Public		Private		Grand Total		Public		Private		Grand Total		Public		Private	
	Public	Private	Total	Female	Total	Female	Total	Female	Total	Female	Total	Female	Total	Female	Total	Female	Total	Female	Private	Female
Banteay Meanchey	1	-	-	-	-	-	-	-	-	-	-	-	-	-	-	-	-	-	-	-
Battambang	3	-	-	-	-	-	-	-	-	-	-	-	-	-	-	-	-	-	-	-
Kampong Cham	1	-	-	-	-	-	-	-	-	-	-	-	-	-	-	-	-	-	-	-
Kampong Chhnang	1	-	-	-	-	-	-	-	-	-	-	-	-	-	-	-	-	-	-	-
Kampong Speu	1	-	-	-	-	-	-	-	-	-	-	-	-	-	-	-	-	-	-	-
Kampong Thom	1	-	-	-	-	-	-	-	-	-	-	-	-	-	-	-	-	-	-	-
Kampot	2	-	-	-	-	-	-	-	-	-	-	-	-	-	-	-	-	-	-	-
Kandal	1	-	-	-	-	-	-	-	-	-	-	-	-	-	-	-	-	-	-	-
Kep	1	-	-	-	-	-	-	-	-	-	-	-	-	-	-	-	-	-	-	-
Koh Kong	1	-	-	-	-	-	-	-	-	-	-	-	-	-	-	-	-	-	-	-
Kratie	1	-	-	-	-	-	-	-	-	-	-	-	-	-	-	-	-	-	-	-
Mondul Kiri	1	-	-	-	-	-	-	-	-	-	-	-	-	-	-	-	-	-	-	-
Otdar Meanchey	1	-	-	-	-	-	-	-	-	-	-	-	-	-	-	-	-	-	-	-
Pailin	1	-	-	-	-	-	-	-	-	-	-	-	-	-	-	-	-	-	-	-
Phnom Penh	8	22	515	129	269	50	246	79	3	-	3	-	-	-	117	25	68	13	49	12
Preah Sihanouk	2	-	-	-	-	-	-	-	-	-	-	-	-	-	-	-	-	-	-	-
Preah Vihear	2	-	-	-	-	-	-	-	-	-	-	-	-	-	-	-	-	-	-	-
Prey Veng	1	-	-	-	-	-	-	-	-	-	-	-	-	-	-	-	-	-	-	-
Pursat	1	-	-	-	-	-	-	-	-	-	-	-	-	-	-	-	-	-	-	-
Ratanak Kiri	1	-	-	-	-	-	-	-	-	-	-	-	-	-	-	-	-	-	-	-
Siem Reap	2	-	-	-	-	-	-	-	-	-	-	-	-	-	-	-	-	-	-	-
Stung Treng	1	-	-	-	-	-	-	-	-	-	-	-	-	-	-	-	-	-	-	-
Svay Rieng	1	-	-	-	-	-	-	-	-	-	-	-	-	-	-	-	-	-	-	-
Takeo	1	-	-	-	-	-	-	-	-	-	-	-	-	-	-	-	-	-	-	-
Tbong Khmum	1	-	-	-	-	-	-	-	-	-	-	-	-	-	-	-	-	-	-	-
Whole Country	38	22	515	129	269	50	246	79	3	-	3	-	-	-	117	25	68	13	49	12

Table 4 A - MLVT Public Training Institutions, Students and Staff by Province

Province	Number of institutions	Enrollment		Drop Out		Graduation		Teaching Staff		Non-teaching Staff		Total Staff	
		Total	Female	Total	Female	Total	Female	Total	Female	Total	Female	Total	Female
Banteay Meanchey	1	1,730	1,208	100	23	1,476	1,140	22	20	42	14	64	20
Battambang	3	5,769	2,205	438	149	4,318	1,683	210	89	91	32	301	89
Kampong Cham	1	1,031	576	208	95	823	481	102	76	53	23	155	76
Kampong Chhnang	1	1,507	694	155	49	1,322	638	103	29	15	2	118	29
Kampong Speu	1	525	146	90	27	351	100	204	58	66	8	270	58
Kampong Thom	1	955	565	107	65	639	386	43	16	25	4	68	16
Kampot	2	2,588	1,305	20	13	1,346	533	99	63	98	27	197	63
Kandal	1	2,536	884	104	25	2,432	859	19	53	158	43	177	53
Kep	1	1,058	671	140	83	918	588	21	7	14	3	35	7
Koh Kong	1	1,271	545	55	34	1,066	439	30	11	67	6	97	11
Kratie	1	843	354	-	-	843	354	73	10	12	2	85	10
Mondul Kiri	1	286	183	-	-	286	183	83	48	69	22	152	48
Otdar Meanchey	1	484	438	-	-	484	438	69	11	9	3	78	11
Pailin	1	913	666	53	30	860	636	23	8	10	3	33	8
Phnom Penh	30	38,399	13,638	1,500	275	22,124	8,693	323	248	707	186	1,030	248
Preah Sihanouk	2	2,619	1,040	162	49	2,030	816	105	31	79	14	184	31
Preah Vihear	2	708	390	42	14	666	376	209	76	85	13	294	76
Prey Veng	1	1,205	595	147	81	1,058	514	1	12	69	12	70	12
Pursat	1	1,884	793	-	-	1,474	591	237	40	43	7	280	40
Ratanak Kiri	1	429	146	-	-	390	127	42	34	88	24	130	34
Siem Reap	2	2,257	786	266	49	1,570	666	91	36	100	25	191	36
Stung Treng	1	348	185	-	-	248	139	39	19	15	6	54	19
Svay Rieng	1	1,401	501	250	75	860	335	79	18	20	3	99	18
Takeo	1	787	349	70	38	484	172	25	40	150	37	175	40
Tbong Khmum	1	879	447	138	50	735	395	139	64	50	14	189	64
Whole Country	60	72,412	29,310	4,045	1,224	48,803	21,282	2,391	1,117	2,135	533	4,526	1,117

Table 5 A - MLVT Registered Training Institution Staff by Education Qualification and Pedagogical Training by Province

Province	Grand Total	Teaching Staff Total	Teaching Staff									Non Teaching Staff Total	Non Teaching Staff									Teaching Staff with Pedagogy Training		
			Primary	L.Sec	U.Sec	Short	Cert.	Diploma	Bachelor	Master	PhD		Primary	L.Sec	U.Sec	Short	Cert.	Diploma	Bachelor	Master	PhD	NONE	Junior	Senior
Banteay Meanchey	64	22	0	0	1	12	0	0	8	1	0	42	0	0	3	14	0	0	23	2	0	11	3	8
Battambang	301	210	3	3	100	23	2	2	69	8	0	91	0	5	30	5	0	4	34	13	0	57	45	108
Kampong Cham	155	102	1	3	81	6	0	1	10	0	0	53	0	8	30	6	0	0	8	1	0	79	5	18
Kampong Chhnang	118	103	3	10	89	0	0	1	0	0	0	15	1	1	10	0	0	0	2	1	0	45	19	39
Kampong Speu	270	204	3	20	167	6	0	2	6	0	0	66	0	5	53	0	0	0	6	2	0	50	64	90
Kampong Thom	68	43	2	3	17	5	0	7	7	2	0	25	1	1	15	1	0	1	4	2	0	18	8	17
Kampot	197	99	4	14	48	12	0	3	17	1	0	98	0	1	81	0	0	4	9	3	0	55	8	36
Kandal	177	19	0	0	17	2	0	0	0	0	0	158	0	6	92	1	0	30	25	4	0	15	0	4
Kep	35	21	0	0	9	0	0	2	10	0	0	14	0	0	6	1	0	1	6	0	0	5	3	13
Koh Kong	97	30	1	0	26	1	0	1	1	0	0	67	0	1	34	4	0	4	24	0	0	15	7	8
Kratie	85	73	1	6	27	31	2	1	5	0	0	12	0	2	4	3	0	1	1	1	0	56	5	12
Mondul Kiri	152	83	14	33	21	7	4	2	2	0	0	69	10	12	26	5	0	1	15	0	0	72	3	8
Otdar Meanchey	78	69	0	0	1	39	0	13	16	0	0	9	0	0	1	1	0	1	6	0	0	56	4	9
Pailin	33	23	0	0	20	0	0	2	1	0	0	10	0	0	9	0	0	1	0	0	0	11	5	7
Phnom Penh	1,030	323	0	0	73	23	4	55	124	42	2	707	18	4	228	23	6	43	247	136	2	91	67	165
Preah Sihanouk	184	105	4	15	59	0	0	3	24	0	0	79	1	7	60	3	0	1	5	2	0	61	8	36
Preah Vihear	294	209	20	70	79	19	1	1	19	0	0	85	4	14	50	4	0	3	10	0	0	194	1	14
Prey Veng	70	1	0	0	0	0	0	0	1	0	0	69	3	8	37	0	1	2	16	2	0	0	0	1
Pursat	280	237	3	36	146	22	0	8	22	0	0	43	0	0	13	0	0	9	21	0	0	186	11	40
Ratanak Kiri	130	42	2	8	24	1	0	0	7	0	0	88	9	15	49	3	0	1	11	0	0	21	15	6
Siem Reap	191	91	10	17	17	12	0	4	28	3	0	100	1	0	14	4	0	11	62	8	0	51	7	33
Stung Treng	54	39	2	1	23	8	0	1	3	1	0	15	0	0	4	1	0	7	2	1	0	26	7	6
Svay Rieng	99	79	0	1	26	17	0	15	18	2	0	20	0	0	6	0	0	1	9	4	0	30	14	35
Takeo	175	25	0	0	5	0	0	3	15	2	0	150	0	0	14	15	0	9	106	6	0	2	5	18
Tbong Khmum			9	51	47	6	-	3	22	1	-		1	7	30	0	0	1	9	2	0	120	1	18
Whole Country	4,526	2,391	82	291	1,123	252	13	130	435	63	2	2,135	49	97	899	94	7	136	661	190	2	1,327	315	749

L.Sec = Lower Secondary School

U.Sec = Upper Secondary School

Short = Short Course

Cert. = Certificate Level Course (Level 1, 2 and 3)

Staff Pedagogy - NONE = No pedagogical training.

Staff Pedagogy - Junior= Staff with Basic pedagogical training and qualified to teach Diploma level and below.

Staff Pedagogy - Senior= Staff with Advance pedagogical training and qualified to teach Bachelor level and below.

Table 6 A - MLVT Public Training Institution Non Teaching Staff by Functions by Province

<i>Province</i>	<i>Total</i>	<i>Director</i>	<i>D. Director</i>	<i>Admin</i>	<i>Account</i>	<i>Planning</i>	<i>Equipment Maint.</i>	<i>Facility Maint.</i>	<i>Community Development Specialist</i>	<i>Curriculum Writer</i>	<i>Academic Affair</i>	<i>Librarian</i>	<i>Driver</i>	<i>Other</i>
Banteay Meanchey	42	1	3	4	2	2	0	0	0	0	9	0	0	21
Battambang	91	5	13	13	9	0	1	0	12	5	8	1	0	24
Kampong Cham	53	2	2	3	4	0	1	0	2	2	2	0	0	35
Kampong Chhnang	15	1	2	0	1	0	1	0	5	0	0	0	0	5
Kampong Speu	66	9	2	9	1	1	6	1	7	0	5	0	0	25
Kampong Thom	25	1	0	3	4	2	0	0	0	1	7	0	0	7
Kampot	98	2	6	18	4	0	0	0	9	2	10	0	0	47
Kandal	158	1	2	12	4	2	1	1	15	3	48	0	0	69
Kep	14	1	2	3	3	4	0	0	0	0	0	0	0	1
Koh Kong	67	1	2	6	1	1	2	0	1	7	0	0	0	46
Kratie	12	1	2	1	0	0	2	0	1	0	0	0	0	5
Mondul Kiri	69	3	2	3	0	0	0	1	17	0	32	0	0	11
Otdar Meanchey	9	1	1	1	1	0	0	0	0	0	0	0	0	5
Pailin	10	0	1	2	1	0	0	0	2	1	3	0	0	0
Phnom Penh	707	7	23	75	31	12	28	1	0	10	148	9	10	353
Preah Sihanouk	79	3	4	3	0	0	0	0	44	0	2	1	0	22
Preah Vihear	85	3	3	3	2	2	1	2	2	1	27	0	0	39
Prey Veng	69	1	2	2	0	0	0	0	0	0	0	0	0	64
Pursat	43	2	5	0	1	0	0	0	1	0	0	0	1	33
Ratanak Kiri	88	1	2	1	1	0	0	0	6	1	4	0	0	72
Siem Reap	100	2	8	35	5	0	0	1	0	5	27	2	0	15
Stung Treng	15	1	2	2	1	0	0	0	0	1	0	0	0	8
Svay Rieng	20	1	4	7	3	2	0	0	0	0	2	0	0	1
Takeo	150	0	1	6	1	1	0	0	1	0	1	0	1	138
Tbong Khmum	50	1	3	1	-	-	-	-	8	-	5	-	-	32
Whole Country	2,135	51	97	213	80	29	43	7	133	39	340	13	12	1,078

Table 7 A - Non- Formal Student Age 15-19 by Province (MLVT Public Training Institutions and MLVT Registered Training Institutions)

Province	Enrollment						Drop Out						Graduation					
	Grand Total		Public		Private		Grand Total		Public		Private		Grand Total		Public		Private	
	Total	Female	Total	Female	Total	Female	Total	Female	Total	Female	Total	Female	Total	Female	Total	Female	Total	Female
Banteay Meanchey	-	-	-	-	-	-	-	-	-	-	-	-	-	-	-	-	-	-
Battambang	-	-	-	-	-	-	-	-	-	-	-	-	-	-	-	-	-	-
Kampong Cham	-	-	-	-	-	-	-	-	-	-	-	-	-	-	-	-	-	-
Kampong Chhnang	-	-	-	-	-	-	-	-	-	-	-	-	-	-	-	-	-	-
Kampong Speu	-	-	-	-	-	-	-	-	-	-	-	-	-	-	-	-	-	-
Kampong Thom	-	-	-	-	-	-	-	-	-	-	-	-	-	-	-	-	-	-
Kampot	-	-	-	-	-	-	-	-	-	-	-	-	-	-	-	-	-	-
Kandal	-	-	-	-	-	-	-	-	-	-	-	-	-	-	-	-	-	-
Kep	-	-	-	-	-	-	-	-	-	-	-	-	-	-	-	-	-	-
Koh Kong	-	-	-	-	-	-	-	-	-	-	-	-	-	-	-	-	-	-
Kratie	-	-	-	-	-	-	-	-	-	-	-	-	-	-	-	-	-	-
Mondul Kiri	-	-	-	-	-	-	-	-	-	-	-	-	-	-	-	-	-	-
Otdar Meanchey	-	-	-	-	-	-	-	-	-	-	-	-	-	-	-	-	-	-
Pailin	-	-	-	-	-	-	-	-	-	-	-	-	-	-	-	-	-	-
Phnom Penh	-	-	-	-	-	-	-	-	-	-	-	-	-	-	-	-	-	-
Preah Sihanouk	-	-	-	-	-	-	-	-	-	-	-	-	-	-	-	-	-	-
Preah Vihear	-	-	-	-	-	-	-	-	-	-	-	-	-	-	-	-	-	-
Prey Veng	-	-	-	-	-	-	-	-	-	-	-	-	-	-	-	-	-	-
Pursat	-	-	-	-	-	-	-	-	-	-	-	-	-	-	-	-	-	-
Ratanak Kiri	-	-	-	-	-	-	-	-	-	-	-	-	-	-	-	-	-	-
Siem Reap	-	-	-	-	-	-	-	-	-	-	-	-	-	-	-	-	-	-
Stung Treng	-	-	-	-	-	-	-	-	-	-	-	-	-	-	-	-	-	-
Svay Rieng	-	-	-	-	-	-	-	-	-	-	-	-	-	-	-	-	-	-
Takeo	-	-	-	-	-	-	-	-	-	-	-	-	-	-	-	-	-	-
Tbong Khmum	-	-	-	-	-	-	-	-	-	-	-	-	-	-	-	-	-	-
Whole Country	-	-	-	-	-	-	-	-	-	-	-	-	-	-	-	-	-	-

Table 7 B - Non- Formal Student Age 20-24 by Province (MLVT Public Training Institutions and MLVT Registered Training Institutions)

Province	Enrollment						Drop Out						Graduation					
	Grand Total		Public		Private		Grand Total		Public		Private		Grand Total		Public		Private	
	Total	Female	Total	Female	Total	Female	Total	Female	Total	Female	Total	Female	Total	Female	Total	Female	Total	Female
Banteay Meanchey	785	705	785	705	-	-	0	0	0	0	0	0	785	705	785	705	-	-
Battambang	2,004	886	2,004	886	-	-	0	0	0	0	0	0	2,004	886	2,004	886	-	-
Kampong Cham	119	48	119	48	-	-	0	0	0	0	0	0	119	48	119	48	-	-
Kampong Chhnang	188	110	188	110	-	-	0	0	0	0	0	0	188	110	188	110	-	-
Kampong Speu	110	26	110	26	-	-	0	0	0	0	0	0	110	26	110	26	-	-
Kampong Thom	533	350	533	350	-	-	0	0	0	0	0	0	533	350	533	350	-	-
Kampot	586	219	586	219	-	-	0	0	0	0	0	0	586	219	586	219	-	-
Kandal	947	399	947	399	-	-	0	0	0	0	0	0	947	399	947	399	-	-
Kep	56	4	56	4	-	-	0	0	0	0	0	0	56	4	56	4	-	-
Koh Kong	152	90	152	90	-	-	0	0	0	0	0	0	152	90	152	90	-	-
Kratie	170	58	170	58	-	-	0	0	0	0	0	0	170	58	170	58	-	-
Mondul Kiri	35	28	35	28	-	-	0	0	0	0	0	0	35	28	35	28	-	-
Otdar Meanchey	60	60	60	60	-	-	0	0	0	0	0	0	60	60	60	60	-	-
Pailin	156	133	156	133	-	-	0	0	0	0	0	0	156	133	156	133	-	-
Phnom Penh	4,206	1,898	477	178	3,729	1,720	0	0	0	0	0	0	4,206	1,898	477	178	3,729	1,720
Preah Sihanouk	196	79	196	79	-	-	0	0	0	0	0	0	196	79	196	79	-	-
Preah Vihear	151	110	151	110	-	-	0	0	0	0	0	0	151	110	151	110	-	-
Prey Veng	188	120	188	120	-	-	0	0	0	0	0	0	188	120	188	120	-	-
Pursat	211	95	211	95	-	-	0	0	0	0	0	0	211	95	211	95	-	-
Ratanak Kiri	105	30	105	30	-	-	0	0	0	0	0	0	105	30	105	30	-	-
Siem Reap	424	250	424	250	-	-	0	0	0	0	0	0	424	250	424	250	-	-
Stung Treng	81	55	81	55	-	-	0	0	0	0	0	0	81	55	81	55	-	-
Svay Rieng	58	25	58	25	-	-	0	0	0	0	0	0	58	25	58	25	-	-
Takeo	-	-	-	-	-	-	0	0	0	0	0	0	-	-	-	-	-	-
Tbong Khmum	204	152	204	152	-	-	0	0	0	0	0	0	204	152	204	152	-	-
Whole Country	11,725	5,930	7,996	4,210	3,729	1,720	-	-	-	-	-	-	11,725	5,930	7,996	4,210	3,729	1,720

Table 7 C - Non- Formal Student Age 25-29 by Province (MLVT Public Training Institutions and MLVT Registered Training Institutions)

Province	Enrollment						Drop Out						Graduation					
	Grand Total		Public		Private		Grand Total		Public		Private		Grand Total		Public		Private	
	Total	Female	Total	Female	Total	Female	Total	Female	Total	Female	Total	Female	Total	Female	Total	Female	Total	Female
Banteay Meanchey	55	39	55	39	-	-	0	0	0	0	0	0	55	39	55	39	-	-
Battambang	246	98	246	98	-	-	0	0	0	0	0	0	246	98	246	98	-	-
Kampong Cham	14	3	14	3	-	-	0	0	0	0	0	0	14	3	14	3	-	-
Kampong Chhnang	96	39	96	39	-	-	0	0	0	0	0	0	96	39	96	39	-	-
Kampong Speu	8	1	8	1	-	-	0	0	0	0	0	0	8	1	8	1	-	-
Kampong Thom	-	-	-	-	-	-	0	0	0	0	0	0	-	-	-	-	-	-
Kampot	22	2	22	2	-	-	0	0	0	0	0	0	22	2	22	2	-	-
Kandal	190	55	190	55	-	-	0	0	0	0	0	0	190	55	190	55	-	-
Kep	135	109	135	109	-	-	0	0	0	0	0	0	135	109	135	109	-	-
Koh Kong	119	28	119	28	-	-	0	0	0	0	0	0	119	28	119	28	-	-
Kratie	87	47	87	47	-	-	0	0	0	0	0	0	87	47	87	47	-	-
Mondul Kiri	24	16	24	16	-	-	0	0	0	0	0	0	24	16	24	16	-	-
Otdar Meanchey	63	60	63	60	-	-	0	0	0	0	0	0	63	60	63	60	-	-
Pailin	72	56	72	56	-	-	0	0	0	0	0	0	72	56	72	56	-	-
Phnom Penh	3,589	2,185	139	35	3,450	2,150	0	0	0	0	0	0	3,589	2,185	139	35	3,450	2,150
Preah Sihanouk	162	29	162	29	-	-	0	0	0	0	0	0	162	29	162	29	-	-
Preah Vihear	80	49	80	49	-	-	0	0	0	0	0	0	80	49	80	49	-	-
Prey Veng	64	20	64	20	-	-	0	0	0	0	0	0	64	20	64	20	-	-
Pursat	123	40	123	40	-	-	0	0	0	0	0	0	123	40	123	40	-	-
Ratanak Kiri	58	6	58	6	-	-	0	0	0	0	0	0	58	6	58	6	-	-
Siem Reap	11	-	11	-	-	-	0	0	0	0	0	0	11	-	11	-	-	-
Stung Treng	39	23	39	23	-	-	0	0	0	0	0	0	39	23	39	23	-	-
Svay Rieng	18	1	18	1	-	-	0	0	0	0	0	0	18	1	18	1	-	-
Takeo	-	-	-	-	-	-	0	0	0	0	0	0	-	-	-	-	-	-
Tbong Khmum	67	29	67	29	-	-	0	0	0	0	0	0	67	29	67	29	-	-
Whole Country	5,342	2,935	1,892	785	3,450	2,150	-	-	-	-	-	-	5,342	2,935	1,892	785	3,450	2,150

Table 7 D - Non- Formal Student Age 30-34 by Province (MLVT Public Training Institutions and MLVT Registered Training Institutions)

Province	Enrollment						Drop Out						Graduation					
	Grand Total		Public		Private		Grand Total		Public		Private		Grand Total		Public		Private	
	Total	Female	Total	Female	Total	Female	Total	Female	Total	Female	Total	Female	Total	Female	Total	Female	Total	Female
Banteay Meanchey	78	66	78	66	-	-	0	0	0	0	0	0	78	66	78	66	-	-
Battambang	167	84	167	84	-	-	0	0	0	0	0	0	167	84	167	84	-	-
Kampong Cham	27	11	27	11	-	-	0	0	0	0	0	0	27	11	27	11	-	-
Kampong Chhnang	91	51	91	51	-	-	0	0	0	0	0	0	91	51	91	51	-	-
Kampong Speu	5	-	5	-	-	-	0	0	0	0	0	0	5	-	5	-	-	-
Kampong Thom	-	-	-	-	-	-	0	0	0	0	0	0	-	-	-	-	-	-
Kampot	29	10	29	10	-	-	0	0	0	0	0	0	29	10	29	10	-	-
Kandal	145	55	145	55	-	-	0	0	0	0	0	0	145	55	145	55	-	-
Kep	314	183	314	183	-	-	0	0	0	0	0	0	314	183	314	183	-	-
Koh Kong	65	17	65	17	-	-	0	0	0	0	0	0	65	17	65	17	-	-
Kratie	113	60	113	60	-	-	0	0	0	0	0	0	113	60	113	60	-	-
Mondul Kiri	24	21	24	21	-	-	0	0	0	0	0	0	24	21	24	21	-	-
Otdar Meanchey	74	71	74	71	-	-	0	0	0	0	0	0	74	71	74	71	-	-
Pailin	155	132	155	132	-	-	0	0	0	0	0	0	155	132	155	132	-	-
Phnom Penh	695	180	154	46	541	134	0	0	0	0	0	0	695	180	154	46	541	134
Preah Sihanouk	144	29	144	29	-	-	0	0	0	0	0	0	144	29	144	29	-	-
Preah Vihear	87	57	87	57	-	-	0	0	0	0	0	0	87	57	87	57	-	-
Prey Veng	77	34	77	34	-	-	0	0	0	0	0	0	77	34	77	34	-	-
Pursat	119	42	119	42	-	-	0	0	0	0	0	0	119	42	119	42	-	-
Ratanak Kiri	44	12	44	12	-	-	0	0	0	0	0	0	44	12	44	12	-	-
Siem Reap	6	-	6	-	-	-	0	0	0	0	0	0	6	-	6	-	-	-
Stung Treng	15	5	15	5	-	-	0	0	0	0	0	0	15	5	15	5	-	-
Svay Rieng	27	5	27	5	-	-	0	0	0	0	0	0	27	5	27	5	-	-
Takeo	-	-	-	-	-	-	0	0	0	0	0	0	-	-	-	-	-	-
Tbong Khmum	86	36	86	36	-	-	0	0	0	0	0	0	86	36	86	36	-	-
Whole Country	2,587	1,161	2,046	1,027	541	134	0	0	0	0	0	0	2,587	1,161	2,046	1,027	541	134

Table 7 E - Non- Formal Student Age 35-39 by Province (MLVT Public Training Institutions and MLVT Registered Training Institutions)

Province	Enrollment						Drop Out						Graduation					
	Grand Total		Public		Private		Grand Total		Public		Private		Grand Total		Public		Private	
	Total	Female	Total	Female	Total	Female	Total	Female	Total	Female	Total	Female	Total	Female	Total	Female	Total	Female
Banteay Meanchey	74	60	74	60	-	-	0	0	0	0	0	0	74	60	74	60	0	0
Battambang	136	67	136	67	-	-	0	0	0	0	0	0	136	67	136	67	0	0
Kampong Cham	33	22	33	22	-	-	0	0	0	0	0	0	33	22	33	22	0	0
Kampong Chhnang	93	46	93	46	-	-	0	0	0	0	0	0	93	46	93	46	0	0
Kampong Speu	13	2	13	2	-	-	0	0	0	0	0	0	13	2	13	2	0	0
Kampong Thom	-	-	-	-	-	-	0	0	0	0	0	0	0	0	0	0	0	0
Kampot	45	21	45	21	-	-	0	0	0	0	0	0	45	21	45	21	0	0
Kandal	142	53	142	53	-	-	0	0	0	0	0	0	142	53	142	53	0	0
Kep	188	141	188	141	-	-	0	0	0	0	0	0	188	141	188	141	0	0
Koh Kong	42	12	42	12	-	-	0	0	0	0	0	0	42	12	42	12	0	0
Kratie	72	35	72	35	-	-	0	0	0	0	0	0	72	35	72	35	0	0
Mondul Kiri	22	11	22	11	-	-	0	0	0	0	0	0	22	11	22	11	0	0
Otdar Meanchey	41	38	41	38	-	-	0	0	0	0	0	0	41	38	41	38	0	0
Pailin	117	91	117	91	-	-	0	0	0	0	0	0	117	91	117	91	0	0
Phnom Penh	86	19	86	19	-	-	0	0	0	0	0	0	86	19	86	19	0	0
Preah Sihanouk	107	19	107	19	-	-	0	0	0	0	0	0	107	19	107	19	0	0
Preah Vihear	60	39	60	39	-	-	0	0	0	0	0	0	60	39	60	39	0	0
Prey Veng	107	60	107	60	-	-	0	0	0	0	0	0	107	60	107	60	0	0
Pursat	115	50	115	50	-	-	0	0	0	0	0	0	115	50	115	50	0	0
Ratanak Kiri	33	10	33	10	-	-	0	0	0	0	0	0	33	10	33	10	0	0
Siem Reap	8	-	8	-	-	-	0	0	0	0	0	0	8	0	8	0	0	0
Stung Treng	24	10	24	10	-	-	0	0	0	0	0	0	24	10	24	10	0	0
Svay Rieng	34	14	34	14	-	-	0	0	0	0	0	0	34	14	34	14	0	0
Takeo	-	-	-	-	-	-	0	0	0	0	0	0	0	0	0	0	0	0
Tbong Khmum	67	33	67	33	-	-	0	0	0	0	0	0	67	33	67	33	0	0
Whole Country	1,659	853	1,659	853	-	-	0	0	0	0	0	0	1,659	853	1,659	853	0	0

Table 7 F - Non- Formal Student Age 40-44 by Province (MLVT Public Training Institutions and MLVT Registered Training Institutions)

Province	Enrollment						Drop Out						Graduation					
	Grand Total		Public		Private		Grand Total		Public		Private		Grand Total		Public		Private	
	Total	Female	Total	Female	Total	Female	Total	Female	Total	Female	Total	Female	Total	Female	Total	Female	Total	Female
Banteay Meanchey	60	56	60	56	-	-	0	0	0	0	0	0	60	56	60	56	0	0
Battambang	95	46	95	46	-	-	0	0	0	0	0	0	95	46	95	46	0	0
Kampong Cham	43	27	43	27	-	-	0	0	0	0	0	0	43	27	43	27	0	0
Kampong Chhnang	57	30	57	30	-	-	0	0	0	0	0	0	57	30	57	30	0	0
Kampong Speu	9	5	9	5	-	-	0	0	0	0	0	0	9	5	9	5	0	0
Kampong Thom	-	-	-	-	-	-	0	0	0	0	0	0	0	0	0	0	0	0
Kampot	41	12	41	12	-	-	0	0	0	0	0	0	41	12	41	12	0	0
Kandal	107	38	107	38	-	-	0	0	0	0	0	0	107	38	107	38	0	0
Kep	127	105	127	105	-	-	0	0	0	0	0	0	127	105	127	105	0	0
Koh Kong	45	12	45	12	-	-	0	0	0	0	0	0	45	12	45	12	0	0
Kratie	88	42	88	42	-	-	0	0	0	0	0	0	88	42	88	42	0	0
Mondul Kiri	20	16	20	16	-	-	0	0	0	0	0	0	20	16	20	16	0	0
Otdar Meanchey	49	48	49	48	-	-	0	0	0	0	0	0	49	48	49	48	0	0
Pailin	92	71	92	71	-	-	0	0	0	0	0	0	92	71	92	71	0	0
Phnom Penh	43	1	43	1	-	-	0	0	0	0	0	0	43	1	43	1	0	0
Preah Sihanouk	67	18	67	18	-	-	0	0	0	0	0	0	67	18	67	18	0	0
Preah Vihear	61	43	61	43	-	-	0	0	0	0	0	0	61	43	61	43	0	0
Prey Veng	100	55	100	55	-	-	0	0	0	0	0	0	100	55	100	55	0	0
Pursat	72	37	72	37	-	-	0	0	0	0	0	0	72	37	72	37	0	0
Ratanak Kiri	14	2	14	2	-	-	0	0	0	0	0	0	14	2	14	2	0	0
Siem Reap	8	-	8	-	-	-	0	0	0	0	0	0	8	0	8	0	0	0
Stung Treng	15	4	15	4	-	-	0	0	0	0	0	0	15	4	15	4	0	0
Svay Rieng	33	23	33	23	-	-	0	0	0	0	0	0	33	23	33	23	0	0
Takeo	-	-	-	-	-	-	0	0	0	0	0	0	0	0	0	0	0	0
Tbong Khmum	79	51	79	51	-	-	0	0	0	0	0	0	79	51	79	51	0	0
Whole Country	1,325	742	1,325	742	-	-	0	0	0	0	0	0	1,325	742	1,325	742	0	0

Table 7 G - Non- Formal Student Age 44-49 by Province (MLVT Public Training Institutions and MLVT Registered Training Institutions)

Province	Enrollment						Drop Out						Graduation					
	Grand Total		Public		Private		Grand Total		Public		Private		Grand Total		Public		Private	
	Total	Female	Total	Female	Total	Female	Total	Female	Total	Female	Total	Female	Total	Female	Total	Female	Total	Female
Banteay Meanchey	36	3	36	3	-	-	0	0	0	0	0	0	36	3	36	3	0	0
Battambang	55	9	55	9	-	-	0	0	0	0	0	0	55	9	55	9	0	0
Kampong Cham	6	2	6	2	-	-	0	0	0	0	0	0	6	2	6	2	0	0
Kampong Chhnang	19	2	19	2	-	-	0	0	0	0	0	0	19	2	19	2	0	0
Kampong Speu	9	1	9	1	-	-	0	0	0	0	0	0	9	1	9	1	0	0
Kampong Thom	-	-	-	-	-	-	0	0	0	0	0	0	0	0	0	0	0	0
Kampot	20	1	20	1	-	-	0	0	0	0	0	0	20	1	20	1	0	0
Kandal	28	1	28	1	-	-	0	0	0	0	0	0	28	1	28	1	0	0
Kep	-	-	-	-	-	-	0	0	0	0	0	0	0	0	0	0	0	0
Koh Kong	25	3	25	3	-	-	0	0	0	0	0	0	25	3	25	3	0	0
Kratie	50	7	50	7	-	-	0	0	0	0	0	0	50	7	50	7	0	0
Mondul Kiri	17	2	17	2	-	-	0	0	0	0	0	0	17	2	17	2	0	0
Otdar Meanchey	22	22	22	22	-	-	0	0	0	0	0	0	22	2	22	2	0	0
Pailin	21	1	21	1	-	-	0	0	0	0	0	0	21	1	21	1	0	0
Phnom Penh	14	-	14	-	-	-	0	0	0	0	0	0	14	0	14	0	0	0
Preah Sihanouk	40	2	40	2	-	-	0	0	0	0	0	0	40	2	40	2	0	0
Preah Vihear	24	1	24	1	-	-	0	0	0	0	0	0	24	1	24	1	0	0
Prey Veng	110	8	110	8	-	-	0	0	0	0	0	0	110	8	110	8	0	0
Pursat	26	2	26	2	-	-	0	0	0	0	0	0	26	2	26	2	0	0
Ratanak Kiri	5	-	5	-	-	-	0	0	0	0	0	0	5	0	5	0	0	0
Siem Reap	3	-	3	-	-	-	0	0	0	0	0	0	3	0	3	0	0	0
Stung Treng	7	-	7	-	-	-	0	0	0	0	0	0	7	0	7	0	0	0
Svay Rieng	25	2	25	2	-	-	0	0	0	0	0	0	25	2	25	2	0	0
Takeo	-	-	-	-	-	-	0	0	0	0	0	0	0	0	0	0	0	0
Tbong Khmum	59	3	59	3	-	-	0	0	0	0	0	0	59	3	59	3	0	0
Whole Country	621	52	621	52	-	-	0	0	0	0	0	0	621	52	621	52	0	0

Table 7 H - Non- Formal Student Age 50-54 by Province (MLVT Public Training Institutions and MLVT Registered Training Institutions)

Province	Enrollment						Drop Out						Graduation					
	Grand Total		Public		Private		Grand Total		Public		Private		Grand Total		Public		Private	
	Total	Female	Total	Female	Total	Female	Total	Female	Total	Female	Total	Female	Total	Female	Total	Female	Total	Female
Banteay Meanchey	41	39	41	39	-	-	0	0	0	0	0	0	41	39	41	39	0	0
Battambang	50	33	50	33	-	-	0	0	0	0	0	0	50	33	50	33	0	0
Kampong Cham	17	11	17	11	-	-	0	0	0	0	0	0	17	11	17	11	0	0
Kampong Chhnang	32	22	32	22	-	-	0	0	0	0	0	0	32	22	32	22	0	0
Kampong Speu	8	3	8	3	-	-	0	0	0	0	0	0	8	3	8	3	0	0
Kampong Thom	-	-	-	-	-	-	0	0	0	0	0	0	0	0	0	0	0	0
Kampot	29	17	29	17	-	-	0	0	0	0	0	0	29	17	29	17	0	0
Kandal	19	9	19	9	-	-	0	0	0	0	0	0	19	9	19	9	0	0
Kep	-	-	-	-	-	-	0	0	0	0	0	0	0	0	0	0	0	0
Koh Kong	7	5	7	5	-	-	0	0	0	0	0	0	7	5	7	5	0	0
Kratie	36	14	36	14	-	-	0	0	0	0	0	0	36	14	36	14	0	0
Mondul Kiri	19	13	19	13	-	-	0	0	0	0	0	0	19	13	19	13	0	0
Otdar Meanchey	27	26	27	26	-	-	0	0	0	0	0	0	27	26	27	26	0	0
Pailin	42	32	42	32	-	-	0	0	0	0	0	0	42	32	42	32	0	0
Phnom Penh	3	-	3	-	-	-	0	0	0	0	0	0	3	0	3	0	0	0
Preah Sihanouk	38	12	38	12	-	-	0	0	0	0	0	0	38	12	38	12	0	0
Preah Vihear	40	26	40	26	-	-	0	0	0	0	0	0	40	26	40	26	0	0
Prey Veng	89	46	89	46	-	-	0	0	0	0	0	0	89	46	89	46	0	0
Pursat	40	18	40	18	-	-	0	0	0	0	0	0	40	18	40	18	0	0
Ratanak Kiri	5	1	5	1	-	-	0	0	0	0	0	0	5	1	5	1	0	0
Siem Reap	-	-	-	-	-	-	0	0	0	0	0	0	0	0	0	0	0	0
Stung Treng	7	2	7	2	-	-	0	0	0	0	0	0	7	2	7	2	0	0
Svay Rieng	49	32	49	32	-	-	0	0	0	0	0	0	49	32	49	32	0	0
Takeo	-	-	-	-	-	-	0	0	0	0	0	0	0	0	0	0	0	0
Tbong Khmum	52	27	52	27	-	-	0	0	0	0	0	0	52	27	52	27	0	0
Whole Country	650	388	650	388	-	-	0	0	0	0	0	0	650	388	650	388	0	0

Table 7 I - Non- Formal Student Age 55-59 by Province (MLVT Public Training Institutions and MLVT Registered Training Institutions)

Province	Enrollment						Drop Out						Graduation					
	Grand Total		Public		Private		Grand Total		Public		Private		Grand Total		Public		Private	
	Total	Female	Total	Female	Total	Female	Total	Female	Total	Female	Total	Female	Total	Female	Total	Female	Total	Female
Banteay Meanchey	54	49	54	49	-	-	0	0	0	0	0	0	54	49	54	49	0	0
Battambang	42	30	42	30	-	-	0	0	0	0	0	0	42	30	42	30	0	0
Kampong Cham	14	8	14	8	-	-	0	0	0	0	0	0	14	8	14	8	0	0
Kampong Chhnang	23	13	23	13	-	-	0	0	0	0	0	0	23	13	23	13	0	0
Kampong Speu	-	-	-	-	-	-	0	0	0	0	0	0	0	0	0	0	0	0
Kampong Thom	-	-	-	-	-	-	0	0	0	0	0	0	0	0	0	0	0	0
Kampot	16	9	16	9	-	-	0	0	0	0	0	0	16	9	16	9	0	0
Kandal	5	2	5	2	-	-	0	0	0	0	0	0	5	2	5	2	0	0
Kep	-	-	-	-	-	-	0	0	0	0	0	0	0	0	0	0	0	0
Koh Kong	7	3	7	3	-	-	0	0	0	0	0	0	7	3	7	3	0	0
Kratie	27	11	27	11	-	-	0	0	0	0	0	0	27	11	27	11	0	0
Mondul Kiri	5	4	5	4	-	-	0	0	0	0	0	0	5	4	5	4	0	0
Otdar Meanchey	33	31	33	31	-	-	0	0	0	0	0	0	33	31	33	31	0	0
Pailin	24	18	24	18	-	-	0	0	0	0	0	0	24	18	24	18	0	0
Phnom Penh	3	1	3	1	-	-	0	0	0	0	0	0	3	1	3	1	0	0
Preah Sihanouk	34	14	34	14	-	-	0	0	0	0	0	0	34	14	34	14	0	0
Preah Vihear	25	14	25	14	-	-	0	0	0	0	0	0	25	14	25	14	0	0
Prey Veng	55	37	55	37	-	-	0	0	0	0	0	0	55	37	55	37	0	0
Pursat	38	17	38	17	-	-	0	0	0	0	0	0	38	17	38	17	0	0
Ratanak Kiri	3	2	3	2	-	-	0	0	0	0	0	0	3	2	3	2	0	0
Siem Reap	-	-	-	-	-	-	0	0	0	0	0	0	0	0	0	0	0	0
Stung Treng	6	4	6	4	-	-	0	0	0	0	0	0	6	4	6	4	0	0
Svay Rieng	39	24	39	24	-	-	0	0	0	0	0	0	39	24	39	24	0	0
Takeo	-	-	-	-	-	-	0	0	0	0	0	0	0	0	0	0	0	0
Tbong Khmum	26	18	26	18	-	-	0	0	0	0	0	0	26	18	26	18	0	0
Whole Country	479	309	479	309	-	-	0	0	0	0	0	0	479	309	479	309	0	0

Table 7 J - Non- Formal Student Age 60-64 by Province (MLVT Public Training Institutions and MLVT Registered Training Institutions)

Province	Enrollment						Drop Out						Graduation					
	Grand Total		Public		Private		Grand Total		Public		Private		Grand Total		Public		Private	
	Total	Female	Total	Female	Total	Female	Total	Female	Total	Female	Total	Female	Total	Female	Total	Female	Total	Female
Banteay Meanchey	34	31	34	31	0	0	0	0	0	0	0	0	34	31	34	31	0	0
Battambang	30	20	30	20	0	0	0	0	0	0	0	0	30	20	30	20	0	0
Kampong Cham	18	8	18	8	0	0	0	0	0	0	0	0	18	8	18	8	0	0
Kampong Chhnang	22	17	22	17	0	0	0	0	0	0	0	0	22	17	22	17	0	0
Kampong Speu	3	0	3	0	0	0	0	0	0	0	0	0	3	0	3	0	0	0
Kampong Thom	0	0	0	0	0	0	0	0	0	0	0	0	0	0	0	0	0	0
Kampot	13	8	13	8	0	0	0	0	0	0	0	0	13	8	13	8	0	0
Kandal	0	0	0	0	0	0	0	0	0	0	0	0	0	0	0	0	0	0
Kep	0	0	0	0	0	0	0	0	0	0	0	0	0	0	0	0	0	0
Koh Kong	3	3	3	3	0	0	0	0	0	0	0	0	3	3	3	3	0	0
Kratie	6	4	6	4	0	0	0	0	0	0	0	0	6	4	6	4	0	0
Mondul Kiri	8	3	8	3	0	0	0	0	0	0	0	0	8	3	8	3	0	0
Otdar Meanchey	34	30	34	30	0	0	0	0	0	0	0	0	34	30	34	30	0	0
Pailin	15	6	15	6	0	0	0	0	0	0	0	0	15	6	15	6	0	0
Phnom Penh	1	1	1	1	0	0	0	0	0	0	0	0	1	1	1	1	0	0
Preah Sihanouk	23	11	23	11	0	0	0	0	0	0	0	0	23	11	23	11	0	0
Preah Vihear	13	6	13	6	0	0	0	0	0	0	0	0	13	6	13	6	0	0
Prey Veng	45	26	45	26	0	0	0	0	0	0	0	0	45	26	45	26	0	0
Pursat	31	13	31	13	0	0	0	0	0	0	0	0	31	13	31	13	0	0
Ratanak Kiri	3	2	3	2	0	0	0	0	0	0	0	0	3	2	3	2	0	0
Siem Reap	0	0	0	0	0	0	0	0	0	0	0	0	0	0	0	0	0	0
Stung Treng	4	4	4	4	0	0	0	0	0	0	0	0	4	4	4	4	0	0
Svay Rieng	42	25	42	25	0	0	0	0	0	0	0	0	42	25	42	25	0	0
Takeo	0	0	0	0	0	0	0	0	0	0	0	0	0	0	0	0	0	0
Tbong Khmum	29	19	29	19	0	0	0	0	0	0	0	0	29	19	29	19	0	0
Whole Country	377	237	377	237	0	0	0	0	0	0	0	0	377	237	377	237	0	0

Table 7 K - Non- Formal Student Age 65 Above by Province (MLVT Public Training Institutions and MLVT Registered Training Institutions)

Province	Enrollment						Drop Out						Graduation					
	Grand Total		Public		Private		Grand Total		Public		Private		Grand Total		Public		Private	
	Total	Female	Total	Female	Total	Female	Total	Female	Total	Female	Total	Female	Total	Female	Total	Female	Total	Female
Banteay Meanchey	27	23	27	23	0	0	0	0	0	0	0	0	27	23	27	23	0	0
Battambang	38	26	38	26	0	0	0	0	0	0	0	0	38	26	38	26	0	0
Kampong Cham	34	14	34	14	0	0	0	0	0	0	0	0	34	14	34	14	0	0
Kampong Chhnang	26	13	26	13	0	0	0	0	0	0	0	0	26	13	26	13	0	0
Kampong Speu	10	3	10	3	0	0	0	0	0	0	0	0	10	3	10	3	0	0
Kampong Thom	0	0	0	0	0	0	0	0	0	0	0	0	0	0	0	0	0	0
Kampot	19	12	19	12	0	0	0	0	0	0	0	0	19	12	19	12	0	0
Kandal	2	1	2	1	0	0	0	0	0	0	0	0	2	1	2	1	0	0
Kep	0	0	0	0	0	0	0	0	0	0	0	0	0	0	0	0	0	0
Koh Kong	0	0	0	0	0	0	0	0	0	0	0	0	0	0	0	0	0	0
Kratie	6	1	6	1	0	0	0	0	0	0	0	0	6	1	6	1	0	0
Mondul Kiri	1	1	1	1	0	0	0	0	0	0	0	0	1	1	1	1	0	0
Otdar Meanchey	27	26	27	26	0	0	0	0	0	0	0	0	27	26	27	26	0	0
Pailin	11	5	11	5	0	0	0	0	0	0	0	0	11	5	11	5	0	0
Phnom Penh	0	0	0	0	0	0	0	0	0	0	0	0	0	0	0	0	0	0
Preah Sihanouk	24	4	24	4	0	0	0	0	0	0	0	0	24	4	24	4	0	0
Preah Vihear	14	6	14	6	0	0	0	0	0	0	0	0	14	6	14	6	0	0
Prey Veng	65	32	65	32	0	0	0	0	0	0	0	0	65	32	65	32	0	0
Pursat	30	12	30	12	0	0	0	0	0	0	0	0	30	12	30	12	0	0
Ratanak Kiri	4	0	4	0	0	0	0	0	0	0	0	0	4	0	4	0	0	0
Siem Reap	0	0	0	0	0	0	0	0	0	0	0	0	0	0	0	0	0	0
Stung Treng	8	7	8	7	0	0	0	0	0	0	0	0	8	7	8	7	0	0
Svay Rieng	45	24	45	24	0	0	0	0	0	0	0	0	45	24	45	24	0	0
Takeo	0	0	0	0	0	0	0	0	0	0	0	0	0	0	0	0	0	0
Tbong Khmum	31	14	31	14	0	0	0	0	0	0	0	0	31	14	31	14	0	0
Whole Country	422	224	422	224	0	0	0	0	0	0	0	0	422	224	422	224	0	0

Table 8 A - Formal Student Age 15-19 by Province (MLVT Public Training Institutions and MLVT Registered Training Institutions)

Province	Number of institutions		Enrollment						Drop Out						Graduation					
			Grand Total		Public		Private		Grand Total		Public		Private		Grand Total		Public		Private	
	Public	Private	Total	Female	Total	Female	Total	Female	Total	Female	Total	Female	Total	Female	Total	Female	Total	Female	Private	Female
Banteay Meanchey	1	0	-	-	-	-	-	-	-	-	-	-	-	-	-	-	-	-	-	-
Battambang	3	0	-	-	-	-	-	-	-	-	-	-	-	-	-	-	-	-	-	-
Kampong Cham	1	0	-	-	-	-	-	-	-	-	-	-	-	-	-	-	-	-	-	-
Kampong Chhnang	1	0	-	-	-	-	-	-	-	-	-	-	-	-	-	-	-	-	-	-
Kampong Speu	1	0	-	-	-	-	-	-	-	-	-	-	-	-	-	-	-	-	-	-
Kampong Thom	1	0	-	-	-	-	-	-	-	-	-	-	-	-	-	-	-	-	-	-
Kampot	2	0	-	-	-	-	-	-	-	-	-	-	-	-	-	-	-	-	-	-
Kandal	1	0	-	-	-	-	-	-	-	-	-	-	-	-	-	-	-	-	-	-
Kep	1	0	-	-	-	-	-	-	-	-	-	-	-	-	-	-	-	-	-	-
Koh Kong	1	0	-	-	-	-	-	-	-	-	-	-	-	-	-	-	-	-	-	-
Kratie	1	0	-	-	-	-	-	-	-	-	-	-	-	-	-	-	-	-	-	-
Mondul Kiri	1	0	-	-	-	-	-	-	-	-	-	-	-	-	-	-	-	-	-	-
Otdar Meanchey	1	0	-	-	-	-	-	-	-	-	-	-	-	-	-	-	-	-	-	-
Pailin	1	0	-	-	-	-	-	-	-	-	-	-	-	-	-	-	-	-	-	-
Phnom Penh	8	22	-	-	-	-	-	-	-	-	-	-	-	-	-	-	-	-	-	-
Preah Sihanouk	2	0	-	-	-	-	-	-	-	-	-	-	-	-	-	-	-	-	-	-
Preah Vihear	2	0	-	-	-	-	-	-	-	-	-	-	-	-	-	-	-	-	-	-
Prey Veng	1	0	-	-	-	-	-	-	-	-	-	-	-	-	-	-	-	-	-	-
Pursat	1	0	-	-	-	-	-	-	-	-	-	-	-	-	-	-	-	-	-	-
Ratanak Kiri	1	0	-	-	-	-	-	-	-	-	-	-	-	-	-	-	-	-	-	-
Siem Reap	2	0	-	-	-	-	-	-	-	-	-	-	-	-	-	-	-	-	-	-
Stung Treng	1	0	-	-	-	-	-	-	-	-	-	-	-	-	-	-	-	-	-	-
Svay Rieng	1	0	-	-	-	-	-	-	-	-	-	-	-	-	-	-	-	-	-	-
Takeo	1	0	-	-	-	-	-	-	-	-	-	-	-	-	-	-	-	-	-	-
Tbong Khmum	1	0	-	-	-	-	-	-	-	-	-	-	-	-	-	-	-	-	-	-
Whole Country	38	22	-	-	-	-	-	-	-	-	-	-	-	-	-	-	-	-	-	-

Table 8 B - Formal Student Age 20-24 by Province (MLVT Public Institutions and MLVT Registered Institutions)

Province	Number of institutions		Enrollment						Drop Out						Graduation					
			Grand Total		Public		Private		Grand Total		Public		Private		Grand Total		Public		Private	
	Public	Private	Total	Female	Total	Female	Total	Female	Total	Female	Total	Female	Total	Female	Total	Female	Total	Female	Private	Female
Banteay Meanchey	1	0	412	130	412	130	-	-	90	23	90	23	-	-	221	69	221	69	-	-
Battambang	3	0	2,308	796	2,308	796	-	-	406	146	406	146	-	-	1,072	318	1,072	318	-	-
Kampong Cham	1	0	478	287	478	287	-	-	148	76	148	76	-	-	330	211	330	211	-	-
Kampong Chhnang	1	0	825	349	825	349	-	-	137	48	137	48	-	-	671	295	671	295	-	-
Kampong Speu	1	0	336	104	336	104	-	-	86	27	86	27	-	-	171	58	171	58	-	-
Kampong Thom	1	0	355	190	355	190	-	-	94	61	94	61	-	-	95	34	95	34	-	-
Kampot	2	0	1,604	937	1,604	937	-	-	19	13	19	13	-	-	459	207	459	207	-	-
Kandal	1	0	858	250	858	250	-	-	76	21	76	21	-	-	835	245	835	245	-	-
Kep	1	0	234	129	234	129	-	-	140	83	140	83	-	-	94	46	94	46	-	-
Koh Kong	1	0	683	333	683	333	-	-	43	30	43	30	-	-	541	251	541	251	-	-
Kratie	1	0	161	65	161	65	-	-	-	-	-	-	-	-	161	65	161	65	-	-
Mondul Kiri	1	0	93	63	93	63	-	-	-	-	-	-	-	-	93	63	93	63	-	-
Otdar Meanchey	1	0	48	23	48	23	-	-	-	-	-	-	-	-	48	23	48	23	-	-
Pailin	1	0	195	120	195	120	-	-	52	29	52	29	-	-	143	91	143	91	-	-
Phnom Penh	8	22	23,535	7,614	19,976	6,040	3,559	1,574	1,024	173	1,019	170	5	3	11,619	3,987	10,128	3,406	1,491	581
Preah Sihanouk	2	0	1,056	587	1,056	587	-	-	115	40	115	40	-	-	578	385	578	385	-	-
Preah Vihear	2	0	127	35	127	35	-	-	38	14	38	14	-	-	89	21	89	21	-	-
Prey Veng	1	0	241	139	241	139	-	-	130	78	130	78	-	-	111	61	111	61	-	-
Pursat	1	0	1,019	446	1,019	446	-	-	-	-	-	-	-	-	633	252	633	252	-	-
Ratanak Kiri	1	0	139	74	139	74	-	-	-	-	-	-	-	-	110	59	110	59	-	-
Siem Reap	2	0	1,408	432	1,408	432	-	-	205	41	205	41	-	-	881	336	881	336	-	-
Stung Treng	1	0	81	45	81	45	-	-	-	-	-	-	-	-	42	25	42	25	-	-
Svay Rieng	1	0	608	192	608	192	-	-	211	65	211	65	-	-	156	45	156	45	-	-
Takeo	1	0	758	343	758	343	-	-	67	38	67	38	-	-	471	171	471	171	-	-
Tbong Khmum	1	0	165	64	165	64	-	-	128	49	128	49	-	-	33	13	33	13	-	-
Whole Country	38	22	37,727	13,747	34,168	12,173	3,559	1,574	3,209	1,055	3,204	1,052	5	3	19,657	7,331	18,166	6,750	1,491	581

Table 8 C - Formal Student Age 25-29 by Province (MLVT Public Institutions and MLVT Registered Institutions)

Province	Number of institutions		Enrollment						Drop Out						Graduation					
			Grand Total		Public		Private		Grand Total		Public		Private		Grand Total		Public		Private	
	Public	Private	Total	Female	Total	Female	Total	Female	Total	Female	Total	Female	Total	Female	Total	Female	Total	Female	Private	Female
Banteay Meanchey	1	0	40	5	40	5	-	-	5	-	5	-	-	-	8	-	8	-	-	-
Battambang	3	0	337	84	337	84	-	-	28	3	28	3	-	-	175	43	175	43	-	-
Kampong Cham	1	0	84	44	84	44	-	-	29	10	29	10	-	-	55	34	55	34	-	-
Kampong Chhnang	1	0	19	1	19	1	-	-	12	1	12	1	-	-	2	-	2	-	-	-
Kampong Speu	1	0	8	0	8	-	-	-	2	-	2	-	-	-	2	-	2	-	-	-
Kampong Thom	1	0	40	17	40	17	-	-	7	2	7	2	-	-	6	-	6	-	-	-
Kampot	2	0	108	44	108	44	-	-	-	-	-	-	-	-	37	13	37	13	-	-
Kandal	1	0	35	8	35	8	-	-	15	3	15	3	-	-	5	1	5	1	-	-
Kep	1	0	2	0	2	-	-	-	-	-	-	-	-	-	2	-	2	-	-	-
Koh Kong	1	0	79	29	79	29	-	-	4	2	4	2	-	-	38	12	38	12	-	-
Kratie	1	0	15	4	15	4	-	-	-	-	-	-	-	-	15	4	15	4	-	-
Mondul Kiri	1	0	10	2	10	2	-	-	-	-	-	-	-	-	10	2	10	2	-	-
Otdar Meanchey	1	0	3	1	3	1	-	-	-	-	-	-	-	-	3	1	3	1	-	-
Pailin	1	0	7	1	7	1	-	-	1	1	1	1	-	-	6	-	6	-	-	-
Phnom Penh	8	22	4,737	1,374	4,677	1,363	60	11	221	29	216	28	5	1	1,006	217	971	209	35	8
Preah Sihanouk	2	0	344	117	344	117	-	-	29	6	29	6	-	-	264	100	264	100	-	-
Preah Vihear	2	0	11	3	11	3	-	-	-	-	-	-	-	-	11	3	11	3	-	-
Prey Veng	1	0	17	5	17	5	-	-	6	1	6	1	-	-	11	4	11	4	-	-
Pursat	1	0	39	16	39	16	-	-	-	-	-	-	-	-	20	9	20	9	-	-
Ratanak Kiri	1	0	14	6	14	6	-	-	-	-	-	-	-	-	5	2	5	2	-	-
Siem Reap	2	0	201	45	201	45	-	-	30	4	30	4	-	-	108	31	108	31	-	-
Stung Treng	1	0	25	7	25	7	-	-	-	-	-	-	-	-	-	-	-	-	-	-
Svay Rieng	1	0	183	71	183	71	-	-	21	9	21	9	-	-	127	55	127	55	-	-
Takeo	1	0	18	4	18	4	-	-	2	-	2	-	-	-	6	-	6	-	-	-
Tbong Khmum	1	0	10	0	10	-	-	-	6	-	6	-	-	-	2	-	2	-	-	-
Whole Country	38	22	6,386	1,888	6,326	1,877	60	11	418	71	413	70	5	1	1,924	531	1,889	523	35	8

Table 8 D - Formal Student Age 30-34 by Province (MLVT Public Institutions and MLVT Registered Institutions)

Province	Number of institutions		Enrollment						Drop Out						Graduation					
			Grand Total		Public		Private		Grand Total		Public		Private		Grand Total		Public		Private	
	Public	Private	Total	Female	Total	Female	Total	Female	Total	Female	Total	Female	Total	Female	Total	Female	Total	Female	Private	Female
Banteay Meanchey	1	0	28	2	28	2	-	-	5	-	5	-	-	-	2	-	2	-	-	-
Battambang	3	0	91	9	91	9	-	-	3	-	3	-	-	-	62	8	62	8	-	-
Kampong Cham	1	0	75	44	75	44	-	-	23	6	23	6	-	-	52	38	52	38	-	-
Kampong Chhnang	1	0	7	0	7	-	-	-	3	-	3	-	-	-	2	-	2	-	-	-
Kampong Speu	1	0	3	0	3	-	-	-	1	-	1	-	-	-	2	-	2	-	-	-
Kampong Thom	1	0	14	5	14	5	-	-	1	-	1	-	-	-	4	2	4	2	-	-
Kampot	2	0	27	10	27	10	-	-	-	-	-	-	-	-	11	2	11	2	-	-
Kandal	1	0	21	1	21	1	-	-	8	-	8	-	-	-	4	-	4	-	-	-
Kep	1	0	0	0	-	-	-	-	-	-	-	-	-	-	-	-	-	-	-	-
Koh Kong	1	0	20	5	20	5	-	-	2	-	2	-	-	-	10	2	10	2	-	-
Kratie	1	0	7	2	7	2	-	-	-	-	-	-	-	-	7	2	7	2	-	-
Mondul Kiri	1	0	5	3	5	3	-	-	-	-	-	-	-	-	5	3	5	3	-	-
Otdar Meanchey	1	0	2	1	2	1	-	-	-	-	-	-	-	-	2	1	2	1	-	-
Pailin	1	0	1	0	1	-	-	-	-	-	-	-	-	-	1	-	1	-	-	-
Phnom Penh	8	22	697	158	692	156	5	2	103	26	102	26	1	-	378	84	376	83	2	1
Preah Sihanouk	2	0	190	57	190	57	-	-	13	2	13	2	-	-	172	54	172	54	-	-
Preah Vihear	2	0	11	1	11	1	-	-	3	-	3	-	-	-	8	1	8	1	-	-
Prey Veng	1	0	13	2	13	2	-	-	3	-	3	-	-	-	10	2	10	2	-	-
Pursat	1	0	11	2	11	2	-	-	-	-	-	-	-	-	8	2	8	2	-	-
Ratanak Kiri	1	0	1	1	1	1	-	-	-	-	-	-	-	-	1	1	1	1	-	-
Siem Reap	2	0	115	32	115	32	-	-	24	4	24	4	-	-	63	23	63	23	-	-
Stung Treng	1	0	20	11	20	11	-	-	-	-	-	-	-	-	-	-	-	-	-	-
Svay Rieng	1	0	123	34	123	34	-	-	14	-	14	-	-	-	101	33	101	33	-	-
Takeo	1	0	5	2	5	2	-	-	1	-	1	-	-	-	2	1	2	1	-	-
Tbong Khmum	1	0	4	1	4	1	-	-	4	1	4	1	-	-	-	-	-	-	-	-
Whole Country	38	22	1,491	383	1,486	381	5	2	211	39	210	39	1	-	907	259	905	258	2	1

Table 8 E - Formal Student Age 35-39 by Province (MLVT Public Training Institutions and MLVT Registered Training Institutions)

Province	Number of institutions		Enrollment						Drop Out						Graduation					
			Grand Total		Public		Private		Grand Total		Public		Private		Grand Total		Public		Private	
	Public	Private	Total	Female	Total	Female	Total	Female	Total	Female	Total	Female	Total	Female	Total	Female	Total	Female	Private	Female
Banteay Meanchey	1	0	4	0	4	-	-	-	-	-	-	-	-	-	1	-	1	-	-	-
Battambang	3	0	89	10	89	10	-	-	-	-	-	-	-	-	75	8	75	8	-	-
Kampong Cham	1	0	26	17	26	17	-	-	4	1	4	1	-	-	22	16	22	16	-	-
Kampong Chhnang	1	0	5	0	5	-	-	-	1	-	1	-	-	-	-	-	-	-	-	-
Kampong Speu	1	0	1	1	1	1	-	-	-	-	-	-	-	-	1	1	1	1	-	-
Kampong Thom	1	0	9	3	9	3	-	-	5	2	5	2	-	-	1	-	1	-	-	-
Kampot	2	0	17	2	17	2	-	-	-	-	-	-	-	-	11	-	11	-	-	-
Kandal	1	0	22	6	22	6	-	-	4	1	4	1	-	-	3	-	3	-	-	-
Kep	1	0	2	0	2	-	-	-	-	-	-	-	-	-	2	-	2	-	-	-
Koh Kong	1	0	16	3	16	3	-	-	3	-	3	-	-	-	7	1	7	1	-	-
Kratie	1	0	2	2	2	2	-	-	-	-	-	-	-	-	2	2	2	2	-	-
Mondul Kiri	1	0	2	0	2	-	-	-	-	-	-	-	-	-	2	-	2	-	-	-
Otdar Meanchey	1	0	0	0	-	-	-	-	-	-	-	-	-	-	-	-	-	-	-	-
Pailin	1	0	4	0	4	-	-	-	-	-	-	-	-	-	4	-	4	-	-	-
Phnom Penh	8	22	420	95	420	95	-	-	87	26	87	26	-	-	247	51	247	51	-	-
Preah Sihanouk	2	0	98	23	98	23	-	-	3	1	3	1	-	-	92	22	92	22	-	-
Preah Vihear	2	0	2	0	2	-	-	-	-	-	-	-	-	-	2	-	2	-	-	-
Prey Veng	1	0	18	4	18	4	-	-	5	1	5	1	-	-	13	3	13	3	-	-
Pursat	1	0	6	2	6	2	-	-	-	-	-	-	-	-	4	1	4	1	-	-
Ratanak Kiri	1	0	1	0	1	-	-	-	-	-	-	-	-	-	-	-	-	-	-	-
Siem Reap	2	0	49	16	49	16	-	-	6	-	6	-	-	-	37	15	37	15	-	-
Stung Treng	1	0	15	7	15	7	-	-	-	-	-	-	-	-	-	-	-	-	-	-
Svay Rieng	1	0	85	22	85	22	-	-	2	-	2	-	-	-	77	21	77	21	-	-
Takeo	1	0	5	0	5	-	-	-	-	-	-	-	-	-	4	-	4	-	-	-
Tbong Khmum	1	0	0	0	-	-	-	-	-	-	-	-	-	-	-	-	-	-	-	-
Whole Country	38	22	898	213	898	213	-	-	120	32	120	32	-	-	607	141	607	141	-	-

Table 8 F - Formal Student Age 40-44 by Province (MLVT Public Training Institutions and MLVT Registered Training Institutions)

Province	Number of institutions		Enrollment						Drop Out						Graduation					
			Grand Total		Public		Private		Grand Total		Public		Private		Grand Total		Public		Private	
	Public	Private	Total	Female	Total	Female	Total	Female	Total	Female	Total	Female	Total	Female	Total	Female	Total	Female	Private	Female
Banteay Meanchey	1	0	2	0	2	-	-	-	-	-	-	-	-	-	-	-	-	-	-	-
Battambang	3	0	55	4	55	4	-	-	1	-	1	-	-	-	46	4	46	4	-	-
Kampong Cham	1	0	23	14	23	14	-	-	3	1	3	1	-	-	20	13	20	13	-	-
Kampong Chhnang	1	0	4	1	4	1	-	-	2	-	2	-	-	-	-	-	-	-	-	-
Kampong Speu	1	0	1	0	1	-	-	-	-	-	-	-	-	-	-	-	-	-	-	-
Kampong Thom	1	0	4	0	4	-	-	-	-	-	-	-	-	-	-	-	-	-	-	-
Kampot	2	0	7	1	7	1	-	-	-	-	-	-	-	-	4	-	4	-	-	-
Kandal	1	0	10	3	10	3	-	-	1	-	1	-	-	-	-	-	-	-	-	-
Kep	1	0	0	0	-	-	-	-	-	-	-	-	-	-	-	-	-	-	-	-
Koh Kong	1	0	7	2	7	2	-	-	3	2	3	2	-	-	4	-	4	-	-	-
Kratie	1	0	3	2	3	2	-	-	-	-	-	-	-	-	3	2	3	2	-	-
Mondul Kiri	1	0	1	0	1	-	-	-	-	-	-	-	-	-	1	-	1	-	-	-
Otdar Meanchey	1	0	1	1	1	1	-	-	-	-	-	-	-	-	1	1	1	1	-	-
Pailin	1	0	0	0	-	-	-	-	-	-	-	-	-	-	-	-	-	-	-	-
Phnom Penh	8	22	273	88	273	88	-	-	41	12	41	12	-	-	167	55	167	55	-	-
Preah Sihanouk	2	0	58	22	58	22	-	-	-	-	-	-	-	-	55	22	55	22	-	-
Preah Vihear	2	0	2	0	2	-	-	-	1	-	1	-	-	-	1	-	1	-	-	-
Prey Veng	1	0	9	3	9	3	-	-	2	1	2	1	-	-	7	2	7	2	-	-
Pursat	1	0	3	1	3	1	-	-	-	-	-	-	-	-	3	1	3	1	-	-
Ratanak Kiri	1	0	0	0	-	-	-	-	-	-	-	-	-	-	-	-	-	-	-	-
Siem Reap	2	0	22	10	22	10	-	-	1	-	1	-	-	-	19	10	19	10	-	-
Stung Treng	1	0	1	1	1	1	-	-	-	-	-	-	-	-	-	-	-	-	-	-
Svay Rieng	1	0	28	6	28	6	-	-	2	1	2	1	-	-	25	5	25	5	-	-
Takeo	1	0	1	0	1	-	-	-	-	-	-	-	-	-	1	-	1	-	-	-
Tbong Khmum	1	0	0	0	-	-	-	-	-	-	-	-	-	-	-	-	-	-	-	-
Whole Country	38	22	515	159	515	159	-	-	57	17	57	17	-	-	357	115	357	115	-	-

Table 8 G - Formal Student Age 45-49 by Province (MLVT Public Institutions and MLVT Registered Institutions)

Province	Number of institutions		Enrollment						Drop Out						Graduation					
			Grand Total		Public		Private		Grand Total		Public		Private		Grand Total		Public		Private	
	Public	Private	Total	Female	Total	Female	Total	Female	Total	Female	Total	Female	Total	Female	Total	Female	Total	Female	Private	Female
Banteay Meanchey	1	0	0	0	-	-	-	-	-	-	-	-	-	-	-	-	-	-	-	-
Battambang	3	0	21	2	21	2	-	-	-	-	-	-	-	-	20	2	20	2	-	-
Kampong Cham	1	0	9	8	9	8	-	-	1	1	1	1	-	-	8	7	8	7	-	-
Kampong Chhnang	1	0	0	0	-	-	-	-	-	-	-	-	-	-	-	-	-	-	-	-
Kampong Speu	1	0	0	0	-	-	-	-	-	-	-	-	-	-	-	-	-	-	-	-
Kampong Thom	1	0	0	0	-	-	-	-	-	-	-	-	-	-	-	-	-	-	-	-
Kampot	2	0	2	0	2	-	-	-	1	-	1	-	-	-	1	-	1	-	-	-
Kandal	1	0	1	0	1	-	-	-	-	-	-	-	-	-	-	-	-	-	-	-
Kep	1	0	0	0	-	-	-	-	-	-	-	-	-	-	-	-	-	-	-	-
Koh Kong	1	0	1	0	1	-	-	-	-	-	-	-	-	-	1	-	1	-	-	-
Kratie	1	0	0	0	-	-	-	-	-	-	-	-	-	-	-	-	-	-	-	-
Mondul Kiri	1	0	0	0	-	-	-	-	-	-	-	-	-	-	-	-	-	-	-	-
Otdar Meanchey	1	0	0	0	-	-	-	-	-	-	-	-	-	-	-	-	-	-	-	-
Pailin	1	0	1	0	1	-	-	-	-	-	-	-	-	-	1	-	1	-	-	-
Phnom Penh	8	22	48	12	48	12	-	-	12	5	12	5	-	-	34	7	34	7	-	-
Preah Sihanouk	2	0	18	4	18	4	-	-	1	-	1	-	-	-	16	4	16	4	-	-
Preah Vihear	2	0	0	0	-	-	-	-	-	-	-	-	-	-	-	-	-	-	-	-
Prey Veng	1	0	5	4	5	4	-	-	-	-	-	-	-	-	5	4	5	4	-	-
Pursat	1	0	0	0	-	-	-	-	-	-	-	-	-	-	-	-	-	-	-	-
Ratanak Kiri	1	0	0	0	-	-	-	-	-	-	-	-	-	-	-	-	-	-	-	-
Siem Reap	2	0	2	1	2	1	-	-	-	-	-	-	-	-	2	1	2	1	-	-
Stung Treng	1	0	0	0	-	-	-	-	-	-	-	-	-	-	-	-	-	-	-	-
Svay Rieng	1	0	3	1	3	1	-	-	-	-	-	-	-	-	3	1	3	1	-	-
Takeo	1	0	0	0	-	-	-	-	-	-	-	-	-	-	-	-	-	-	-	-
Tbong Khmum	1	0	0	0	-	-	-	-	-	-	-	-	-	-	-	-	-	-	-	-
Whole Country	38	22	111	32	111	32	-	-	15	6	15	6	-	-	91	26	91	26	-	-

Table 8 H - Formal Student Age 50-54 by Province (MLVT Public Institutions and MLVT Registered Institutions)

Province	Number of institutions		Enrollment						Drop Out						Graduation					
			Grand Total		Public		Private		Grand Total		Public		Private		Grand Total		Public		Private	
	Public	Private	Total	Female	Total	Female	Total	Female	Total	Female	Total	Female	Total	Female	Total	Female	Total	Female	Private	Female
Banteay Meanchey	1	0	0	0	-	-	-	-	-	-	-	-	-	-	-	-	-	-	-	-
Battambang	3	0	3	0	3	-	-	-	-	-	-	-	-	-	3	-	3	-	-	-
Kampong Cham	1	0	9	6	9	6	-	-	-	-	-	-	-	-	9	6	9	6	-	-
Kampong Chhnang	1	0	0	0	-	-	-	-	-	-	-	-	-	-	-	-	-	-	-	-
Kampong Speu	1	0	0	0	-	-	-	-	-	-	-	-	-	-	-	-	-	-	-	-
Kampong Thom	1	0	0	0	-	-	-	-	-	-	-	-	-	-	-	-	-	-	-	-
Kampot	2	0	1	0	1	-	-	-	-	-	-	-	-	-	1	-	1	-	-	-
Kandal	1	0	3	3	3	3	-	-	-	-	-	-	-	-	-	-	-	-	-	-
Kep	1	0	0	0	-	-	-	-	-	-	-	-	-	-	-	-	-	-	-	-
Koh Kong	1	0	0	0	-	-	-	-	-	-	-	-	-	-	-	-	-	-	-	-
Kratie	1	0	0	0	-	-	-	-	-	-	-	-	-	-	-	-	-	-	-	-
Mondul Kiri	1	0	0	0	-	-	-	-	-	-	-	-	-	-	-	-	-	-	-	-
Otdar Meanchey	1	0	0	0	-	-	-	-	-	-	-	-	-	-	-	-	-	-	-	-
Pailin	1	0	0	0	-	-	-	-	-	-	-	-	-	-	-	-	-	-	-	-
Phnom Penh	8	22	25	7	25	7	-	-	5	2	5	2	-	-	19	5	19	5	-	-
Preah Sihanouk	2	0	10	6	10	6	-	-	1	-	1	-	-	-	9	6	9	6	-	-
Preah Vihear	2	0	0	0	-	-	-	-	-	-	-	-	-	-	-	-	-	-	-	-
Prey Veng	1	0	1	0	1	-	-	-	1	-	1	-	-	-	-	-	-	-	-	-
Pursat	1	0	1	0	1	-	-	-	-	-	-	-	-	-	1	-	1	-	-	-
Ratanak Kiri	1	0	0	0	-	-	-	-	-	-	-	-	-	-	-	-	-	-	-	-
Siem Reap	2	0	0	0	-	-	-	-	-	-	-	-	-	-	-	-	-	-	-	-
Stung Treng	1	0	0	0	-	-	-	-	-	-	-	-	-	-	-	-	-	-	-	-
Svay Rieng	1	0	1	0	1	-	-	-	-	-	-	-	-	-	1	-	1	-	-	-
Takeo	1	0	0	0	-	-	-	-	-	-	-	-	-	-	-	-	-	-	-	-
Tbong Khmum	1	0	0	0	-	-	-	-	-	-	-	-	-	-	-	-	-	-	-	-
Whole Country	38	22	54	22	54	22	-	-	7	2	7	2	-	-	43	17	43	17	-	-

Table 8 I - Formal Student Age 55-59 by Province (MLVT Public Institutions and MLVT Registered Institutions)

Province	Number of institutions		Enrollment						Drop Out						Graduation					
			Grand Total		Public		Private		Grand Total		Public		Private		Grand Total		Public		Private	
	Public	Private	Total	Female	Total	Female	Total	Female	Total	Female	Total	Female	Total	Female	Total	Female	Total	Female	Private	Female
Banteay Meanchey	1	0	0	0	-	-	-	-	-	-	-	-	-	-	-	-	-	-	-	-
Battambang	3	0	1	0	1	-	-	-	-	-	-	-	-	-	1	-	1	-	-	-
Kampong Cham	1	0	1	1	1	1	-	-	-	-	-	-	-	-	1	1	1	1	-	-
Kampong Chhnang	1	0	0	0	-	-	-	-	-	-	-	-	-	-	-	-	-	-	-	-
Kampong Speu	1	0	0	0	-	-	-	-	-	-	-	-	-	-	-	-	-	-	-	-
Kampong Thom	1	0	0	0	-	-	-	-	-	-	-	-	-	-	-	-	-	-	-	-
Kampot	2	0	1	0	1	-	-	-	-	-	-	-	-	-	1	-	1	-	-	-
Kandal	1	0	1	0	1	-	-	-	-	-	-	-	-	-	-	-	-	-	-	-
Kep	1	0	0	0	-	-	-	-	-	-	-	-	-	-	-	-	-	-	-	-
Koh Kong	1	0	0	0	-	-	-	-	-	-	-	-	-	-	-	-	-	-	-	-
Kratie	1	0	0	0	-	-	-	-	-	-	-	-	-	-	-	-	-	-	-	-
Mondul Kiri	1	0	0	0	-	-	-	-	-	-	-	-	-	-	-	-	-	-	-	-
Otdar Meanchey	1	0	0	0	-	-	-	-	-	-	-	-	-	-	-	-	-	-	-	-
Pailin	1	0	0	0	-	-	-	-	-	-	-	-	-	-	-	-	-	-	-	-
Phnom Penh	8	22	13	2	13	2	-	-	4	1	4	1	-	-	7	1	7	1	-	-
Preah Sihanouk	2	0	5	3	5	3	-	-	-	-	-	-	-	-	5	3	5	3	-	-
Preah Vihear	2	0	0	0	-	-	-	-	-	-	-	-	-	-	-	-	-	-	-	-
Prey Veng	1	0	1	0	1	-	-	-	-	-	-	-	-	-	1	-	1	-	-	-
Pursat	1	0	0	0	-	-	-	-	-	-	-	-	-	-	-	-	-	-	-	-
Ratanak Kiri	1	0	0	0	-	-	-	-	-	-	-	-	-	-	-	-	-	-	-	-
Siem Reap	2	0	0	0	-	-	-	-	-	-	-	-	-	-	-	-	-	-	-	-
Stung Treng	1	0	0	0	-	-	-	-	-	-	-	-	-	-	-	-	-	-	-	-
Svay Rieng	1	0	0	0	-	-	-	-	-	-	-	-	-	-	-	-	-	-	-	-
Takeo	1	0	0	0	-	-	-	-	-	-	-	-	-	-	-	-	-	-	-	-
Tbong Khmum	1	0	0	0	-	-	-	-	-	-	-	-	-	-	-	-	-	-	-	-
Whole Country	38	22	23	6	23	6	-	-	4	1	4	1	-	-	16	5	16	5	-	-

Table 8 J - Formal Student Age 60-64 by Province (MLVT Public Training Institutions and MLVT Registered Training Institutions)

Province	Number of institutions		Enrollment						Drop Out						Graduation					
			Grand Total		Public		Private		Grand Total		Public		Private		Grand Total		Public		Private	
	Public	Private	Total	Female	Total	Female	Total	Female	Total	Female	Total	Female	Total	Female	Total	Female	Total	Female	Private	Female
Banteay Meanchey	1	0	0	0	-	-	-	-	-	-	-	-	-	-	-	-	-	-	-	-
Battambang	3	0	0	0	-	-	-	-	-	-	-	-	-	-	-	-	-	-	-	-
Kampong Cham	1	0	0	0	-	-	-	-	-	-	-	-	-	-	-	-	-	-	-	-
Kampong Chhnang	1	0	0	0	-	-	-	-	-	-	-	-	-	-	-	-	-	-	-	-
Kampong Speu	1	0	1	0	1	-	-	-	1	-	1	-	-	-	-	-	-	-	-	-
Kampong Thom	1	0	0	0	-	-	-	-	-	-	-	-	-	-	-	-	-	-	-	-
Kampot	2	0	1	0	1	-	-	-	-	-	-	-	-	-	1	-	1	-	-	-
Kandal	1	0	0	0	-	-	-	-	-	-	-	-	-	-	-	-	-	-	-	-
Kep	1	0	0	0	-	-	-	-	-	-	-	-	-	-	-	-	-	-	-	-
Koh Kong	1	0	0	0	-	-	-	-	-	-	-	-	-	-	-	-	-	-	-	-
Kratie	1	0	0	0	-	-	-	-	-	-	-	-	-	-	-	-	-	-	-	-
Mondul Kiri	1	0	0	0	-	-	-	-	-	-	-	-	-	-	-	-	-	-	-	-
Otdar Meanchey	1	0	0	0	-	-	-	-	-	-	-	-	-	-	-	-	-	-	-	-
Pailin	1	0	0	0	-	-	-	-	-	-	-	-	-	-	-	-	-	-	-	-
Phnom Penh	8	22	6	2	6	2	-	-	2	1	2	1	-	-	4	1	4	1	-	-
Preah Sihanouk	2	0	3	2	3	2	-	-	-	-	-	-	-	-	3	2	3	2	-	-
Preah Vihear	2	0	0	0	-	-	-	-	-	-	-	-	-	-	-	-	-	-	-	-
Prey Veng	1	0	0	0	-	-	-	-	-	-	-	-	-	-	-	-	-	-	-	-
Pursat	1	0	0	0	-	-	-	-	-	-	-	-	-	-	-	-	-	-	-	-
Ratanak Kiri	1	0	0	0	-	-	-	-	-	-	-	-	-	-	-	-	-	-	-	-
Siem Reap	2	0	0	0	-	-	-	-	-	-	-	-	-	-	-	-	-	-	-	-
Stung Treng	1	0	0	0	-	-	-	-	-	-	-	-	-	-	-	-	-	-	-	-
Svay Rieng	1	0	0	0	-	-	-	-	-	-	-	-	-	-	-	-	-	-	-	-
Takeo	1	0	0	0	-	-	-	-	-	-	-	-	-	-	-	-	-	-	-	-
Tbong Khmum	1	0	0	0	-	-	-	-	-	-	-	-	-	-	-	-	-	-	-	-
Whole Country	38	22	11	4	11	4	-	-	3	1	3	1	-	-	8	3	8	3	-	-

Table 8 K - Formal Student Age 65-UP by Province (MLVT Public Training Institutions and MLVT Registered Training Institutions)

Province	Number of institutions		Enrollment						Drop Out						Graduation					
			Grand Total		Public		Private		Grand Total		Public		Private		Grand Total		Public		Private	
	Public	Private	Total	Female	Total	Female	Total	Female	Total	Female	Total	Female	Total	Female	Total	Female	Total	Female	Private	Female
Banteay Meanchey	1	0	0	0	-	-	-	-	-	-	-	-	-	-	-	-	-	-	-	-
Battambang	3	0	1	1	1	1	-	-	-	-	-	-	-	-	1	1	1	1	-	-
Kampong Cham	1	0	1	1	1	1	-	-	-	-	-	-	-	-	1	1	1	1	-	-
Kampong Chhnang	1	0	0	0	-	-	-	-	-	-	-	-	-	-	-	-	-	-	-	-
Kampong Speu	1	0	0	0	-	-	-	-	-	-	-	-	-	-	-	-	-	-	-	-
Kampong Thom	1	0	0	0	-	-	-	-	-	-	-	-	-	-	-	-	-	-	-	-
Kampot	2	0	0	0	-	-	-	-	-	-	-	-	-	-	-	-	-	-	-	-
Kandal	1	0	0	0	-	-	-	-	-	-	-	-	-	-	-	-	-	-	-	-
Kep	1	0	0	0	-	-	-	-	-	-	-	-	-	-	-	-	-	-	-	-
Koh Kong	1	0	0	0	-	-	-	-	-	-	-	-	-	-	-	-	-	-	-	-
Kratie	1	0	0	0	-	-	-	-	-	-	-	-	-	-	-	-	-	-	-	-
Mondul Kiri	1	0	0	0	-	-	-	-	-	-	-	-	-	-	-	-	-	-	-	-
Otdar Meanchey	1	0	0	0	-	-	-	-	-	-	-	-	-	-	-	-	-	-	-	-
Pailin	1	0	0	0	-	-	-	-	-	-	-	-	-	-	-	-	-	-	-	-
Phnom Penh	8	22	5	1	5	1	-	-	1	-	1	-	-	-	3	-	3	-	-	-
Preah Sihanouk	2	0	2	2	2	2	-	-	-	-	-	-	-	-	1	1	1	1	-	-
Preah Vihear	2	0	0	0	-	-	-	-	-	-	-	-	-	-	-	-	-	-	-	-
Prey Veng	1	0	0	0	-	-	-	-	-	-	-	-	-	-	-	-	-	-	-	-
Pursat	1	0	0	0	-	-	-	-	-	-	-	-	-	-	-	-	-	-	-	-
Ratanak Kiri	1	0	0	0	-	-	-	-	-	-	-	-	-	-	-	-	-	-	-	-
Siem Reap	2	0	0	0	-	-	-	-	-	-	-	-	-	-	-	-	-	-	-	-
Stung Treng	1	0	0	0	-	-	-	-	-	-	-	-	-	-	-	-	-	-	-	-
Svay Rieng	1	0	0	0	-	-	-	-	-	-	-	-	-	-	-	-	-	-	-	-
Takeo	1	0	0	0	-	-	-	-	-	-	-	-	-	-	-	-	-	-	-	-
Tbong Khmum	1	0	0	0	-	-	-	-	-	-	-	-	-	-	-	-	-	-	-	-
Whole Country	38	22	9	5	9	5	-	-	1	-	1	-	-	-	6	3	6	3	-	-

Table 9 - Students by MLVT Training Institutions

No.	Institution	Enrollment		Drop Out		Graduation	
		Total	Female	Total	Female	Total	Female
1	Banteay Meanchey Provincial Training Center	1,730	1,208	100	23	1,476	1,140
2	Battambang Institute of Technology	1,355	409	273	50	1,045	356
3	Beng Nimol Vocational Training School	467	212	18	12	449	200
4	CAMBODIA INDIA ENTREPRENEURSHIP DEVELOPMENT INSTITUTE	3,706	1,596	33	15	2,939	1,255
5	Cambodian Thai Skill Development Institute	1,020	170	84	19	680	110
6	Chantiers Ecoles de Formation Professionelle	1,368	360	266	49	682	240
7	Industrial Technical Institute	2,999	869	779	160	1,644	629
8	JVC Technical School & Workshop	220	10	0	0	220	10
9	Kampong Cham Provincial Training Center	1,031	576	208	95	823	481
10	Kandal Provincial Training Center	2,536	884	104	25	2,432	859
11	Kep Provincial Training Center	1,058	671	140	83	918	588
12	Koh Kong Provincial Training Center	1,271	545	55	34	1,066	439
13	Kompong Chhanng Provincial Training Center	1,507	694	155	49	1,322	638
14	Kompong Speu Provincial Training Center	525	146	90	27	351	100
15	Kompong Thom Provincial Training Center	955	565	109	65	640	386
16	Kratie Provincial Training Center	843	354	0	0	843	354
17	Mondulkiri Provincial Training Center	286	183	0	0	286	183
18	National Institute of Business	4,263	2,952	0	0	1,640	1,161
19	National Polytechnic Institute Of Cambodia	4,748	701	97	9	1,587	263
20	National Technical Training Institute	5,225	745	147	14	2,405	381

Table 9 - Students by MLVT Training Institutions

No.	Institution	Enrollment		Drop Out		Graduation	
21	National Vocation Institute of Battambang	1,377	554	0	0	1,321	538
22	Pailin Provincial Training Center	913	666	53	30	860	636
23	Polytechnic Institute of Preah Sihanouk	1,241	493	84	17	1,011	416
24	PREAH KOSSOMAK POLYTECHNIC INSTITUTE	4,645	923	344	52	1,559	217
25	Prear Vihea Provincial Training Center	387	189	27	9	360	180
26	PREASH SIHANOUK CAMBODIA CHINA FRIENDSHIP POLYTECHNIC INSTITUTE	1378	547	78	32	1021	400
27	Prey Veng Provincial Training Center	1205	595	147	81	1058	514
28	Provincial Training Center	484	438	0	0	484	438
29	Pursat Provincial Training Center	1884	793	0	0	1478	594
30	Ratanakiri Provincial Training Center	429	146	0	0	390	127
31	Regional Polytechnic Institute Techo Sen Battambang	3,004	1233	168	101	1882	778
32	Regional Polytechnic Institute Techo Sen Kampot	2,125	1093	2	1	901	324
33	Regional Polytechnic Institute Techo Sen Siem Reap	966	455	0	0	966	455
34	Regional Polytechnic Institute Techo Sen SvayRieng	1401	501	250	75	860	335
35	Regional Polytechnic Institute Techo Sen Takeo	968	410	70	38	665	233
36	Stung Treng Provincial Training Center	348	185	0	0	248	139
37	Tboung Khmum Provincial Training Center	879	447	138	50	735	395
38	Vocational Training Center of Preah Vihea Yalay	321	201	15	5	306	196
Whole Country		61,068	23,719	4,034	1,220	39,553	16,688

Table 10 A - Short Course Enrollment by Institution

No.	Institution	Enrollment		Drop Out		Graduation	
		Total	Female	Total	Female	Total	Female
1	Banteay Meanchey Provincial Training Center	1,244	1,071	-	-	1,244	1,071
2	Battambang Institute Of Technology	460	198	-	-	460	198
3	Beng Nimol Vocational Training School	385	177	-	-	385	177
4	Cambodia India Entrepreneurship Development Institute	420	190	-	-	420	190
5	Cambodian Thai Skill Development Institute	320	86	-	-	320	86
6	Chantiers Ecoles De Formation Professionelle	260	155	-	-	260	155
7	Industrial Technical Institute	180	5	-	-	180	5
8	Jvc Technical School & Workshop	0	0	-	-	0	0
9	Kampong Cham Provincial Training Center	325	154	-	-	325	154
10	Kandal Provincial Training Center	1,585	613	-	-	1,585	613
11	Kep Provincial Training Center	820	542	-	-	820	542
12	Koh Kong Provincial Training Center	465	173	-	-	465	173
13	Kompong Chhanng Provincial Training Center	647	343	-	-	647	343
14	Kompong Speu Provincial Training Center	175	41	-	-	175	41
15	Kompong Thom Provincial Training Center	533	350	-	-	533	350
16	Kratie Provincial Training Center	655	279	-	-	655	279
17	Mondulkiri Provincial Training Center	175	115	-	-	175	115
18	National Institute Of Business	0	0	-	-	0	0
19	National Polytechnic Institute Of Cambodia	0	0	-	-	0	0
20	National Technical Training Institute	0	0	-	-	0	0

Table 10 A - Short Course Enrollment by Institution

No.	Institution	Enrollment		Drop Out		Graduation	
		Total	Female	Total	Female	Total	Female
21	National Vocation Institute Of Battambang	942	435	-	-	942	435
22	Pailin Provincial Training Center	705	545	-	-	705	545
23	Polytechnic Institute Of Preah Sihanouk	460	178	-	-	460	178
24	Preah Kossomak Polytechnic Institute	0	0	-	-	0	0
25	Prear Vihea Provincial Training Center	280	166	-	-	280	166
26	Preash Sihanouk Cambodia China Friendship Polytechnic Institute	375	39	-	-	375	39
27	Prey Veng Provincial Training Center	900	438	-	-	900	438
28	Provincial Training Center	430	412	-	-	430	412
29	Pursat Provincial Training Center	805	326	-	-	805	326
30	Ratanakiri Provincial Training Center	274	65	-	-	274	65
31	Regional Polytechnic Institute Techo Sen Battambang	1,461	666	-	-	1,461	666
32	Regional Polytechnic Institute Techo Sen Kampot	435	134	-	-	435	134
33	Regional Polytechnic Institute Techo Sen Siem Reap	200	95	-	-	200	95
34	Regional Polytechnic Institute Techo Sen Svayrieng	370	175	-	-	370	175
35	Regional Polytechnic Institute Techo Sen Takeo	0	0	-	-	0	0
36	Stung Treng Provincial Training Center	206	114	-	-	206	114
37	Tboung Khmum Provincial Training Center	700	382	-	-	700	382
38	Vocational Training Center Of Preah Vihea Yalay	275	185	-	-	275	185
39	NGO and Private Training Providers	7,720	4,004	-	-	7,720	4,004
Whole Country		25,187	12,851	-	-	25,187	12,851

Table 10 B - C1 Enrollment by Institution

No.	Institution	Enrollment		Drop Out		Graduation	
		Total	Female	Total	Female	Total	Female
1	Banteay Meanchey Provincial Training Center	218	62	95	23	123	39
2	Battambang Institute Of Technology	188	64	30	1	158	63
3	Beng Nimol Vocational Training School	55	25	12	9	43	16
4	Cambodia India Entrepreneurship Development Institute	2,172	946	1	-	2,171	946
5	Cambodian Thai Skill Development Institute	197	26	65	17	132	9
6	Chantiers Ecoles De Formation Professionelle	258	71	-	-	258	71
7	Industrial Technical Institute	1,640	712	412	103	1,228	609
8	Jvc Technical School & Workshop	81	0	-	-	81	-
9	Kampong Cham Provincial Training Center	365	266	-	-	365	266
10	Kandal Provincial Training Center	793	237	41	7	752	230
11	Kep Provincial Training Center	151	94	113	67	38	27
12	Koh Kong Provincial Training Center	227	101	31	19	196	82
13	Kompong Chhannng Provincial Training Center	705	301	70	20	635	281
14	Kompong Speu Provincial Training Center	118	45	53	15	65	30
15	Kompong Thom Provincial Training Center	53	24	-	-	53	24
16	Kratie Provincial Training Center	85	31	-	-	85	31
17	Mondulkiri Provincial Training Center	63	41	-	-	63	41
18	National Institute Of Business	740	658	-	-	740	658
19	National Polytechnic Institute Of Cambodia	142	21	9	-	133	21
20	National Technical Training Institute	0	0	-	-	-	-

Table 10 B - C1 Enrollment by Institution

No.	Institution	Enrollment		Drop Out		Graduation	
		Total	Female	Total	Female	Total	Female
21	National Vocation Institute Of Battambang	131	44	-	-	131	44
22	Pailin Provincial Training Center	176	105	51	30	125	75
23	Polytechnic Institute Of Preah Sihanouk	441	204	19	4	422	200
24	Preah Kossomak Polytechnic Institute	31	0	2	-	29	-
25	Prear Vihea Provincial Training Center	86	21	25	9	61	12
26	Preash Sihanouk Cambodia China Friendship Polytechnic Institute	675	372	67	30	608	342
27	Prey Veng Provincial Training Center	217	120	116	65	101	55
28	Provincial Training Center	54	26	-	-	54	26
29	Pursat Provincial Training Center	475	165	-	-	475	165
30	Ratanakiri Provincial Training Center	116	62	-	-	116	62
31	Regional Polytechnic Institute Techo Sen Battambang	354	162	147	98	207	64
32	Regional Polytechnic Institute Techo Sen Kampot	94	43	-	-	94	43
33	Regional Polytechnic Institute Techo Sen Siem Reap	215	122	-	-	215	122
34	Regional Polytechnic Institute Techo Sen Svayrieng	507	187	120	40	387	147
35	Regional Polytechnic Institute Techo Sen Takeo	265	90	17	7	248	83
36	Stung Treng Provincial Training Center	42	25	-	-	42	25
37	Tboung Khmum Provincial Training Center	113	42	104	38	9	4
38	Vocational Training Center Of Preah Vihea Yalay	46	16	15	5	31	11
39	NGO and Private Training Providers	558	202	-	-	558	202
Whole Country		12,847	5,733	1,615	607	11,232	5,126

Table 10 C - C2 Enrollment by Institution

No.	Institution	Enrollment		Drop Out		Graduation	
		Total	Female	Total	Female	Total	Female
1	Banteay Meanchey Provincial Training Center	53	7	-	-	53	7
2	Battambang Institute Of Technology	102	5	38	1	64	4
3	Beng Nimol Vocational Training School	25	9	4	2	21	7
4	Cambodia India Entrepreneurship Development Institute	60	12	-	-	60	12
5	Cambodian Thai Skill Development Institute	56	1	4	-	52	1
6	Chantiers Ecoles De Formation Professionelle	40	3	-	-	40	3
7	Industrial Technical Institute	18	2	11	-	7	2
8	Jvc Technical School & Workshop	59	3	-	-	59	3
9	Kampong Cham Provincial Training Center	40	22	-	-	40	22
10	Kandal Provincial Training Center	29	0	-	-	29	-
11	Kep Provincial Training Center	76	34	27	16	49	18
12	Koh Kong Provincial Training Center	210	91	13	7	197	84
13	Kompong Chhanng Provincial Training Center	35	11	23	7	12	4
14	Kompong Speu Provincial Training Center	69	22	14	6	55	16
15	Kompong Thom Provincial Training Center	22	2	2	-	20	2
16	Kratie Provincial Training Center	41	23	-	-	41	23
17	Mondulkiri Provincial Training Center	9	7	-	-	9	7
18	National Institute Of Business	0	0	-	-	-	-
19	National Polytechnic Institute Of Cambodia	161	40	3	-	158	40
20	National Technical Training Institute	0	0	-	-	-	-

Table 10 C - C2 Enrollment by Institution

No.	Institution	Enrollment		Drop Out		Graduation	
		Total	Female	Total	Female	Total	Female
21	National Vocation Institute Of Battambang	110	42	-	-	110	42
22	Pailin Provincial Training Center	32	16	2	-	30	16
23	Polytechnic Institute Of Preah Sihanouk	26	6	-	-	26	6
24	Preah Kossomak Polytechnic Institute	37	4	14	2	23	2
25	Prear Vihea Provincial Training Center	21	2	2	-	19	2
26	Preash Sihanouk Cambodia China Friendship Polytechnic Institute	20	11	3	-	17	11
27	Prey Veng Provincial Training Center	24	2	4	1	20	1
28	Provincial Training Center	0	0	-	-	-	-
29	Pursat Provincial Training Center	0	0	-	-	-	-
30	Ratanakiri Provincial Training Center	0	0	-	-	-	-
31	Regional Polytechnic Institute Techo Sen Battambang	68	17	11	2	57	15
32	Regional Polytechnic Institute Techo Sen Kampot	104	54	-	-	104	54
33	Regional Polytechnic Institute Techo Sen Siem Reap	22	4	-	-	22	4
34	Regional Polytechnic Institute Techo Sen Svayrieng	37	0	30	-	7	-
35	Regional Polytechnic Institute Techo Sen Takeo	138	69	-	-	138	69
36	Stung Treng Provincial Training Center	0	0	-	-	-	-
37	Tboung Khmum Provincial Training Center	24	6	9	4	15	2
38	Vocational Training Center Of Preah Vihea Yalay	0	0	-	-	-	-
39	NGO and Private Training Providers	375	176	-	-	375	176
Whole Country		2,143	703	214	48	1,929	655

Table 10 D - C3 Enrollment by Institution

No.	Institution	Enrollment		Drop Out		Graduation	
		Total	Female	Total	Female	Total	Female
1	Banteay Meanchey Provincial Training Center	59	21	5	-	54	21
2	Battambang Institute Of Technology	28	9	6	2	22	7
3	Beng Nimol Vocational Training School	2	1	2	1	-	-
4	Cambodia India Entrepreneurship Development Institute	75	11	-	-	75	11
5	Cambodian Thai Skill Development Institute	47	1	1	-	46	1
6	Chantiers Ecoles De Formation Professionelle	31	3	-	-	31	3
7	Industrial Technical Institute	13	1	11	-	2	1
8	Jvc Technical School & Workshop	0	0	-	-	-	-
9	Kampong Cham Provincial Training Center	11	6	-	-	11	6
10	Kandal Provincial Training Center	22	11	2	1	20	10
11	Kep Provincial Training Center	0	0	-	-	-	-
12	Koh Kong Provincial Training Center	95	38	9	6	86	32
13	Kompong Chhanng Provincial Training Center	3	0	1	-	2	-
14	Kompong Speu Provincial Training Center	29	5	2	-	27	5
15	Kompong Thom Provincial Training Center	4	1	-	-	4	1
16	Kratie Provincial Training Center	11	2	-	-	11	2
17	Mondulkiri Provincial Training Center	0	0	-	-	-	-
18	National Institute Of Business	0	0	-	-	-	-
19	National Polytechnic Institute Of Cambodia	28	6	3	2	25	4
20	National Technical Training Institute	0	0	-	-	-	-

Table 10 D - C3 Enrollment by Institution

No.	Institution	Enrollment		Drop Out		Graduation	
		Total	Female	Total	Female	Total	Female
21	National Vocation Institute Of Battambang	19	0	-	-	19	-
22	Pailin Provincial Training Center	0	0	-	-	-	-
23	Polytechnic Institute Of Preah Sihanouk	28	14	-	-	28	14
24	Preah Kossomak Polytechnic Institute	32	2	-	-	32	2
25	Prear Vihea Provincial Training Center	0	0	-	-	-	-
26	Preash Sihanouk Cambodia China Friendship Polytechnic Institute	10	6	1	1	9	5
27	Prey Veng Provincial Training Center	24	9	5	2	19	7
28	Provincial Training Center	0	0	-	-	-	-
29	Pursat Provincial Training Center	16	3	-	-	16	3
30	Ratanakiri Provincial Training Center	0	0	-	-	-	-
31	Regional Polytechnic Institute Techo Sen Battambang	63	9	6	-	57	9
32	Regional Polytechnic Institute Techo Sen Kampot	0	0	-	-	-	-
33	Regional Polytechnic Institute Techo Sen Siem Reap	0	0	-	-	-	-
34	Regional Polytechnic Institute Techo Sen Svayrieng	14	0	4	-	10	-
35	Regional Polytechnic Institute Techo Sen Takeo	0	0	-	-	-	-
36	Stung Treng Provincial Training Center	0	0	-	-	-	-
37	Tboung Khmum Provincial Training Center	0	0	-	-	-	-
38	Vocational Training Center Of Preah Vihea Yalay	0	0	-	-	-	-
39	NGO and Private Training Providers	20	5	-	-	20	5
Whole Country		684	164	58	15	626	149

Table 10 E - Diploma Enrollment by Institution

No.	Institution	Enrollment		Drop Out		Graduation	
		Total	Female	Total	Female	Total	Female
1	Banteay Meanchey Provincial Training Center	94	26	-	-	2	2
2	Battambang Institute Of Technology	402	91	161	37	241	54
3	Beng Nimol Vocational Training School	0	0	-	-	-	-
4	Cambodia India Entrepreneurship Development Institute	310	107	22	9	62	21
5	Cambodian Thai Skill Development Institute	197	23	12	2	94	10
6	Chantiers Ecoles De Formation Professionelle	591	99	206	40	69	5
7	Industrial Technical Institute	821	80	288	48	178	11
8	Jvc Technical School & Workshop	80	7	-	-	80	7
9	Kampong Cham Provincial Training Center	123	56	58	26	65	30
10	Kandal Provincial Training Center	107	23	61	17	46	6
11	Kep Provincial Training Center	11	1	-	-	11	1
12	Koh Kong Provincial Training Center	274	142	2	2	122	68
13	Kompong Chhanng Provincial Training Center	117	39	61	22	26	10
14	Kompong Speu Provincial Training Center	134	33	21	6	29	8
15	Kompong Thom Provincial Training Center	68	31	24	16	30	9
16	Kratie Provincial Training Center	51	19	-	-	51	19
17	Mondulkiri Provincial Training Center	39	20	-	-	39	20
18	National Institute Of Business	414	208	-	-	392	200
19	National Polytechnic Institute Of Cambodia	770	178	45	6	546	113
20	National Technical Training Institute	862	59	-	-	366	2

Table 10 E - Diploma Enrollment by Institution

No.	Institution	Enrollment		Drop Out		Graduation	
		Total	Female	Total	Female	Total	Female
21	National Vocation Institute Of Battambang	127	30	-	-	71	14
22	Pailin Provincial Training Center	0	0	-	-	-	-
23	Polytechnic Institute Of Preah Sihanouk	112	25	30	5	29	5
24	Preah Kossomak Polytechnic Institute	1,746	182	253	35	948	64
25	Prear Vihea Provincial Training Center	0	0	-	-	-	-
26	Preash Sihanouk Cambodia China Friendship Polytechnic Institute	54	15	7	1	11	3
27	Prey Veng Provincial Training Center	40	26	22	13	18	13
28	Provincial Training Center	0	0	-	-	-	-
29	Pursat Provincial Training Center	323	174	-	-	181	99
30	Ratanakiri Provincial Training Center	39	19	-	-	-	-
31	Regional Polytechnic Institute Techo Sen Battambang	296	71	-	-	1	-
32	Regional Polytechnic Institute Techo Sen Kampot	295	31	1	-	164	22
33	Regional Polytechnic Institute Techo Sen Siem Reap	353	111	-	-	353	111
34	Regional Polytechnic Institute Techo Sen Svayrieng	379	118	95	35	66	12
35	Regional Polytechnic Institute Techo Sen Takeo	116	30	4	1	44	5
36	Stung Treng Provincial Training Center	100	46	-	-	-	-
37	Tboung Khmum Provincial Training Center	42	17	25	8	11	7
38	Vocational Training Center Of Preah Vihea Yalay	0	0	-	-	-	-
39	NGO and Private Training Providers	765	270	10	4	249	64
Whole Country		10,252	2,407	1,408	333	4,595	1,015

Table 10 F - Bachelor Enrollment by Institution

No.	Institution	Enrollment		Drop Out		Graduation	
		Total	Female	Total	Female	Total	Female
1	Banteay Meanchey Provincial Training Center	62	21	-	-	-	-
2	Battambang Institute Of Technology	175	42	38	9	100	30
3	Beng Nimol Vocational Training School	0	0	-	-	-	-
4	Cambodia India Entrepreneurship Development Institute	543	299	9	6	151	75
5	Cambodian Thai Skill Development Institute	203	33	2	-	36	3
6	Chantiers Ecoles De Formation Professionelle	188	29	60	9	24	3
7	Industrial Technical Institute	327	69	57	9	49	1
8	Jvc Technical School & Workshop	0	0	-	-	-	-
9	Kampong Cham Provincial Training Center	167	72	150	69	17	3
10	Kandal Provincial Training Center	0	0	-	-	-	-
11	Kep Provincial Training Center	0	0	-	-	-	-
12	Koh Kong Provincial Training Center	0	0	-	-	-	-
13	Kompong Chhanng Provincial Training Center	0	0	-	-	-	-
14	Kompong Speu Provincial Training Center	0	0	-	-	-	-
15	Kompong Thom Provincial Training Center	275	157	83	49	-	-
16	Kratie Provincial Training Center	0	0	-	-	-	-
17	Mondulkiri Provincial Training Center	0	0	-	-	-	-
18	National Institute Of Business	3,055	2,076	-	-	481	296
19	National Polytechnic Institute Of Cambodia	3,558	447	35	1	686	79
20	National Technical Training Institute	4,363	686	147	14	2,039	379

Table 10 F - Bachelor Enrollment by Institution

No.	Institution	Enrollment		Drop Out		Graduation	
		Total	Female	Total	Female	Total	Female
21	National Vocation Institute Of Battambang	48	3	-	-	48	3
22	Pailin Provincial Training Center	0	0	-	-	-	-
23	Polytechnic Institute Of Preah Sihanouk	174	66	35	8	46	13
24	Preah Kossomak Polytechnic Institute	2,799	735	75	15	527	149
25	Prear Vihea Provincial Training Center	0	0	-	-	-	-
26	Preash Sihanouk Cambodia China Friendship Polytechnic Institute	244	104	-	-	1	-
27	Prey Veng Provincial Training Center	0	0	-	-	-	-
28	Provincial Training Center	0	0	-	-	-	-
29	Pursat Provincial Training Center	265	125	-	-	1	1
30	Ratanakiri Provincial Training Center	0	0	-	-	-	-
31	Regional Polytechnic Institute Techo Sen Battambang	762	308	4	1	99	24
32	Regional Polytechnic Institute Techo Sen Kampot	1,197	831	1	1	104	71
33	Regional Polytechnic Institute Techo Sen Siem Reap	176	123	-	-	176	123
34	Regional Polytechnic Institute Techo Sen Svayrieng	94	21	1	-	20	1
35	Regional Polytechnic Institute Techo Sen Takeo	449	221	49	30	235	76
36	Stung Treng Provincial Training Center	0	0	-	-	-	-
37	Tboung Khmum Provincial Training Center	0	0	-	-	-	-
38	Vocational Training Center Of Preah Vihea Yalay	0	0	-	-	-	-
39	NGO and Private Training Providers	1,660	855	1	-	277	131
Whole Country		20,784	7,323	747	221	5,117	1,461

Table 10 G - Master Enrollment by Institution

No.	Institution	Enrollment		Drop Out		Graduation	
		Total	Female	Total	Female	Total	Female
1	Banteay Meanchey Provincial Training Center	0	0	-	-	0	0
2	Battambang Institute Of Technology	0	0	-	-	0	0
3	Beng Nimol Vocational Training School	0	0	-	-	0	0
4	Cambodia India Entrepreneurship Development Institute	126	31	1	-	0	0
5	Cambodian Thai Skill Development Institute	0	0	-	-	0	0
6	Chantiers Ecoles De Formation Professionelle	0	0	-	-	0	0
7	Industrial Technical Institute	0	0	-	-	0	0
8	Jvc Technical School & Workshop	0	0	-	-	0	0
9	Kampong Cham Provincial Training Center	0	0	-	-	0	0
10	Kandal Provincial Training Center	0	0	-	-	0	0
11	Kep Provincial Training Center	0	0	-	-	0	0
12	Koh Kong Provincial Training Center	0	0	-	-	0	0
13	Kompong Chhanng Provincial Training Center	0	0	-	-	0	0
14	Kompong Speu Provincial Training Center	0	0	-	-	0	0
15	Kompong Thom Provincial Training Center	0	0	-	-	0	0
16	Kratie Provincial Training Center	0	0	-	-	0	0
17	Mondulkiri Provincial Training Center	0	0	-	-	0	0
18	National Institute Of Business	54	10	-	-	27	7
19	National Polytechnic Institute Of Cambodia	89	9	2	-	39	6
20	National Technical Training Institute	0	0	-	-	0	0

Table 10 G - Master Enrollment by Institution

No.	Institution	Enrollment		Drop Out		Graduation	
		Total	Female	Total	Female	Total	Female
21	National Vocation Institute Of Battambang	0	0	-	-	0	0
22	Pailin Provincial Training Center	0	0	-	-	0	0
23	Polytechnic Institute Of Preah Sihanouk	0	0	-	-	0	0
24	Preah Kossomak Polytechnic Institute	0	0	-	-	0	0
25	Prear Vihea Provincial Training Center	0	0	-	-	0	0
26	Preash Sihanouk Cambodia China Friendship Polytechnic Institute	0	0	-	-	0	0
27	Prey Veng Provincial Training Center	0	0	-	-	0	0
28	Provincial Training Center	0	0	-	-	0	0
29	Pursat Provincial Training Center	0	0	-	-	0	0
30	Ratanakiri Provincial Training Center	0	0	-	-	0	0
31	Regional Polytechnic Institute Techo Sen Battambang	0	0	-	-	0	0
32	Regional Polytechnic Institute Techo Sen Kampot	0	0	-	-	0	0
33	Regional Polytechnic Institute Techo Sen Siem Reap	0	0	-	-	0	0
34	Regional Polytechnic Institute Techo Sen Svayrieng	0	0	-	-	0	0
35	Regional Polytechnic Institute Techo Sen Takeo	0	0	-	-	0	0
36	Stung Treng Provincial Training Center	0	0	-	-	0	0
37	Tboung Khmum Provincial Training Center	0	0	-	-	0	0
38	Vocational Training Center Of Preah Vihea Yalay	0	0	-	-	0	0
39	NGO and Private Training Providers	246	79	-	-	49	12
Whole Country		515	129	3	0	115	25

Table 10 H - PhD Enrollment by Institution

No.	Institution	Enrollment		Drop Out		Graduation	
		Total	Female	Total	Female	Total	Female
1	Banteay Meanchey Provincial Training Center	0	0	-	-	0	0
2	Battambang Institute Of Technology	0	0	-	-	0	0
3	Beng Nimol Vocational Training School	0	0	-	-	0	0
4	Cambodia India Entrepreneurship Development Institute	0	0	-	-	0	0
5	Cambodian Thai Skill Development Institute	0	0	-	-	0	0
6	Chantiers Ecoles De Formation Professionelle	0	0	-	-	0	0
7	Industrial Technical Institute	0	0	-	-	0	0
8	Jvc Technical School & Workshop	0	0	-	-	0	0
9	Kampong Cham Provincial Training Center	0	0	-	-	0	0
10	Kandal Provincial Training Center	0	0	-	-	0	0
11	Kep Provincial Training Center	0	0	-	-	0	0
12	Koh Kong Provincial Training Center	0	0	-	-	0	0
13	Kompong Chhanng Provincial Training Center	0	0	-	-	0	0
14	Kompong Speu Provincial Training Center	0	0	-	-	0	0
15	Kompong Thom Provincial Training Center	0	0	-	-	0	0
16	Kratie Provincial Training Center	0	0	-	-	0	0
17	Mondulkiri Provincial Training Center	0	0	-	-	0	0
18	National Institute Of Business	0	0	-	-	0	0
19	National Polytechnic Institute Of Cambodia	0	0	-	-	0	0
20	National Technical Training Institute	0	0	-	-	0	0

Table 10 H - PhD Enrollment by Institution

No.	Institution	Enrollment		Drop Out		Graduation	
		Total	Female	Total	Female	Total	Female
21	National Vocation Institute Of Battambang	0	0	-	-	0	0
22	Pailin Provincial Training Center	0	0	-	-	0	0
23	Polytechnic Institute Of Preah Sihanouk	0	0	-	-	0	0
24	Preah Kossomak Polytechnic Institute	0	0	-	-	0	0
25	Prear Vihea Provincial Training Center	0	0	-	-	0	0
26	Preash Sihanouk Cambodia China Friendship Polytechnic Institute	0	0	-	-	0	0
27	Prey Veng Provincial Training Center	0	0	-	-	0	0
28	Provincial Training Center	0	0	-	-	0	0
29	Pursat Provincial Training Center	0	0	-	-	0	0
30	Ratanakiri Provincial Training Center	0	0	-	-	0	0
31	Regional Polytechnic Institute Techo Sen Battambang	0	0	-	-	0	0
32	Regional Polytechnic Institute Techo Sen Kampot	0	0	-	-	0	0
33	Regional Polytechnic Institute Techo Sen Siem Reap	0	0	-	-	0	0
34	Regional Polytechnic Institute Techo Sen Svayrieng	0	0	-	-	0	0
35	Regional Polytechnic Institute Techo Sen Takeo	0	0	-	-	0	0
36	Stung Treng Provincial Training Center	0	0	-	-	0	0
37	Tboung Khmum Provincial Training Center	0	0	-	-	0	0
38	Vocational Training Center Of Preah Vihea Yalay	0	0	-	-	0	0
39	NGO and Private Training Providers	0	0	-	-	0	0
Whole Country		0	0	-	-	0	0

Table 11A - Non- Formal Student Age 15-19 by Institution

No.	Institution	Enrollment		Drop Out		Graduation	
		Total	Female	Total	Female	Total	Female
1	Banteay Meanchey Provincial Training Center	-	-	-	-	-	-
2	Battambang Institute Of Technology	-	-	-	-	-	-
3	Beng Nimol Vocational Training School	-	-	-	-	-	-
4	Cambodia India Entrepreneurship Development Institute	-	-	-	-	-	-
5	Cambodian Thai Skill Development Institute	-	-	-	-	-	-
6	Chantiers Ecoles De Formation Professionelle	-	-	-	-	-	-
7	Industrial Technical Institute	-	-	-	-	-	-
8	Jvc Technical School & Workshop	-	-	-	-	-	-
9	Kampong Cham Provincial Training Center	-	-	-	-	-	-
10	Kandal Provincial Training Center	-	-	-	-	-	-
11	Kep Provincial Training Center	-	-	-	-	-	-
12	Koh Kong Provincial Training Center	-	-	-	-	-	-
13	Kompong Chhannng Provincial Training Center	-	-	-	-	-	-
14	Kompong Speu Provincial Training Center	-	-	-	-	-	-
15	Kompong Thom Provincial Training Center	-	-	-	-	-	-
16	Kratie Provincial Training Center	-	-	-	-	-	-
17	Mondulkiri Provincial Training Center	-	-	-	-	-	-
18	National Institute Of Business	-	-	-	-	-	-
19	National Polytechnic Institute Of Cambodia	-	-	-	-	-	-
20	National Technical Training Institute	-	-	-	-	-	-
21	National Vocation Institute Of Battambang	-	-	-	-	-	-

Table 11A - Non- Formal Student Age 15-19 by Institution

No.	Institution	Enrollment		Drop Out		Graduation	
		Total	Female	Total	Female	Total	Female
22	Pailin Provincial Training Center	-	-	-	-	-	-
23	Polytechnic Institute Of Preah Sihanouk	-	-	-	-	-	-
24	Preah Kossomak Polytechnic Institute	-	-	-	-	-	-
25	Prear Vihea Provincial Training Center	-	-	-	-	-	-
26	Preash Sihanouk Cambodia China Friendship Polytechnic Institute	-	-	-	-	-	-
27	Prey Veng Provincial Training Center	-	-	-	-	-	-
28	Provincial Training Center	-	-	-	-	-	-
29	Pursat Provincial Training Center	-	-	-	-	-	-
30	Ratanakiri Provincial Training Center	-	-	-	-	-	-
31	Regional Polytechnic Institute Techo Sen Battambang	-	-	-	-	-	-
32	Regional Polytechnic Institute Techo Sen Kampot	-	-	-	-	-	-
33	Regional Polytechnic Institute Techo Sen Siem Reap	-	-	-	-	-	-
34	Regional Polytechnic Institute Techo Sen Svayrieng	-	-	-	-	-	-
35	Regional Polytechnic Institute Techo Sen Takeo	-	-	-	-	-	-
36	Stung Treng Provincial Training Center	-	-	-	-	-	-
37	Tboung Khmum Provincial Training Center	-	-	-	-	-	-
38	Vocational Training Center Of Preah Vihea Yalay	-	-	-	-	-	-
39	NGO and Private Training Providers	-	-	-	-	-	-
Whole Country		-	-	-	-	-	-

Table 11 B - Non- Formal Student Age 20-24 by Institution

No.	Institution	Enrollment		Drop Out		Graduation	
		Total	Female	Total	Female	Total	Female
1	Banteay Meanchey Provincial Training Center	785	679	0	0	785	679
2	Battambang Institute Of Technology	270	84	0	0	270	84
3	Beng Nimol Vocational Training School	137	79	0	0	137	79
4	Cambodia India Entrepreneurship Development Institute	192	90	0	0	192	90
5	Cambodian Thai Skill Development Institute	219	84	0	0	219	84
6	Chantiers Ecoles De Formation Professionelle	124	60	0	0	124	60
7	Industrial Technical Institute	66	3	0	0	66	3
8	Jvc Technical School & Workshop	0	0	0	0	0	0
9	Kampong Cham Provincial Training Center	119	45	0	0	119	45
10	Kandal Provincial Training Center	947	392	0	0	947	392
11	Kep Provincial Training Center	56	4	0	0	56	4
12	Koh Kong Provincial Training Center	152	76	0	0	152	76
13	Kompong Chhanng Provincial Training Center	188	98	0	0	188	98
14	Kompong Speu Provincial Training Center	110	26	0	0	110	26
15	Kompong Thom Provincial Training Center	275	170	0	0	275	170
16	Kratie Provincial Training Center	170	42	0	0	170	42
17	Mondulkiri Provincial Training Center	35	18	0	0	35	18
18	National Institute Of Business	0	0	0	0	0	0
19	National Polytechnic Institute Of Cambodia	0	0	0	0	0	0
20	National Technical Training Institute	0	0	0	0	0	0
21	National Vocation Institute Of Battambang	391	165	0	0	391	165

Table 11 B - Non- Formal Student Age 20-24 by Institution

No.	Institution	Enrollment		Drop Out		Graduation	
		Total	Female	Total	Female	Total	Female
22	Pailin Provincial Training Center	156	120	0	0	156	120
23	Polytechnic Institute Of Preah Sihanouk	87	54	0	0	87	54
24	Preah Kossomak Polytechnic Institute	0	0	0	0	0	0
25	Prear Vihea Provincial Training Center	70	47	0	0	70	47
26	Preash Sihanouk Cambodia China Friendship Polytechnic Institute	109	14	0	0	109	14
27	Prey Veng Provincial Training Center	188	69	0	0	188	69
28	Provincial Training Center	60	60	0	0	60	60
29	Pursat Provincial Training Center	211	85	0	0	211	85
30	Ratanakiri Provincial Training Center	105	30	0	0	105	30
31	Regional Polytechnic Institute Techo Sen Battambang	943	395	0	0	943	395
32	Regional Polytechnic Institute Techo Sen Kampot	249	103	0	0	249	103
33	Regional Polytechnic Institute Techo Sen Siem Reap	114	45	0	0	114	45
34	Regional Polytechnic Institute Techo Sen Svayrieng	58	10	0	0	58	10
35	Regional Polytechnic Institute Techo Sen Takeo	0	0	0	0	0	0
36	Stung Treng Provincial Training Center	81	50	0	0	81	50
37	Tboung Khmum Provincial Training Center	204	120	0	0	204	120
38	Vocational Training Center Of Preah Vihea Yalay	81	47	0	0	81	47
39	NGO and Private Training Providers	2,574	1,750	0	0	2,574	1,750
Whole Country		9,526	5,114	0	0	9,526	5,114

Table 11 C - Non- Formal Student Age 25-29 by Institution

No.	Institution	Enrollment		Drop Out		Graduation	
		Total	Female	Total	Female	Total	Female
1	Banteay Meanchey Provincial Training Center	55	39	0	0	55	39
2	Battambang Institute Of Technology	150	91	0	0	150	91
3	Beng Nimol Vocational Training School	106	2	0	0	106	2
4	Cambodia India Entrepreneurship Development Institute	74	35	0	0	74	35
5	Cambodian Thai Skill Development Institute	34	0	0	0	34	0
6	Chantiers Ecoles De Formation Professionelle	111	95	0	0	111	95
7	Industrial Technical Institute	31	0	0	0	31	0
8	Jvc Technical School & Workshop	0	0	0	0	0	0
9	Kampong Cham Provincial Training Center	14	3	0	0	14	3
10	Kandal Provincial Training Center	190	55	0	0	190	55
11	Kep Provincial Training Center	135	109	0	0	135	109
12	Koh Kong Provincial Training Center	119	28	0	0	119	28
13	Kompong Chhanng Provincial Training Center	96	39	0	0	96	39
14	Kompong Speu Provincial Training Center	8	1	0	0	8	1
15	Kompong Thom Provincial Training Center	258	180	0	0	258	180
16	Kratie Provincial Training Center	87	47	0	0	87	47
17	Mondulkiri Provincial Training Center	24	16	0	0	24	16
18	National Institute Of Business	0	0	0	0	0	0
19	National Polytechnic Institute Of Cambodia	0	0	0	0	0	0
20	National Technical Training Institute	0	0	0	0	0	0
21	National Vocation Institute Of Battambang	181	87	0	0	181	87

Table 11 C - Non- Formal Student Age 25-29 by Institution

No.	Institution	Enrollment		Drop Out		Graduation	
		Total	Female	Total	Female	Total	Female
22	Pailin Provincial Training Center	72	56	0	0	72	56
23	Polytechnic Institute Of Preah Sihanouk	68	20	0	0	68	20
24	Preah Kossomak Polytechnic Institute	0	0	0	0	0	0
25	Prear Vihea Provincial Training Center	51	29	0	0	51	29
26	Preash Sihanouk Cambodia China Friendship Polytechnic Institute	94	9	0	0	94	9
27	Prey Veng Provincial Training Center	64	20	0	0	64	20
28	Provincial Training Center	63	60	0	0	63	60
29	Pursat Provincial Training Center	123	40	0	0	123	40
30	Ratanakiri Provincial Training Center	58	6	0	0	58	6
31	Regional Polytechnic Institute Techo Sen Battambang	315	134	0	0	315	134
32	Regional Polytechnic Institute Techo Sen Kampot	116	30	0	0	116	30
33	Regional Polytechnic Institute Techo Sen Siem Reap	86	50	0	0	86	50
34	Regional Polytechnic Institute Techo Sen Svayrieng	18	1	0	0	18	1
35	Regional Polytechnic Institute Techo Sen Takeo	0	0	0	0	0	0
36	Stung Treng Provincial Training Center	39	23	0	0	39	23
37	Tboung Khmum Provincial Training Center	67	29	0	0	67	29
38	Vocational Training Center Of Preah Vihea Yalay	29	20	0	0	29	20
39	NGO and Private Training Providers	1,995	980	0	0	1,995	980
Whole Country		4,931	2,334	0	0	4,931	2,334

Table 11 D - Non- Formal Student Age 30-34 by Institution

No.	Institution	Enrollment		Drop Out		Graduation	
		Total	Female	Total	Female	Total	Female
1	Banteay Meanchey Provincial Training Center	78	66	0	0	78	66
2	Battambang Institute Of Technology	29	13	0	0	29	13
3	Beng Nimol Vocational Training School	17	10	0	0	17	10
4	Cambodia India Entrepreneurship Development Institute	103	44	0	0	103	44
5	Cambodian Thai Skill Development Institute	19	1	0	0	19	1
6	Chantiers Ecoles De Formation Professionelle	6	0	0	0	6	0
7	Industrial Technical Institute	32	1	0	0	32	1
8	Jvc Technical School & Workshop	0	0	0	0	0	0
9	Kampong Cham Provincial Training Center	27	11	0	0	27	11
10	Kandal Provincial Training Center	145	55	0	0	145	55
11	Kep Provincial Training Center	314	183	0	0	314	183
12	Koh Kong Provincial Training Center	65	17	0	0	65	17
13	Kompong Chhang Provincial Training Center	91	51	0	0	91	51
14	Kompong Speu Provincial Training Center	5	0	0	0	5	0
15	Kompong Thom Provincial Training Center	0	0	0	0	0	0
16	Kratie Provincial Training Center	113	60	0	0	113	60
17	Monduliri Provincial Training Center	24	21	0	0	24	21
18	National Institute Of Business	0	0	0	0	0	0
19	National Polytechnic Institute Of Cambodia	0	0	0	0	0	0
20	National Technical Training Institute	0	0	0	0	0	0
21	National Vocation Institute Of Battambang	77	31	0	0	77	31

Table 11 D - Non- Formal Student Age 30-34 by Institution

No.	Institution	Enrollment		Drop Out		Graduation	
		Total	Female	Total	Female	Total	Female
22	Pailin Provincial Training Center	155	132	0	0	155	132
23	Polytechnic Institute Of Preah Sihanouk	79	25	0	0	79	25
24	Preah Kossomak Polytechnic Institute	0	0	0	0	0	0
25	Prear Vihea Provincial Training Center	46	23	0	0	46	23
26	Preash Sihanouk Cambodia China Friendship Polytechnic Institute	65	4	0	0	65	4
27	Prey Veng Provincial Training Center	77	34	0	0	77	34
28	Provincial Training Center	74	71	0	0	74	71
29	Pursat Provincial Training Center	119	42	0	0	119	42
30	Ratanakiri Provincial Training Center	44	12	0	0	44	12
31	Regional Polytechnic Institute Techo Sen Battambang	61	40	0	0	61	40
32	Regional Polytechnic Institute Techo Sen Kampot	12	0	0	0	12	0
33	Regional Polytechnic Institute Techo Sen Siem Reap	0	0	0	0	0	0
34	Regional Polytechnic Institute Techo Sen Svayrieng	27	5	0	0	27	5
35	Regional Polytechnic Institute Techo Sen Takeo	0	0	0	0	0	0
36	Stung Treng Provincial Training Center	15	5	0	0	15	5
37	Tboung Khmum Provincial Training Center	86	36	0	0	86	36
38	Vocational Training Center Of Preah Vihea Yalay	41	34	0	0	41	34
39	NGO and Private Training Providers	2,113	950	0	0	2,113	950
Whole Country		4,159	1,977	0	0	4,159	1,977

Table 11 E - Non- Formal Student 35-39 by Institution

No.	Institution	Enrollment		Drop Out		Graduation	
		Total	Female	Total	Female	Total	Female
1	Banteay Meanchey Provincial Training Center	74	60	0	0	74	60
2	Battambang Institute Of Technology	11	10	0	0	11	10
3	Beng Nimol Vocational Training School	26	21	0	0	26	21
4	Cambodia India Entrepreneurship Development Institute	43	19	0	0	43	19
5	Cambodian Thai Skill Development Institute	23	0	0	0	23	0
6	Chantiers Ecoles De Formation Professionelle	8	0	0	0	8	0
7	Industrial Technical Institute	20	0	0	0	20	0
8	Jvc Technical School & Workshop	0	0	0	0	0	0
9	Kampong Cham Provincial Training Center	33	22	0	0	33	22
10	Kandal Provincial Training Center	142	53	0	0	142	53
11	Kep Provincial Training Center	188	141	0	0	188	141
12	Koh Kong Provincial Training Center	42	12	0	0	42	12
13	Kompong Chhanng Provincial Training Center	93	46	0	0	93	46
14	Kompong Speu Provincial Training Center	13	2	0	0	13	2
15	Kompong Thom Provincial Training Center	0	0	0	0	0	0
16	Kratie Provincial Training Center	72	35	0	0	72	35
17	Mondulkiri Provincial Training Center	22	11	0	0	22	11
18	National Institute Of Business	0	0	0	0	0	0
19	National Polytechnic Institute Of Cambodia	0	0	0	0	0	0
20	National Technical Training Institute	0	0	0	0	0	0
21	National Vocation Institute Of Battambang	76	32	0	0	76	32

Table 11 E - Non- Formal Student 35-39 by Institution

No.	Institution	Enrollment		Drop Out		Graduation	
		Total	Female	Total	Female	Total	Female
22	Pailin Provincial Training Center	117	91	0	0	117	91
23	Polytechnic Institute Of Preah Sihanouk	53	14	0	0	53	14
24	Preah Kossomak Polytechnic Institute	0	0	0	0	0	0
25	Prear Vihea Provincial Training Center	24	15	0	0	24	15
26	Preash Sihanouk Cambodia China Friendship Polytechnic Institute	54	5	0	0	54	5
27	Prey Veng Provincial Training Center	107	60	0	0	107	60
28	Provincial Training Center	41	38	0	0	41	38
29	Pursat Provincial Training Center	115	50	0	0	115	50
30	Ratanakiri Provincial Training Center	33	10	0	0	33	10
31	Regional Polytechnic Institute Techo Sen Battambang	49	25	0	0	49	25
32	Regional Polytechnic Institute Techo Sen Kampot	19	0	0	0	19	0
33	Regional Polytechnic Institute Techo Sen Siem Reap	0	0	0	0	0	0
34	Regional Polytechnic Institute Techo Sen Svayrieng	34	14	0	0	34	14
35	Regional Polytechnic Institute Techo Sen Takeo	0	0	0	0	0	0
36	Stung Treng Provincial Training Center	24	10	0	0	24	10
37	Tboung Khmum Provincial Training Center	67	33	0	0	67	33
38	Vocational Training Center Of Preah Vihea Yalay	36	24	0	0	36	24
39	NGO and Private Training Providers	1,038	324	0	0	1,038	324
Whole Country		2,697	1,177	0	0	2,697	1,177

Table 11 F - Non- Formal Student Age 40-44 by Institution

No.	Institution	Enrollment		Drop Out		Graduation	
		Total	Female	Total	Female	Total	Female
1	Banteay Meanchey Provincial Training Center	60	56	-	-	60	56
2	Battambang Institute Of Technology	0	0	-	-	-	-
3	Beng Nimol Vocational Training School	20	12	-	-	20	12
4	Cambodia India Entrepreneurship Development Institute	7	1	-	-	7	1
5	Cambodian Thai Skill Development Institute	18	0	-	-	18	-
6	Chantiers Ecoles De Formation Professionelle	8	0	-	-	8	-
7	Industrial Technical Institute	18	0	-	-	18	-
8	Jvc Technical School & Workshop	0	0	-	-	-	-
9	Kampong Cham Provincial Training Center	43	27	-	-	43	27
10	Kandal Provincial Training Center	107	38	-	-	107	38
11	Kep Provincial Training Center	127	105	-	-	127	105
12	Koh Kong Provincial Training Center	45	12	-	-	45	12
13	Kompong Chhannng Provincial Training Center	57	30	-	-	57	30
14	Kompong Speu Provincial Training Center	9	5	-	-	9	5
15	Kompong Thom Provincial Training Center	0	0	-	-	-	-
16	Kratie Provincial Training Center	88	42	-	-	88	42
17	Mondulkiri Provincial Training Center	20	16	-	-	20	16
18	National Institute Of Business	0	0	-	-	-	-
19	National Polytechnic Institute Of Cambodia	0	0	-	-	-	-
20	National Technical Training Institute	0	0	-	-	-	-
21	National Vocation Institute Of Battambang	69	28	-	-	69	28

Table 11 F - Non- Formal Student Age 40-44 by Institution

No.	Institution	Enrollment		Drop Out		Graduation	
		Total	Female	Total	Female	Total	Female
22	Pailin Provincial Training Center	92	71	-	-	92	71
23	Polytechnic Institute Of Preah Sihanouk	36	14	-	-	36	14
24	Preah Kossomak Polytechnic Institute	0	0	-	-	-	-
25	Prear Vihea Provincial Training Center	26	19	-	-	26	19
26	Preash Sihanouk Cambodia China Friendship Polytechnic Institute	31	4	-	-	31	4
27	Prey Veng Provincial Training Center	100	55	-	-	100	55
28	Provincial Training Center	49	48	-	-	49	48
29	Pursat Provincial Training Center	72	37	-	-	72	37
30	Ratanakiri Provincial Training Center	14	2	-	-	14	2
31	Regional Polytechnic Institute Techo Sen Battambang	26	18	-	-	26	18
32	Regional Polytechnic Institute Techo Sen Kampot	21	0	-	-	21	-
33	Regional Polytechnic Institute Techo Sen Siem Reap	0	0	-	-	-	-
34	Regional Polytechnic Institute Techo Sen Svayrieng	33	23	-	-	33	23
35	Regional Polytechnic Institute Techo Sen Takeo	0	0	-	-	-	-
36	Stung Treng Provincial Training Center	15	4	-	-	15	4
37	Tboung Khmum Provincial Training Center	79	51	-	-	79	51
38	Vocational Training Center Of Preah Vihea Yalay	35	24	-	-	35	24
39	NGO and Private Training Providers	0	0	-	-	-	-
Whole Country		1,325	742	0	0	1,325	742

Table 11 G - Non- Formal Student Age 45-49 by Institution

No.	Institution	Enrollment		Drop Out		Graduation	
		Total	Female	Total	Female	Total	Female
1	Banteay Meanchey Provincial Training Center	36	29	0	0	36	29
2	Battambang Institute Of Technology	0	0	0	0	0	0
3	Beng Nimol Vocational Training School	13	8	0	0	13	8
4	Cambodia India Entrepreneurship Development Institute	0	0	0	0	0	0
5	Cambodian Thai Skill Development Institute	4	0	0	0	4	0
6	Chantiers Ecoles De Formation Professionelle	3	0	0	0	3	0
7	Industrial Technical Institute	10	1	0	0	10	1
8	Jvc Technical School & Workshop	0	0	0	0	0	0
9	Kampong Cham Provincial Training Center	6	5	0	0	6	5
10	Kandal Provincial Training Center	28	8	0	0	28	8
11	Kep Provincial Training Center	0	0	0	0	0	0
12	Koh Kong Provincial Training Center	25	17	0	0	25	17
13	Kompong Chhannng Provincial Training Center	19	14	0	0	19	14
14	Kompong Speu Provincial Training Center	9	1	0	0	9	1
15	Kompong Thom Provincial Training Center	0	0	0	0	0	0
16	Kratie Provincial Training Center	50	23	0	0	50	23
17	Mondulkiri Provincial Training Center	17	12	0	0	17	12
18	National Institute Of Business	0	0	0	0	0	0
19	National Polytechnic Institute Of Cambodia	0	0	0	0	0	0
20	National Technical Training Institute	0	0	0	0	0	0
21	National Vocation Institute Of Battambang	39	24	0	0	39	24

Table 11 G - Non- Formal Student Age 45-49 by Institution

No.	Institution	Enrollment		Drop Out		Graduation	
		Total	Female	Total	Female	Total	Female
22	Pailin Provincial Training Center	21	14	0	0	21	14
23	Polytechnic Institute Of Preah Sihanouk	30	11	0	0	30	11
24	Preah Kossomak Polytechnic Institute	0	0	0	0	0	0
25	Prear Vihea Provincial Training Center	16	10	0	0	16	10
26	Preash Sihanouk Cambodia China Friendship Polytechnic Institute	10	2	0	0	10	2
27	Prey Veng Provincial Training Center	110	59	0	0	110	59
28	Provincial Training Center	22	22	0	0	22	22
29	Pursat Provincial Training Center	26	12	0	0	26	12
30	Ratanakiri Provincial Training Center	5	0	0	0	5	0
31	Regional Polytechnic Institute Techo Sen Battambang	16	13	0	0	16	13
32	Regional Polytechnic Institute Techo Sen Kampot	7	0	0	0	7	0
33	Regional Polytechnic Institute Techo Sen Siem Reap	0	0	0	0	0	0
34	Regional Polytechnic Institute Techo Sen Svayrieng	25	17	0	0	25	17
35	Regional Polytechnic Institute Techo Sen Takeo	0	0	0	0	0	0
36	Stung Treng Provincial Training Center	7	5	0	0	7	5
37	Tboung Khmum Provincial Training Center	59	35	0	0	59	35
38	Vocational Training Center Of Preah Vihea Yalay	8	7	0	0	8	7
39	NGO and Private Training Providers	0	0	0	0	0	0
Whole Country		621	349	0	0	621	349

Table 11 H - Non- Formal Student Age 50-54 by Institution

No.	Institution	Enrollment		Drop Out		Graduation	
		Total	Female	Total	Female	Total	Female
1	Banteay Meanchey Provincial Training Center	41	39	0	0	41	39
2	Battambang Institute Of Technology	0	0	0	0	0	0
3	Beng Nimol Vocational Training School	22	16	0	0	22	16
4	Cambodia India Entrepreneurship Development Institute	0	0	0	0	0	0
5	Cambodian Thai Skill Development Institute	0	0	0	0	0	0
6	Chantiers Ecoles De Formation Professionelle	0	0	0	0	0	0
7	Industrial Technical Institute	3	0	0	0	3	0
8	Jvc Technical School & Workshop	0	0	0	0	0	0
9	Kampong Cham Provincial Training Center	17	11	0	0	17	11
10	Kandal Provincial Training Center	19	9	0	0	19	9
11	Kep Provincial Training Center	0	0	0	0	0	0
12	Koh Kong Provincial Training Center	7	5	0	0	7	5
13	Kompong Chhang Provincial Training Center	32	22	0	0	32	22
14	Kompong Speu Provincial Training Center	8	3	0	0	8	3
15	Kompong Thom Provincial Training Center	0	0	0	0	0	0
16	Kratie Provincial Training Center	36	14	0	0	36	14
17	Monduliri Provincial Training Center	19	13	0	0	19	13
18	National Institute Of Business	0	0	0	0	0	0
19	National Polytechnic Institute Of Cambodia	0	0	0	0	0	0
20	National Technical Training Institute	0	0	0	0	0	0
21	National Vocation Institute Of Battambang	31	19	0	0	31	19

Table 11 H - Non- Formal Student Age 50-54 by Institution

No.	Institution	Enrollment		Drop Out		Graduation	
		Total	Female	Total	Female	Total	Female
22	Pailin Provincial Training Center	42	32	0	0	42	32
23	Polytechnic Institute Of Preah Sihanouk	32	11	0	0	32	11
24	Preah Kossomak Polytechnic Institute	0	0	0	0	0	0
25	Prear Vihea Provincial Training Center	19	10	0	0	19	10
26	Preash Sihanouk Cambodia China Friendship Polytechnic Institute	6	1	0	0	6	1
27	Prey Veng Provincial Training Center	89	46	0	0	89	46
28	Provincial Training Center	27	26	0	0	27	26
29	Pursat Provincial Training Center	40	18	0	0	40	18
30	Ratanakiri Provincial Training Center	5	1	0	0	5	1
31	Regional Polytechnic Institute Techo Sen Battambang	19	14	0	0	19	14
32	Regional Polytechnic Institute Techo Sen Kampot	7	1	0	0	7	1
33	Regional Polytechnic Institute Techo Sen Siem Reap	0	0	0	0	0	0
34	Regional Polytechnic Institute Techo Sen Svayrieng	49	32	0	0	49	32
35	Regional Polytechnic Institute Techo Sen Takeo	0	0	0	0	0	0
36	Stung Treng Provincial Training Center	7	2	0	0	7	2
37	Tboung Khmum Provincial Training Center	52	27	0	0	52	27
38	Vocational Training Center Of Preah Vihea Yalay	21	16	0	0	21	16
39	NGO and Private Training Providers	0	0	0	0	0	0
Whole Country		650	388	0	0	650	388

Table 11 I - Non- Formal Student Age 55-59 by Institution

No.	Institution	Enrollment		Drop Out		Graduation	
		Total	Female	Total	Female	Total	Female
1	Banteay Meanchey Provincial Training Center	54	49	0	0	54	49
2	Battambang Institute Of Technology	0	0	0	0	0	0
3	Beng Nimol Vocational Training School	13	9	0	0	13	9
4	Cambodia India Entrepreneurship Development Institute	0	0	0	0	0	0
5	Cambodian Thai Skill Development Institute	3	1	0	0	3	1
6	Chantiers Ecoles De Formation Professionelle	0	0	0	0	0	0
7	Industrial Technical Institute	0	0	0	0	0	0
8	Jvc Technical School & Workshop	0	0	0	0	0	0
9	Kampong Cham Provincial Training Center	14	8	0	0	14	8
10	Kandal Provincial Training Center	5	2	0	0	5	2
11	Kep Provincial Training Center	0	0	0	0	0	0
12	Koh Kong Provincial Training Center	7	3	0	0	7	3
13	Kompong Chhanng Provincial Training Center	23	13	0	0	23	13
14	Kompong Speu Provincial Training Center	0	0	0	0	0	0
15	Kompong Thom Provincial Training Center	0	0	0	0	0	0
16	Kratie Provincial Training Center	27	11	0	0	27	11
17	Mondulkiri Provincial Training Center	5	4	0	0	5	4
18	National Institute Of Business	0	0	0	0	0	0
19	National Polytechnic Institute Of Cambodia	0	0	0	0	0	0
20	National Technical Training Institute	0	0	0	0	0	0
21	National Vocation Institute Of Battambang	32	22	0	0	32	22

Table 11 I - Non- Formal Student Age 55-59 by Institution

No.	Institution	Enrollment		Drop Out		Graduation	
		Total	Female	Total	Female	Total	Female
22	Pailin Provincial Training Center	24	18	0	0	24	18
23	Polytechnic Institute Of Preah Sihanouk	29	14	0	0	29	14
24	Preah Kossomak Polytechnic Institute	0	0	0	0	0	0
25	Prear Vihea Provincial Training Center	13	7	0	0	13	7
26	Preash Sihanouk Cambodia China Friendship Polytechnic Institute	5	0	0	0	5	0
27	Prey Veng Provincial Training Center	55	37	0	0	55	37
28	Provincial Training Center	33	31	0	0	33	31
29	Pursat Provincial Training Center	38	17	0	0	38	17
30	Ratanakiri Provincial Training Center	3	2	0	0	3	2
31	Regional Polytechnic Institute Techo Sen Battambang	10	8	0	0	10	8
32	Regional Polytechnic Institute Techo Sen Kampot	3	0	0	0	3	0
33	Regional Polytechnic Institute Techo Sen Siem Reap	0	0	0	0	0	0
34	Regional Polytechnic Institute Techo Sen Svayrieng	39	24	0	0	39	24
35	Regional Polytechnic Institute Techo Sen Takeo	0	0	0	0	0	0
36	Stung Treng Provincial Training Center	6	4	0	0	6	4
37	Tboung Khmum Provincial Training Center	26	18	0	0	26	18
38	Vocational Training Center Of Preah Vihea Yalay	12	7	0	0	12	7
39	NGO and Private Training Providers	0	0	0	0	0	0
Whole Country		479	309	0	0	479	309

Table 11 J - Non- Formal Student 60-64 by Institution

No.	Institution	Enrollment		Drop Out		Graduation	
		Total	Female	Total	Female	Total	Female
1	Banteay Meanchey Provincial Training Center	34	31	0	0	34	31
2	Battambang Institute Of Technology	0	0	0	0	0	0
3	Beng Nimol Vocational Training School	12	8	0	0	12	8
4	Cambodia India Entrepreneurship Development Institute	1	1	0	0	1	1
5	Cambodian Thai Skill Development Institute	0	0	0	0	0	0
6	Chantiers Ecoles De Formation Professionelle	0	0	0	0	0	0
7	Industrial Technical Institute	0	0	0	0	0	0
8	Jvc Technical School & Workshop	0	0	0	0	0	0
9	Kampong Cham Provincial Training Center	18	8	0	0	18	8
10	Kandal Provincial Training Center	0	0	0	0	0	0
11	Kep Provincial Training Center	0	0	0	0	0	0
12	Koh Kong Provincial Training Center	3	3	0	0	3	3
13	Kompong Chhang Provincial Training Center	22	17	0	0	22	17
14	Kompong Speu Provincial Training Center	3	0	0	0	3	0
15	Kompong Thom Provincial Training Center	0	0	0	0	0	0
16	Kratie Provincial Training Center	6	4	0	0	6	4
17	Monduliri Provincial Training Center	8	3	0	0	8	3
18	National Institute Of Business	0	0	0	0	0	0
19	National Polytechnic Institute Of Cambodia	0	0	0	0	0	0
20	National Technical Training Institute	0	0	0	0	0	0
21	National Vocation Institute Of Battambang	22	13	0	0	22	13

Table 11 J - Non- Formal Student 60-64 by Institution

No.	Institution	Enrollment		Drop Out		Graduation	
		Total	Female	Total	Female	Total	Female
22	Pailin Provincial Training Center	15	6	0	0	15	6
23	Polytechnic Institute Of Preah Sihanouk	22	11	0	0	22	11
24	Preah Kossomak Polytechnic Institute	0	0	0	0	0	0
25	Prear Vihea Provincial Training Center	6	2	0	0	6	2
26	Preash Sihanouk Cambodia China Friendship Polytechnic Institute	1	0	0	0	1	0
27	Prey Veng Provincial Training Center	45	26	0	0	45	26
28	Provincial Training Center	34	30	0	0	34	30
29	Pursat Provincial Training Center	31	13	0	0	31	13
30	Ratanakiri Provincial Training Center	3	2	0	0	3	2
31	Regional Polytechnic Institute Techo Sen Battambang	8	7	0	0	8	7
32	Regional Polytechnic Institute Techo Sen Kampot	1	0	0	0	1	0
33	Regional Polytechnic Institute Techo Sen Siem Reap	0	0	0	0	0	0
34	Regional Polytechnic Institute Techo Sen Svayrieng	42	25	0	0	42	25
35	Regional Polytechnic Institute Techo Sen Takeo	0	0	0	0	0	0
36	Stung Treng Provincial Training Center	4	4	0	0	4	4
37	Tboung Khmum Provincial Training Center	29	19	0	0	29	19
38	Vocational Training Center Of Preah Vihea Yalay	7	4	0	0	7	4
39	NGO and Private Training Providers	0	0	0	0	0	0
Whole Country		377	237	0	0	377	237

Table 11 K - Non- Formal Student 65-UP by Institution

No.	Institution	Enrollment		Drop Out		Graduation	
		Total	Female	Total	Female	Total	Female
1	Banteay Meanchey Provincial Training Center	27	23	0	0	27	23
2	Battambang Institute Of Technology	0	0	0	0	0	0
3	Beng Nimol Vocational Training School	19	12	0	0	19	12
4	Cambodia India Entrepreneurship Development Institute	0	0	0	0	0	0
5	Cambodian Thai Skill Development Institute	0	0	0	0	0	0
6	Chantiers Ecoles De Formation Professionelle	0	0	0	0	0	0
7	Industrial Technical Institute	0	0	0	0	0	0
8	Jvc Technical School & Workshop	0	0	0	0	0	0
9	Kampong Cham Provincial Training Center	34	14	0	0	34	14
10	Kandal Provincial Training Center	2	1	0	0	2	1
11	Kep Provincial Training Center	0	0	0	0	0	0
12	Koh Kong Provincial Training Center	0	0	0	0	0	0
13	Kompong Chhannng Provincial Training Center	26	13	0	0	26	13
14	Kompong Speu Provincial Training Center	10	3	0	0	10	3
15	Kompong Thom Provincial Training Center	0	0	0	0	0	0
16	Kratie Provincial Training Center	6	1	0	0	6	1
17	Mondulkiri Provincial Training Center	1	1	0	0	1	1
18	National Institute Of Business	0	0	0	0	0	0
19	National Polytechnic Institute Of Cambodia	0	0	0	0	0	0
20	National Technical Training Institute	0	0	0	0	0	0
21	National Vocation Institute Of Battambang	24	14	0	0	24	14

Table 11 K - Non- Formal Student 65-UP by Institution

No.	Institution	Enrollment		Drop Out		Graduation	
		Total	Female	Total	Female	Total	Female
22	Pailin Provincial Training Center	11	5	0	0	11	5
23	Polytechnic Institute Of Preah Sihanouk	24	4	0	0	24	4
24	Preah Kossomak Polytechnic Institute	0	0	0	0	0	0
25	Prear Vihea Provincial Training Center	9	4	0	0	9	4
26	Preash Sihanouk Cambodia China Friendship Polytechnic Institute	0	0	0	0	0	0
27	Prey Veng Provincial Training Center	65	32	0	0	65	32
28	Provincial Training Center	27	26	0	0	27	26
29	Pursat Provincial Training Center	30	12	0	0	30	12
30	Ratanakiri Provincial Training Center	4	0	0	0	4	0
31	Regional Polytechnic Institute Techo Sen Battambang	14	12	0	0	14	12
32	Regional Polytechnic Institute Techo Sen Kampot	0	0	0	0	0	0
33	Regional Polytechnic Institute Techo Sen Siem Reap	0	0	0	0	0	0
34	Regional Polytechnic Institute Techo Sen Svayrieng	45	24	0	0	45	24
35	Regional Polytechnic Institute Techo Sen Takeo	0	0	0	0	0	0
36	Stung Treng Provincial Training Center	8	7	0	0	8	7
37	Tboung Khmum Provincial Training Center	31	14	0	0	31	14
38	Vocational Training Center Of Preah Vihea Yalay	5	2	0	0	5	2
39	NGO and Private Training Providers	0	0	0	0	0	0
Whole Country		422	224	0	0	422	224

Table 12 A - Formal Student Age 15-19 by Institution

No.	Institution	Enrollment		Drop Out		Graduation	
		Total	Female	Total	Female	Total	Female
1	Banteay Meanchey Provincial Training Center	0	0	0	0	0	0
2	Battambang Institute Of Technology	0	0	0	0	0	0
3	Beng Nimol Vocational Training School	0	0	0	0	0	0
4	Cambodia India Entrepreneurship Development Institute	0	0	0	0	0	0
5	Cambodian Thai Skill Development Institute	0	0	0	0	0	0
6	Chantiers Ecoles De Formation Professionelle	0	0	0	0	0	0
7	Industrial Technical Institute	0	0	0	0	0	0
8	Jvc Technical School & Workshop	0	0	0	0	0	0
9	Kampong Cham Provincial Training Center	0	0	0	0	0	0
10	Kandal Provincial Training Center	0	0	0	0	0	0
11	Kep Provincial Training Center	0	0	0	0	0	0
12	Koh Kong Provincial Training Center	0	0	0	0	0	0
13	Kompong Chhannng Provincial Training Center	0	0	0	0	0	0
14	Kompong Speu Provincial Training Center	0	0	0	0	0	0
15	Kompong Thom Provincial Training Center	0	0	0	0	0	0
16	Kratie Provincial Training Center	0	0	0	0	0	0
17	Mondulkiri Provincial Training Center	0	0	0	0	0	0
18	National Institute Of Business	0	0	0	0	0	0
19	National Polytechnic Institute Of Cambodia	0	0	0	0	0	0
20	National Technical Training Institute	0	0	0	0	0	0
21	National Vocation Institute Of Battambang	0	0	0	0	0	0

Table 12 A - Formal Student Age 15-19 by Institution

No.	Institution	Enrollment		Drop Out		Graduation	
		Total	Female	Total	Female	Total	Female
22	Pailin Provincial Training Center	0	0	0	0	0	0
23	Polytechnic Institute Of Preah Sihanouk	0	0	0	0	0	0
24	Preah Kossomak Polytechnic Institute	0	0	0	0	0	0
25	Prear Vihea Provincial Training Center	0	0	0	0	0	0
26	Preash Sihanouk Cambodia China Friendship Polytechnic Institute	0	0	0	0	0	0
27	Prey Veng Provincial Training Center	0	0	0	0	0	0
28	Provincial Training Center	0	0	0	0	0	0
29	Pursat Provincial Training Center	0	0	0	0	0	0
30	Ratanakiri Provincial Training Center	0	0	0	0	0	0
31	Regional Polytechnic Institute Techo Sen Battambang	0	0	0	0	0	0
32	Regional Polytechnic Institute Techo Sen Kampot	0	0	0	0	0	0
33	Regional Polytechnic Institute Techo Sen Siem Reap	0	0	0	0	0	0
34	Regional Polytechnic Institute Techo Sen Svayrieng	0	0	0	0	0	0
35	Regional Polytechnic Institute Techo Sen Takeo	0	0	0	0	0	0
36	Stung Treng Provincial Training Center	0	0	0	0	0	0
37	Tboung Khmum Provincial Training Center	0	0	0	0	0	0
38	Vocational Training Center Of Preah Vihea Yalay	0	0	0	0	0	0
39	NGO and Private Training Providers	0	0	0	0	0	0
Whole Country		0	0	0	0	0	0

Table 12 B - Formal Student Age 20-24 by Institution

No.	Institution	Enrollment		Drop Out		Graduation	
		Total	Female	Total	Female	Total	Female
1	Banteay Meanchey Provincial Training Center	412	130	80	23	221	69
2	Battambang Institute Of Technology	781	197	221	46	517	147
3	Beng Nimol Vocational Training School	77	35	16	12	60	23
4	Cambodia India Entrepreneurship Development Institute	2,781	1,311	23	13	2221	1041
5	Cambodian Thai Skill Development Institute	458	75	52	19	156	17
6	Chantiers Ecoles De Formation Professionelle	869	179	144	33	343	83
7	Industrial Technical Institute	1,864	548	55	0	956	409
8	Jvc Technical School & Workshop	207	10	0	0	207	10
9	Kampong Cham Provincial Training Center	478	287	88	57	330	211
10	Kandal Provincial Training Center	858	250	23	5	835	245
11	Kep Provincial Training Center	234	129	140	83	94	46
12	Koh Kong Provincial Training Center	683	333	31	26	541	251
13	Kompong Chhannng Provincial Training Center	825	349	119	47	671	295
14	Kompong Speu Provincial Training Center	336	104	82	27	171	58
15	Kompong Thom Provincial Training Center	355	190	83	57	96	34
16	Kratie Provincial Training Center	161	65	0	0	161	65
17	Mondulkiri Provincial Training Center	93	63	0	0	93	63
18	National Institute Of Business	3,910	2,794	0	0	1,474	1,080
19	National Polytechnic Institute Of Cambodia	4,291	656	61	9	1353	234
20	National Technical Training Institute	4,868	725	131	14	2,384	378
21	National Vocation Institute Of Battambang	185	79	0	0	148	63

Table 12 B - Formal Student Age 20-24 by Institution

No.	Institution	Enrollment		Drop Out		Graduation	
		Total	Female	Total	Female	Total	Female
22	Pailin Provincial Training Center	195	120	51	28	143	91
23	Polytechnic Institute Of Preah Sihanouk	432	213	32	11	267	147
24	Preah Kossomak Polytechnic Institute	3,909	823	222	44	1,175	164
25	Prear Vihea Provincial Training Center	83	19	23	9	58	10
26	Preash Sihanouk Cambodia China Friendship Polytechnic Institute	624	374	36	20	313	238
27	Prey Veng Provincial Training Center	241	139	113	75	111	61
28	Provincial Training Center	48	23	0	0	48	23
29	Pursat Provincial Training Center	1,019	446	0	0	637	255
30	Ratanakiri Provincial Training Center	139	74	0	0	110	59
31	Regional Polytechnic Institute Techo Sen Battambang	1,305	511	156	99	337	97
32	Regional Polytechnic Institute Techo Sen Kampot	1,531	902	2	1	403	175
33	Regional Polytechnic Institute Techo Sen Siem Reap	616	282	0	0	616	282
34	Regional Polytechnic Institute Techo Sen Svayrieng	608	192	172	55	156	45
35	Regional Polytechnic Institute Techo Sen Takeo	939	404	64	38	652	232
36	Stung Treng Provincial Training Center	81	45	0	0	42	25
37	Tboung Khmum Provincial Training Center	165	64	118	48	33	13
38	Vocational Training Center Of Preah Vihea Yalay	44	16	11	5	31	11
39	NGO and Private Training Providers	3,559	1,574	5	3	1491	581
Whole Country		40,264	14,730	2,354	907	19,655	7,331

Table 12 C - Formal Student Age 25-29 by Institution

No.	Institution	Enrollment		Drop Out		Graduation	
		Total	Female	Total	Female	Total	Female
1	Banteay Meanchey Provincial Training Center	40	5	10	0	8	0
2	Battambang Institute Of Technology	78	12	46	4	44	9
3	Beng Nimol Vocational Training School	1	0	0	0	1	0
4	Cambodia India Entrepreneurship Development Institute	201	34	6	2	149	17
5	Cambodian Thai Skill Development Institute	88	6	12	0	64	4
6	Chantiers Ecoles De Formation Professionelle	132	16	60	8	39	2
7	Industrial Technical Institute	318	69	280	16	117	42
8	Jvc Technical School & Workshop	5	0	0	0	5	0
9	Kampong Cham Provincial Training Center	84	44	58	20	55	34
10	Kandal Provincial Training Center	35	8	30	6	5	1
11	Kep Provincial Training Center	2	0	0	0	2	0
12	Koh Kong Provincial Training Center	79	29	8	4	38	12
13	Kompong Chhannng Provincial Training Center	19	1	24	2	2	0
14	Kompong Speu Provincial Training Center	8	0	4	0	2	0
15	Kompong Thom Provincial Training Center	40	17	14	4	6	0
16	Kratie Provincial Training Center	15	4	0	0	15	4
17	Mondulkiri Provincial Training Center	10	2	0	0	10	2
18	National Institute Of Business	277	137	0	0	140	77
19	National Polytechnic Institute Of Cambodia	360	36	30	0	190	24
20	National Technical Training Institute	317	17	14	0	19	3
21	National Vocation Institute Of Battambang	77	21	0	0	72	21

Table 12 C - Formal Student Age 25-29 by Institution

No.	Institution	Enrollment		Drop Out		Graduation	
		Total	Female	Total	Female	Total	Female
22	Pailin Provincial Training Center	7	1	2	2	6	0
23	Polytechnic Institute Of Preah Sihanouk	184	57	34	2	136	50
24	Preah Kossomak Polytechnic Institute	571	81	90	6	287	42
25	Prear Vihea Provincial Training Center	11	3	0	0	11	3
26	Preash Sihanouk Cambodia China Friendship Polytechnic Institute	160	60	24	10	128	50
27	Prey Veng Provincial Training Center	17	5	12	2	11	4
28	Provincial Training Center	3	1	0	0	3	1
29	Pursat Provincial Training Center	39	16	0	0	20	9
30	Ratanakiri Provincial Training Center	14	6	0	0	5	2
31	Regional Polytechnic Institute Techo Sen Battambang	185	51	10	2	59	13
32	Regional Polytechnic Institute Techo Sen Kampot	107	44	0	0	36	13
33	Regional Polytechnic Institute Techo Sen Siem Reap	69	29	0	0	69	29
34	Regional Polytechnic Institute Techo Sen Svayrieng	183	71	42	18	127	55
35	Regional Polytechnic Institute Techo Sen Takeo	18	4	4	0	6	0
36	Stung Treng Provincial Training Center	25	7	0	0	0	0
37	Tboung Khmum Provincial Training Center	10	0	12	0	2	0
38	Vocational Training Center Of Preah Vihea Yalay	0	0	0	0	0	0
39	NGO and Private Training Providers	60	11	5	1	35	8
Whole Country		3,849	905	831	109	1,924	531

Table 12 D - Formal Student Age 30-34 by Institution

No.	Institution	Enrollment		Drop Out		Graduation	
		Total	Female	Total	Female	Total	Female
1	Banteay Meanchey Provincial Training Center	28	2	10	0	2	0
2	Battambang Institute Of Technology	21	2	4	0	15	2
3	Beng Nimol Vocational Training School	1	0	0	0	1	0
4	Cambodia India Entrepreneurship Development Institute	167	31	4	0	88	5
5	Cambodian Thai Skill Development Institute	56	1	4	0	53	1
6	Chantiers Ecoles De Formation Professionelle	75	9	48	8	23	0
7	Industrial Technical Institute	235	92	176	52	135	64
8	Jvc Technical School & Workshop	6	0	0	0	6	0
9	Kampong Cham Provincial Training Center	75	44	46	12	52	38
10	Kandal Provincial Training Center	21	1	17	1	4	0
11	Kep Provincial Training Center	0	0	0	0	0	0
12	Koh Kong Provincial Training Center	20	5	4	0	10	2
13	Kompong Chhannng Provincial Training Center	7	0	6	0	2	0
14	Kompong Speu Provincial Training Center	3	0	2	0	2	0
15	Kompong Thom Provincial Training Center	14	5	2	0	4	2
16	Kratie Provincial Training Center	7	2	0	0	7	2
17	Mondulkiri Provincial Training Center	5	3	0	0	5	3
18	National Institute Of Business	46	9	0	0	16	3
19	National Polytechnic Institute Of Cambodia	69	8	4	0	30	4
20	National Technical Training Institute	27	3	2	0	2	0
21	National Vocation Institute Of Battambang	45	6	0	0	39	6

Table 12 D - Formal Student Age 30-34 by Institution

No.	Institution	Enrollment		Drop Out		Graduation	
		Total	Female	Total	Female	Total	Female
22	Pailin Provincial Training Center	1	0	0	0	1	0
23	Polytechnic Institute Of Preah Sihanouk	96	27	16	4	86	24
24	Preah Kossomak Polytechnic Institute	85	12	14	0	46	6
25	Prear Vihea Provincial Training Center	9	1	2	0	8	1
26	Preash Sihanouk Cambodia China Friendship Polytechnic Institute	94	30	10	0	86	30
27	Prey Veng Provincial Training Center	13	2	6	0	10	2
28	Provincial Training Center	2	1	0	0	2	1
29	Pursat Provincial Training Center	11	2	0	0	8	2
30	Ratanakiri Provincial Training Center	1	1	0	0	1	1
31	Regional Polytechnic Institute Techo Sen Battambang	26	1	2	0	8	0
32	Regional Polytechnic Institute Techo Sen Kampot	26	10	0	0	10	2
33	Regional Polytechnic Institute Techo Sen Siem Reap	40	23	0	0	40	23
34	Regional Polytechnic Institute Techo Sen Svayrieng	123	34	28	0	101	33
35	Regional Polytechnic Institute Techo Sen Takeo	5	2	2	0	2	1
36	Stung Treng Provincial Training Center	20	11	0	0	0	0
37	Tboung Khmum Provincial Training Center	4	1	8	2	0	0
38	Vocational Training Center Of Preah Vihea Yalay	2	0	4	0	0	0
39	NGO and Private Training Providers	5	2	1	0	2	1
Whole Country		1,491	383	422	79	907	259

Table 12 E - Formal Student Age 35-39 by Institution

No.	Institution	Enrollment		Drop Out		Graduation	
		Total	Female	Total	Female	Total	Female
1	Banteay Meanchey Provincial Training Center	4	0	0	0	1	0
2	Battambang Institute Of Technology	12	0	0	0	8	0
3	Beng Nimol Vocational Training School	2	0	0	0	2	0
4	Cambodia India Entrepreneurship Development Institute	87	16	0	0	43	1
5	Cambodian Thai Skill Development Institute	44	0	8	0	38	0
6	Chantiers Ecoles De Formation Professionelle	23	1	12	0	11	0
7	Industrial Technical Institute	205	72	152	52	123	46
8	Jvc Technical School & Workshop	2	0	0	0	2	0
9	Kampong Cham Provincial Training Center	26	17	8	2	22	16
10	Kandal Provincial Training Center	22	6	19	6	3	0
11	Kep Provincial Training Center	2	0	0	0	2	0
12	Koh Kong Provincial Training Center	16	3	6	0	7	1
13	Kompong Chhanng Provincial Training Center	5	0	2	0	0	0
14	Kompong Speu Provincial Training Center	1	1	0	0	1	1
15	Kompong Thom Provincial Training Center	9	3	10	4	1	0
16	Kratie Provincial Training Center	2	2	0	0	2	2
17	Mondulkiri Provincial Training Center	2	0	0	0	2	0
18	National Institute Of Business	14	2	0	0	6	0
19	National Polytechnic Institute Of Cambodia	15	1	0	0	8	1
20	National Technical Training Institute	8	0	0	0	0	0
21	National Vocation Institute Of Battambang	62	7	0	0	58	7

Table 12 E - Formal Student Age 35-39 by Institution

No.	Institution	Enrollment		Drop Out		Graduation	
		Total	Female	Total	Female	Total	Female
22	Pailin Provincial Training Center	4	0	0	0	4	0
23	Polytechnic Institute Of Preah Sihanouk	37	10	0	0	36	10
24	Preah Kossomak Polytechnic Institute	45	4	14	0	27	3
25	Prear Vihea Provincial Training Center	2	0	0	0	2	0
26	Preash Sihanouk Cambodia China Friendship Polytechnic Institute	61	13	6	2	56	12
27	Prey Veng Provincial Training Center	18	4	10	2	13	3
28	Provincial Training Center	0	0	0	0	0	0
29	Pursat Provincial Training Center	6	2	0	0	4	1
30	Ratanakiri Provincial Training Center	1	0	0	0	0	0
31	Regional Polytechnic Institute Techo Sen Battambang	15	3	0	0	9	1
32	Regional Polytechnic Institute Techo Sen Kampot	15	2	0	0	9	0
33	Regional Polytechnic Institute Techo Sen Siem Reap	26	15	0	0	26	15
34	Regional Polytechnic Institute Techo Sen Svayrieng	85	22	4	0	77	21
35	Regional Polytechnic Institute Techo Sen Takeo	5	0	0	0	4	0
36	Stung Treng Provincial Training Center	15	7	0	0	0	0
37	Tboung Khmum Provincial Training Center	0	0	0	0	0	0
38	Vocational Training Center Of Preah Vihea Yalay	0	0	0	0	0	0
39	NGO and Private Training Providers	0	0	0	0	0	0
Whole Country		898	213	251	68	607	141

Table 12 F - Formal Student Age 40-44 by Institution

No.	Institution	Enrollment		Drop Out		Graduation	
		Total	Female	Total	Female	Total	Female
1	Banteay Meanchey Provincial Training Center	2	0	0	0	0	0
2	Battambang Institute Of Technology	3	0	2	0	1	0
3	Beng Nimol Vocational Training School	0	0	0	0	0	0
4	Cambodia India Entrepreneurship Development Institute	48	14	0	0	18	1
5	Cambodian Thai Skill Development Institute	37	2	8	0	32	2
6	Chantiers Ecoles De Formation Professionelle	9	0	2	0	6	0
7	Industrial Technical Institute	133	60	68	22	93	49
8	Jvc Technical School & Workshop	0	0	0	0	0	0
9	Kampong Cham Provincial Training Center	23	14	6	2	20	13
10	Kandal Provincial Training Center	10	3	10	3	0	0
11	Kep Provincial Training Center	0	0	0	0	0	0
12	Koh Kong Provincial Training Center	7	2	6	4	4	0
13	Kompong Chhannng Provincial Training Center	4	1	4	0	0	0
14	Kompong Speu Provincial Training Center	1	0	0	0	0	0
15	Kompong Thom Provincial Training Center	4	0	0	0	0	0
16	Kratie Provincial Training Center	3	2	0	0	3	2
17	Mondulkiri Provincial Training Center	1	0	0	0	1	0
18	National Institute Of Business	14	9	0	0	4	1
19	National Polytechnic Institute Of Cambodia	10	0	2	0	5	0
20	National Technical Training Institute	5	0	0	0	0	0
21	National Vocation Institute Of Battambang	42	3	0	0	39	3

Table 12 F - Formal Student Age 40-44 by Institution

No.	Institution	Enrollment		Drop Out		Graduation	
		Total	Female	Total	Female	Total	Female
22	Pailin Provincial Training Center	0	0	0	0	0	0
23	Polytechnic Institute Of Preah Sihanouk	25	5	0	0	22	5
24	Preah Kossomak Polytechnic Institute	26	3	4	2	15	2
25	Prear Vihea Provincial Training Center	2	0	2	0	1	0
26	Preash Sihanouk Cambodia China Friendship Polytechnic Institute	33	17	0	0	33	17
27	Prey Veng Provincial Training Center	9	3	4	2	7	2
28	Provincial Training Center	1	1	0	0	1	1
29	Pursat Provincial Training Center	3	1	0	0	3	1
30	Ratanakiri Provincial Training Center	0	0	0	0	0	0
31	Regional Polytechnic Institute Techo Sen Battambang	10	1	0	0	6	1
32	Regional Polytechnic Institute Techo Sen Kampot	7	1	0	0	4	0
33	Regional Polytechnic Institute Techo Sen Siem Reap	13	10	0	0	13	10
34	Regional Polytechnic Institute Techo Sen Svayrieng	28	6	4	2	25	5
35	Regional Polytechnic Institute Techo Sen Takeo	1	0	0	0	1	0
36	Stung Treng Provincial Training Center	1	1	0	0	0	0
37	Tboung Khmum Provincial Training Center	0	0	0	0	0	0
38	Vocational Training Center Of Preah Vihea Yalay	0	0	0	0	0	0
39	NGO and Private Training Providers	0	0	0	0	0	0
Whole Country		515	159	122	37	357	115

Table 12 G - Formal Student Age 45-49 by Institution

No.	Institution	Enrollment		Drop Out		Graduation	
		Total	Female	Total	Female	Total	Female
1	Banteay Meanchey Provincial Training Center	0	0	0	0	0	0
2	Battambang Institute Of Technology	0	0	0	0	0	0
3	Beng Nimol Vocational Training School	1	0	2	0	0	0
4	Cambodia India Entrepreneurship Development Institute	1	0	0	0	0	0
5	Cambodian Thai Skill Development Institute	10	0	0	0	10	0
6	Chantiers Ecoles De Formation Professionelle	0	0	0	0	0	0
7	Industrial Technical Institute	33	12	24	10	21	7
8	Jvc Technical School & Workshop	0	0	0	0	0	0
9	Kampong Cham Provincial Training Center	9	8	2	2	8	7
10	Kandal Provincial Training Center	1	0	1	0	0	0
11	Kep Provincial Training Center	0	0	0	0	0	0
12	Koh Kong Provincial Training Center	1	0	0	0	1	0
13	Kompong Chhanng Provincial Training Center	0	0	0	0	0	0
14	Kompong Speu Provincial Training Center	0	0	0	0	0	0
15	Kompong Thom Provincial Training Center	0	0	0	0	0	0
16	Kratie Provincial Training Center	0	0	0	0	0	0
17	Mondulkiri Provincial Training Center	0	0	0	0	0	0
18	National Institute Of Business	0	0	0	0	0	0
19	National Polytechnic Institute Of Cambodia	2	0	0	0	1	0
20	National Technical Training Institute	0	0	0	0	0	0
21	National Vocation Institute Of Battambang	19	2	0	0	18	2

Table 12 G - Formal Student Age 45-49 by Institution

No.	Institution	Enrollment		Drop Out		Graduation	
		Total	Female	Total	Female	Total	Female
22	Pailin Provincial Training Center	1	0	0	0	1	0
23	Polytechnic Institute Of Preah Sihanouk	5	1	2	0	3	1
24	Preah Kossomak Polytechnic Institute	2	0	0	0	2	0
25	Prear Vihea Provincial Training Center	0	0	0	0	0	0
26	Preash Sihanouk Cambodia China Friendship Polytechnic Institute	13	3	0	0	13	3
27	Prey Veng Provincial Training Center	5	4	0	0	5	4
28	Provincial Training Center	0	0	0	0	0	0
29	Pursat Provincial Training Center	0	0	0	0	0	0
30	Ratanakiri Provincial Training Center	0	0	0	0	0	0
31	Regional Polytechnic Institute Techo Sen Battambang	2	0	0	0	2	0
32	Regional Polytechnic Institute Techo Sen Kampot	1	0	0	0	1	0
33	Regional Polytechnic Institute Techo Sen Siem Reap	2	1	0	0	2	1
34	Regional Polytechnic Institute Techo Sen Svayrieng	3	1	0	0	3	1
35	Regional Polytechnic Institute Techo Sen Takeo	0	0	0	0	0	0
36	Stung Treng Provincial Training Center	0	0	0	0	0	0
37	Tboung Khmum Provincial Training Center	0	0	0	0	0	0
38	Vocational Training Center Of Preah Vihea Yalay	0	0	0	0	0	0
39	NGO and Private Training Providers	0	0	0	0	0	0
Whole Country		111	32	31	12	91	26

Table 12 H - Formal Student Age 50-54 by Institution

No.	Institution	Enrollment		Drop Out		Graduation	
		Total	Female	Total	Female	Total	Female
1	Banteay Meanchey Provincial Training Center	0	0	0	0	0	0
2	Battambang Institute Of Technology	0	0	0	0	0	0
3	Beng Nimol Vocational Training School	0	0	0	0	0	0
4	Cambodia India Entrepreneurship Development Institute	1	0	0	0	0	0
5	Cambodian Thai Skill Development Institute	3	0	0	0	3	0
6	Chantiers Ecoles De Formation Professionelle	0	0	0	0	0	0
7	Industrial Technical Institute	16	7	10	4	11	5
8	Jvc Technical School & Workshop	0	0	0	0	0	0
9	Kampong Cham Provincial Training Center	9	6	0	0	9	6
10	Kandal Provincial Training Center	3	3	3	3	0	0
11	Kep Provincial Training Center	0	0	0	0	0	0
12	Koh Kong Provincial Training Center	0	0	0	0	0	0
13	Kompong Chhannng Provincial Training Center	0	0	0	0	0	0
14	Kompong Speu Provincial Training Center	0	0	0	0	0	0
15	Kompong Thom Provincial Training Center	0	0	0	0	0	0
16	Kratie Provincial Training Center	0	0	0	0	0	0
17	Mondulkiri Provincial Training Center	0	0	0	0	0	0
18	National Institute Of Business	0	0	0	0	0	0
19	National Polytechnic Institute Of Cambodia	0	0	0	0	0	0
20	National Technical Training Institute	0	0	0	0	0	0
21	National Vocation Institute Of Battambang	3	0	0	0	3	0

Table 12 H - Formal Student Age 50-54 by Institution

No.	Institution	Enrollment		Drop Out		Graduation	
		Total	Female	Total	Female	Total	Female
22	Pailin Provincial Training Center	0	0	0	0	0	0
23	Polytechnic Institute Of Preah Sihanouk	0	0	0	0	0	0
24	Preah Kossomak Polytechnic Institute	5	0	0	0	5	0
25	Prear Vihea Provincial Training Center	0	0	0	0	0	0
26	Preash Sihanouk Cambodia China Friendship Polytechnic Institute	10	6	2	0	9	6
27	Prey Veng Provincial Training Center	1	0	2	0	0	0
28	Provincial Training Center	0	0	0	0	0	0
29	Pursat Provincial Training Center	1	0	0	0	1	0
30	Ratanakiri Provincial Training Center	0	0	0	0	0	0
31	Regional Polytechnic Institute Techo Sen Battambang	0	0	0	0	0	0
32	Regional Polytechnic Institute Techo Sen Kampot	1	0	0	0	1	0
33	Regional Polytechnic Institute Techo Sen Siem Reap	0	0	0	0	0	0
34	Regional Polytechnic Institute Techo Sen Svayrieng	1	0	0	0	1	0
35	Regional Polytechnic Institute Techo Sen Takeo	0	0	0	0	0	0
36	Stung Treng Provincial Training Center	0	0	0	0	0	0
37	Tboung Khmum Provincial Training Center	0	0	0	0	0	0
38	Vocational Training Center Of Preah Vihea Yalay	0	0	0	0	0	0
39	NGO and Private Training Providers	0	0	0	0	0	0
Whole Country		54	22	17	7	43	17

Table 12 I - Formal Student Age 55-59 by Institution

No.	Institution	Enrollment		Drop Out		Graduation	
		Total	Female	Total	Female	Total	Female
1	Banteay Meanchey Provincial Training Center	0	0	0	0	0	0
2	Battambang Institute Of Technology	0	0	0	0	0	0
3	Beng Nimol Vocational Training School	0	0	0	0	0	0
4	Cambodia India Entrepreneurship Development Institute	0	0	0	0	0	0
5	Cambodian Thai Skill Development Institute	2	0	0	0	2	0
6	Chantiers Ecoles De Formation Professionelle	0	0	0	0	0	0
7	Industrial Technical Institute	7	2	8	2	3	1
8	Jvc Technical School & Workshop	0	0	0	0	0	0
9	Kampong Cham Provincial Training Center	1	1	0	0	1	1
10	Kandal Provincial Training Center	1	0	1	0	0	0
11	Kep Provincial Training Center	0	0	0	0	0	0
12	Koh Kong Provincial Training Center	0	0	0	0	0	0
13	Kompong Chhannng Provincial Training Center	0	0	0	0	0	0
14	Kompong Speu Provincial Training Center	0	0	0	0	0	0
15	Kompong Thom Provincial Training Center	0	0	0	0	0	0
16	Kratie Provincial Training Center	0	0	0	0	0	0
17	Mondulkiri Provincial Training Center	0	0	0	0	0	0
18	National Institute Of Business	1	0	0	0	0	0
19	National Polytechnic Institute Of Cambodia	1	0	0	0	0	0
20	National Technical Training Institute	0	0	0	0	0	0
21	National Vocation Institute Of Battambang	1	0	0	0	1	0

Table 12 I - Formal Student Age 55-59 by Institution

No.	Institution	Enrollment		Drop Out		Graduation	
		Total	Female	Total	Female	Total	Female
22	Pailin Provincial Training Center	0	0	0	0	0	0
23	Polytechnic Institute Of Preah Sihanouk	0	0	0	0	0	0
24	Preah Kossomak Polytechnic Institute	2	0	0	0	2	0
25	Prear Vihea Provincial Training Center	0	0	0	0	0	0
26	Preash Sihanouk Cambodia China Friendship Polytechnic Institute	5	3	0	0	5	3
27	Prey Veng Provincial Training Center	1	0	0	0	1	0
28	Provincial Training Center	0	0	0	0	0	0
29	Pursat Provincial Training Center	0	0	0	0	0	0
30	Ratanakiri Provincial Training Center	0	0	0	0	0	0
31	Regional Polytechnic Institute Techo Sen Battambang	0	0	0	0	0	0
32	Regional Polytechnic Institute Techo Sen Kampot	1	0	0	0	1	0
33	Regional Polytechnic Institute Techo Sen Siem Reap	0	0	0	0	0	0
34	Regional Polytechnic Institute Techo Sen Svayrieng	0	0	0	0	0	0
35	Regional Polytechnic Institute Techo Sen Takeo	0	0	0	0	0	0
36	Stung Treng Provincial Training Center	0	0	0	0	0	0
37	Tboung Khmum Provincial Training Center	0	0	0	0	0	0
38	Vocational Training Center Of Preah Vihea Yalay	0	0	0	0	0	0
39	NGO and Private Training Providers	0	0	0	0	0	0
Whole Country		23	6	9	2	16	5

Table 12 J - Formal Student Age 60-64 by Institution

No.	Institution	Enrollment		Drop Out		Graduation	
		Total	Female	Total	Female	Total	Female
1	Banteay Meanchey Provincial Training Center	0	0	0	0	0	0
2	Battambang Institute Of Technology	0	0	0	0	0	0
3	Beng Nimol Vocational Training School	0	0	0	0	0	0
4	Cambodia India Entrepreneurship Development Institute	0	0	0	0	0	0
5	Cambodian Thai Skill Development Institute	0	0	0	0	0	0
6	Chantiers Ecoles De Formation Professionelle	0	0	0	0	0	0
7	Industrial Technical Institute	6	2	4	2	4	1
8	Jvc Technical School & Workshop	0	0	0	0	0	0
9	Kampong Cham Provincial Training Center	0	0	0	0	0	0
10	Kandal Provincial Training Center	0	0	0	0	0	0
11	Kep Provincial Training Center	0	0	0	0	0	0
12	Koh Kong Provincial Training Center	0	0	0	0	0	0
13	Kompong Chhannng Provincial Training Center	0	0	0	0	0	0
14	Kompong Speu Provincial Training Center	1	0	2	0	0	0
15	Kompong Thom Provincial Training Center	0	0	0	0	0	0
16	Kratie Provincial Training Center	0	0	0	0	0	0
17	Mondulkiri Provincial Training Center	0	0	0	0	0	0
18	National Institute Of Business	0	0	0	0	0	0
19	National Polytechnic Institute Of Cambodia	0	0	0	0	0	0
20	National Technical Training Institute	0	0	0	0	0	0
21	National Vocation Institute Of Battambang	0	0	0	0	0	0

Table 12 J - Formal Student Age 60-64 by Institution

No.	Institution	Enrollment		Drop Out		Graduation	
		Total	Female	Total	Female	Total	Female
22	Pailin Provincial Training Center	0	0	0	0	0	0
23	Polytechnic Institute Of Preah Sihanouk	0	0	0	0	0	0
24	Preah Kossomak Polytechnic Institute	0	0	0	0	0	0
25	Prear Vihea Provincial Training Center	0	0	0	0	0	0
26	Preash Sihanouk Cambodia China Friendship Polytechnic Institute	3	2	0	0	3	2
27	Prey Veng Provincial Training Center	0	0	0	0	0	0
28	Provincial Training Center	0	0	0	0	0	0
29	Pursat Provincial Training Center	0	0	0	0	0	0
30	Ratanakiri Provincial Training Center	0	0	0	0	0	0
31	Regional Polytechnic Institute Techo Sen Battambang	0	0	0	0	0	0
32	Regional Polytechnic Institute Techo Sen Kampot	1	0	0	0	1	0
33	Regional Polytechnic Institute Techo Sen Siem Reap	0	0	0	0	0	0
34	Regional Polytechnic Institute Techo Sen Svayrieng	0	0	0	0	0	0
35	Regional Polytechnic Institute Techo Sen Takeo	0	0	0	0	0	0
36	Stung Treng Provincial Training Center	0	0	0	0	0	0
37	Tboung Khmum Provincial Training Center	0	0	0	0	0	0
38	Vocational Training Center Of Preah Vihea Yalay	0	0	0	0	0	0
39	NGO and Private Training Providers	0	0	0	0	0	0
Whole Country		11	4	6	2	8	3

Table 12 K - Formal Student Age 65-UP by Institution

No.	Institution	Enrollment		Drop Out		Graduation	
		Total	Female	Total	Female	Total	Female
1	Banteay Meanchey Provincial Training Center	0	0	0	0	0	0
2	Battambang Institute Of Technology	0	0	0	0	0	0
3	Beng Nimol Vocational Training School	0	0	0	0	0	0
4	Cambodia India Entrepreneurship Development Institute	0	0	0	0	0	0
5	Cambodian Thai Skill Development Institute	2	0	0	0	2	0
6	Chantiers Ecoles De Formation Professionelle	0	0	0	0	0	0
7	Industrial Technical Institute	2	0	2	0	1	0
8	Jvc Technical School & Workshop	0	0	0	0	0	0
9	Kampong Cham Provincial Training Center	1	1	0	0	1	1
10	Kandal Provincial Training Center	0	0	0	0	0	0
11	Kep Provincial Training Center	0	0	0	0	0	0
12	Koh Kong Provincial Training Center	0	0	0	0	0	0
13	Kompong Chhannng Provincial Training Center	0	0	0	0	0	0
14	Kompong Speu Provincial Training Center	0	0	0	0	0	0
15	Kompong Thom Provincial Training Center	0	0	0	0	0	0
16	Kratie Provincial Training Center	0	0	0	0	0	0
17	Mondulkiri Provincial Training Center	0	0	0	0	0	0
18	National Institute Of Business	1	1	0	0	0	0
19	National Polytechnic Institute Of Cambodia	0	0	0	0	0	0
20	National Technical Training Institute	0	0	0	0	0	0
21	National Vocation Institute Of Battambang	1	1	0	0	1	1

Table 12 K - Formal Student Age 65-UP by Institution

No.	Institution	Enrollment		Drop Out		Graduation	
		Total	Female	Total	Female	Total	Female
22	Pailin Provincial Training Center	0	0	0	0	0	0
23	Polytechnic Institute Of Preah Sihanouk	2	2	0	0	1	1
24	Preah Kossomak Polytechnic Institute	0	0	0	0	0	0
25	Prear Vihea Provincial Training Center	0	0	0	0	0	0
26	Preash Sihanouk Cambodia China Friendship Polytechnic Institute	0	0	0	0	0	0
27	Prey Veng Provincial Training Center	0	0	0	0	0	0
28	Provincial Training Center	0	0	0	0	0	0
29	Pursat Provincial Training Center	0	0	0	0	0	0
30	Ratanakiri Provincial Training Center	0	0	0	0	0	0
31	Regional Polytechnic Institute Techo Sen Battambang	0	0	0	0	0	0
32	Regional Polytechnic Institute Techo Sen Kampot	0	0	0	0	0	0
33	Regional Polytechnic Institute Techo Sen Siem Reap	0	0	0	0	0	0
34	Regional Polytechnic Institute Techo Sen Svayrieng	0	0	0	0	0	0
35	Regional Polytechnic Institute Techo Sen Takeo	0	0	0	0	0	0
36	Stung Treng Provincial Training Center	0	0	0	0	0	0
37	Tboung Khmum Provincial Training Center	0	0	0	0	0	0
38	Vocational Training Center Of Preah Vihea Yalay	0	0	0	0	0	0
39	NGO and Private Training Providers	0	0	0	0	0	0
Whole Country		9	5	2	0	6	3

APPENDIXES

Appendix 1: Short Course Enrollment by Course Name, Whole Country

No.	Course Name	Number of Course	Enrollment	
			Total	Female
1	Connecting Electricity	79	1,821	604
2	Food Processing	63	1,777	1,085
3	Soap Making	38	1,381	1,087
4	Air-condition Repairing	47	1,310	118
5	Wedding Outfitting	39	1,050	1,017
6	Welding	43	665	-
7	Vegetable Growing	29	580	356
8	Post Harvest Technology	28	560	378
9	Masonry	30	487	79
10	Processing Vegetable And Fruit	23	473	402
11	Auto Repairing	29	453	18
12	Mushroom Growing	22	440	294
13	Produce Chili Sauce	15	419	413
14	Make Soybean Juice	19	395	319
15	Post Harvest	18	360	247
16	Masonry	17	285	17
17	Technical Of Vegetabler Growing On Water Tabe	14	280	161
18	Chicken Raising	12	240	130
19	Domestic Refrigeraterate. Air.condltion Service	15	235	40
20	Motor Repairing	24	218	7
21	Natural Fertilizer	7	191	191
22	Computer Repair	11	186	89
23	Computer Service	9	170	103
24	Fruit Jam	6	165	149
25	Auto System Repairing	8	155	4
26	Fish Farming	5	141	64
27	Water Networking	8	135	55
28	Rubber Plant	6	120	76
29	Barista And Soft Drink	8	120	81

No.	Course Name	Number of Course	Enrollment	
			Total	Female
30	Automtive Service	7	120	1
31	Barber	11	106	15
32	Fruit Crops	5	100	48
33	Motor Repair	5	97	24
34	Body Enhancement	6	94	94
35	Small Engine Repair	6	91	5
36	Security Camera	6	90	35
37	Electricity Motor Control System	6	90	17
38	Sewing	7	84	65
39	Food And Beverage Operation	4	80	72
40	Agricultural Medicine Technique	4	80	38
41	Computer Graphic Design	4	80	45
42	Cattle Raising	4	80	30
43	Banana Chips	3	75	59
44	Computer Training	3	71	62
45	Electronic Repair	4	70	14
46	Maintenance Of Agricultural Machinery	3	60	2
47	Camposh Fertilizer	3	60	32
48	Aniaml Food	2	60	45
49	Bird Hatching Techniques	3	60	36
50	Worm Raising	1	60	37
51	Organic Vegetable	3	57	27
52	Led Installation	3	50	10
53	Radio, Tv Ad Casette Player Repair	3	46	11
54	Hair Dressing	3	45	45
55	Computer Design	3	45	27
56	Repair Machines	3	45	-
57	Graphic Design	3	45	15
58	Khmer Food Cooking	3	45	27
59	Make Beetroot	2	40	32

No.	Course Name	Number of Course	Enrollment	
			Total	Female
60	Durian Crop	2	40	28
61	Frog Raising	2	40	7
62	Bean Sauce	1	35	33
63	Make Cucumber	1	34	34
64	Thai Food Cooking	2	30	11
65	Beauty And Salon	2	30	30
66	Bread Baking	2	30	10
67	Marble Sculptures	2	30	7
68	Animal Feed Processing	1	28	27
69	Cashew	1	20	12
70	Automotive Air. Conditoner Service	1	20	8
71	Crop Growing	1	20	0
72	Make Cabbage	1	20	13
73	Pig Raising	1	20	8
74	Branch Tree Crossbreed Fruit	1	20	0
75	Yam Growing	1	20	19
76	Sewing For Women	2	17	17
77	Man Tailor	1	15	5
78	Hopitality And Tourism	1	15	9
79	Glass Cutting	1	15	0
80	Model Design Sewing	1	15	15
81	Ceilling	1	15	0
Whole Country		824	17,467	8,847

Appendix 2: CENTER BASE - Short Course Enrollment by Course Name, Whole Country

No.	Course Name	Number of Course	Enrollment	
			Total	Female
1	Connecting Electricity	46	1,233	462
2	Air-condition Repairing	29	990	95
3	Food Processing	14	287	227
4	Welding	18	316	-
5	Domestic Refrigerate. Air.condltion Service	15	235	40
6	Masonry	14	230	41
7	Auto Repairing	12	190	2
8	Computer Repair	11	186	89
9	Computer Service	9	170	103
10	Processing Vegetable And Fruit	7	153	138
11	Soap Making	6	127	111
12	Mushroom Growing	6	120	68
13	Barista And Soft Drink	8	120	81
14	Vegetable Growing	5	100	62
15	Motor Repair	5	97	24
16	Small Engine Repair	6	91	5
17	Security Camera	6	90	35
18	Electricity Motor Control System	6	90	17
19	Fish Farming	2	80	47
20	Computer Graphic Design	4	80	45
21	Masonary	5	75	-
22	Wedding Outfitting	4	66	66
23	Automtive Service	4	65	-
24	Motor Repairing	4	65	6
25	Food And Beverage Operation	3	60	56
26	Water Networking	3	50	12
27	Led Installation	3	50	10
28	Radio, Tv Ad Casette Player Repair	3	46	11
29	Khmer Food Cooking	3	45	27

No.	Course Name	Number of Course	Enrollment	
			Total	Female
30	Repair Machines	3	45	-
31	Computer Training	2	42	37
32	Durian Crop	2	40	28
33	Camposh Fertilizer	2	40	28
34	Auto System Repairing	2	35	2
35	Body Enhancement	2	34	34
36	Graphic Design	2	30	14
37	Bread Baking	2	30	10
38	Electronic Repair	2	30	9
39	Thai Food Cooking	2	30	11
40	Beauty And Salon	2	30	30
41	Computer Design	2	30	19
42	Cattle Raising	1	20	6
43	Pig Raising	1	20	8
44	Maintenance Of Agricultural Machinery	1	20	2
45	Chicken Raising	1	20	7
46	Post Harvest	1	20	17
47	Automtive Air. Conditoner Service	1	20	8
48	Sewing	1	20	15
49	Organic Vegetable	1	20	13
50	Frog Raising	1	20	7
51	Hair Dressing	1	15	15
52	Barber	1	15	-
Whole Country		297	6,133	2,200

Appendix 3: ENTERPRISE BASE - Short Course Enrollment by Course Name, Whole Country

No.	Course Name	Number of Course	Enrollment	
			Total	Female
1	Wedding Outfitting	19	484	468
2	Connecting Electricity	15	245	57
3	Auto Repairing	14	198	3
4	Welding	13	149	-
5	Masonry	9	135	15
6	Motor Repairing	18	123	1
7	Masonry	8	120	20
8	Air-condition Repairing	7	115	12
9	Barber	10	91	15
10	Sewing	6	64	50
11	Automotive Service	3	55	1
12	Water Networking	2	40	22
13	Hair Dressing	2	30	30
14	Body Enhancement	2	30	30
15	Marble Sculptures	2	30	7
16	Computer Training	1	29	25
17	Auto System Repairing	1	20	-
18	Sewing For Women	2	17	17
19	Glass Cutting	1	15	-
20	Man Tailor	1	15	5
21	Hospitality And Tourism	1	15	9
22	Ceiling	1	15	-
23	Model Design Sewing	1	15	15
24	Graphic Design	1	15	1
25	Electronic Repair	1	15	3
Whole Country		141	2,080	806

Appendix 4: COMMUNITY BASE - Short Course Enrollment by Course Name, Whole Country

No.	Course Name	Number of Course	Enrollment	
			Total	Female
1	Food Processing	49	1490	858
2	Soap Making	32	1254	976
3	Post Havest Technology	28	560	378
4	Vegetable Growing	24	480	294
5	Produce Chili Sauce	15	419	413
6	Make Soybean Juice	19	395	319
7	Connecting Electricity	18	343	85
8	Post Harvest	17	340	230
9	Mushroom Growing	16	320	226
10	Processing Vegetable And Fruit	16	320	264
11	Wedding Outfitting	16	500	483
12	Technical Of Vegatabler Growing On Water Tabe	14	280	161
13	Chicken Raising	11	220	123
14	Air-condition Repairing	11	205	11
15	Welding	12	200	0
16	Natural Fertilizer	7	191	191
17	Fruit Jam	6	165	149
18	Masonry	8	137	18
19	Rubber Plant	6	120	76
20	Auto System Repairing	5	100	2
21	Fruit Crops	5	100	48
22	Agricultural Medicine Technique	4	80	38
23	Banana Chips	3	75	59
24	Masonary	3	75	2
25	Auto Repairing	3	65	13
26	Fish Farming	3	61	17
27	Worm Raising	1	60	37
28	Bird Hatching Techniques	3	60	36
29	Aniaml Food	2	60	45

No.	Course Name	Number of Course	Enrollment	
			Total	Female
30	Cattle Raising	3	60	24
31	Water Networking	3	45	21
32	Make Beetroot	2	40	32
33	Maintenance Of Agricultural Machinery	2	40	0
34	Organic Vegetable	2	37	14
35	Bean Sauce	1	35	33
36	Make Cucumber	1	34	34
37	Motor Repairing	2	30	0
38	Body Enhancement	2	30	30
39	Animal Feed Processing	1	28	27
40	Electronic Repair	1	25	2
41	Yam Growing	1	20	19
42	Food And Beverage Operation	1	20	16
43	Make Cabbage	1	20	13
44	Camposh Fertilizer	1	20	4
45	Cashew	1	20	12
46	Frog Raising	1	20	0
47	Crop Growing	1	20	0
48	Branch Tree Crossbreed Fruit	1	20	0
49	Computer Design	1	15	8
Whole Country		386	9,254	5,841

Appendix 5: Long Course Enrollment by Course Name, Whole Country

No.	Subject Name	Number of Course	Enrollment	
			Total	Female
1	Electrcity	257	10,543	1,718
2	Civil Engineering	128	5,217	634
3	Information Technology	129	3,879	1,270
4	Automobile	101	2,364	139
5	Accounting And Finance	54	3,529	2,858
6	Business Administration	37	2,344	1290
7	Computer Service	45	1,776	832
8	Air Conditioning	39	1,388	159
9	Indoor Electrical Installation And Wiring	44	1,216	424
10	Electronic	33	1258	248
11	Banking And Finance	33	995	814
12	Accounting	31	1310	1023
13	Car Repair And Maintenance	34	699	67
14	English Language	43	697	390
15	Maintenance Of Home Appliances	16	649	139
16	Masonry	24	513	160
17	Marketing	18	455	379
18	Architecture	13	399	190
19	Hair And Beauty Design	14	378	366
20	Connect By Electric	12	353	111
21	Mechanical	18	304	23
22	Tourism And Hospitality	22	295	196
23	Welding	13	288	96
24	Food And Beverage Service	9	269	159
25	Housekeeping And Laundry	6	206	137
26	Plumbing And Air Conditioning	6	189	6
27	Retail Sale	6	157	113
28	Telecom	6	155	38
29	Cookery	7	152	67

30	Administration And Accounting	6	147	102
31	Car Electrical Repair & Maintenance	1	140	52
32	Front Office	7	139	103
33	Agronomy Science	7	135	81
34	Computer Graphic Design	6	124	83
35	Fruit And Vegetable Processing	4	101	68
36	Veterinary Science	13	86	33
37	Motorcycle Maintenance And Repair	4	81	0
38	Car Air Conditioner Repair & Maintenance	1	80	30
39	Small Machine Repair And Maintenance	1	80	36
40	Graphic Design	4	77	41
41	Managing Human Resources	3	55	43
42	Automation Production Line	3	53	3
43	Managing The Retail Business	2	45	33
44	Garage Management Services	1	40	29
45	Machine Parts Processing Techniques	1	40	17
46	Optic	3	36	24
47	Maintenance Of The Building	3	34	8
48	Wire Installation	1	26	9
49	Image And Light	2	20	2
50	Movies	1	20	3
51	Administrative Services	2	18	14
52	Cad/cam	1	16	2
53	Trim And Color Correction	2	14	9
54	Metal	2	12	1
55	Finished Wood Installation	1	5	0
Whole Country		1,280	43,601	14,872

Appendix 6: CERTIFICATE LEVEL 1 - Enrollment by Course Name, Whole Country

No.	Subject Name	Number of Course	Enrollment	
			Total	Female
1	Electrcity	25	3829	1478
2	Computer Service	23	944	732
3	Indoor Electrical Installation And Wiring	22	720	378
4	Maintenance Of Home Appliances	11	616	438
5	Car Repair And Maintenance	17	470	64
6	Automobile	17	1932	500
7	Air Conditioning	12	451	95
8	Masonry	15	396	138
9	Hair And Beauty Design	12	330	318
10	Connect By Electric	9	326	111
11	Food And Beverage Service	7	220	181
12	Information Technology	4	218	134
13	Housekeeping And Laundry	4	166	146
14	Plumbing And Air Conditioning	4	143	4
15	Civil Engineering	6	143	45
16	Car Electrical Repair & Maintenance	1	140	52
17	Tourism And Hospitality	7	139	130
18	Computer Graphic Design	5	115	80
19	Fruit And Vegetable Processing	4	101	98
20	Front Office	5	98	72
21	Welding	4	86	3
22	Car Air Conditioner Repair & Maintenance	1	80	30
23	Small Machine Repair And Maintenance	1	80	36
24	Graphic Design	3	68	33
25	Electronic	2	64	31
26	Telecom	1	58	16
27	Cookery	3	55	45
28	Administration And Accounting	2	54	45
29	Retail Sale	2	48	37

30	Motorcycle Maintenance And Repair	2	43	0
31	Machine Parts Processing Techniques	1	40	17
32	Garage Management Services	1	40	29
33	Wire Installation	1	26	9
34	Maintenance Of The Building	1	16	6
35	Mechanical	1	14	0
36	Automation Production Line	1	14	0
37	Finished Wood Installation	1	5	0
38	Metal	1	1	0
Whole Country		239	12,289	5,531

Appendix 7: CERTIFICATE LEVEL 2 - Enrollment by Course Name, Whole Country

No.	Subject Name	Number of Course	Enrollment	
			Total	Female
1	Electrcity	14	291	45
2	Computer Service	13	254	141
3	Indoor Electrical Installation And Wiring	13	213	40
4	Automobile	11	118	3
5	Car Repair And Maintenance	8	114	2
6	Air Conditioning	5	96	22
7	Masonry	6	82	17
8	Information Technology	3	60	25
9	Retail Sale	2	57	40
10	Civil Engineering	4	48	15
11	Electronic	1	47	34
12	Administration And Accounting	2	47	34
13	Telecom	1	37	9
14	Mechanical	1	34	3
15	Cookery	1	29	15
16	Automation Production Line	1	27	0
17	Connect By Electric	3	27	0
18	Food And Beverage Service	1	25	19
19	Maintenance Of Home Appliances	3	24	1
20	Plumbing And Air Conditioning	1	23	1
21	Hair And Beauty Design	1	23	23
22	Welding	2	22	6
23	Front Office	1	21	16
24	Housekeeping And Laundry	1	20	15
25	Motorcycle Maintenance And Repair	1	20	0
26	Maintenance Of The Building	1	9	1
Whole Country		101	1,768	527

Appendix 8: CERTIFICATE LEVEL 3 - Enrollment by Course Name, Whole Country

No.	Subject Name	Number of Course	Enrollment	
			Total	Female
1	Electrcity	7	65	8
2	Car Repair And Maintenance	9	55	1
3	Indoor Electrical Installation And Wiring	9	53	6
4	Computer Service	9	48	13
5	Retail Sale	2	32	16
6	Administration And Accounting	2	46	13
7	Information Technology	3	44	21
8	Air Conditioning	3	43	8
9	Masonry	3	25	5
10	Automobile	5	22	0
11	Cookery	1	28	14
12	Food And Beverage Service	1	24	19
13	Telecom	1	24	6
14	Plumbing And Air Conditioning	1	23	1
15	Electronic	1	22	6
16	Civil Engineering	3	20	3
17	Front Office	1	10	5
18	Housekeeping And Laundry	1	10	5
19	Motorcycle Maintenance And Repair	1	18	0
20	Administrative Services	2	18	4
21	Welding	2	7	0
22	Computer Graphic Design	1	9	3
23	Maintenance Of The Building	1	4	1
24	Graphic Design	1	4	1
25	Maintenance Of Home Appliances	2	5	0
26	Mechanical	1	5	0
Whole Country		73	664	159

Appendix 9: ASSOCIATE - Enrollment by Course Name, Whole Country

No.	Subject Name	Number of Course	Enrollment	
			Total	Female
1	Electrcity	94	3,901	504
2	Civil Engineering	39	1,413	182
3	Information Technology	52	1,032	467
4	Automobile	37	997	51
5	Air Conditioning	17	449	27
6	Electronic	14	376	89
7	English Language	18	344	157
8	Accounting And Finance	14	248	216
9	Business Administration	8	131	58
10	Marketing	6	96	57
11	Accounting	9	89	75
12	Banking And Finance	7	81	57
13	Managing Human Resources	3	55	43
14	Managing The Retail Business	2	45	33
15	Cookery	2	40	21
16	Optic	3	36	24
17	Agronomy Science	3	35	22
18	Hair And Beauty Design	1	25	25
19	Veterinary Science	5	23	4
20	Mechanical	2	18	8
21	Cad/cam	1	16	2
22	Tourism And Hospitality	2	14	11
23	Automation Production Line	1	12	3
24	Metal	1	11	1
Whole Country		341	9,487	2,137

Appendix 10: BACHELOR - Enrollment by Course Name, Whole Country

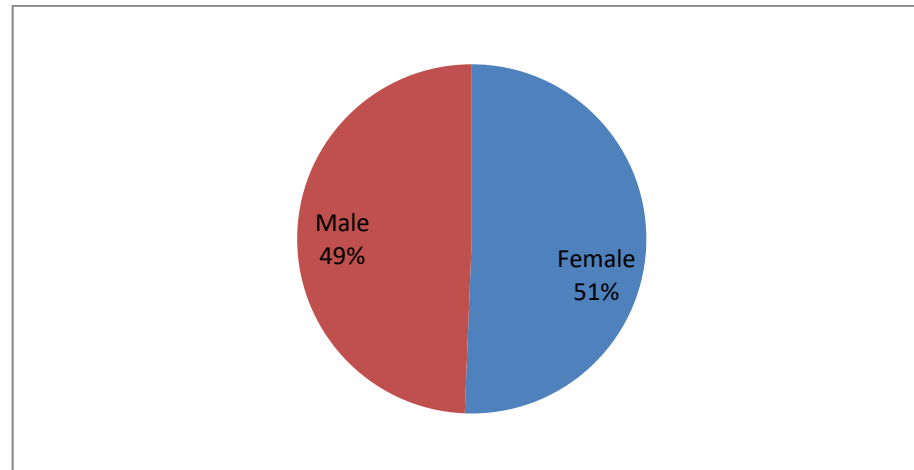
No.	Subject Name	Number of Course	Enrollment	
			Total	Female
1	Electrcity	114	5,412	388
2	Civil Engineering	73	3,806	487
3	Accounting And Finance	40	2,081	1,911
4	Information Technology	67	2,209	790
5	Business Administration	25	1,004	669
6	Banking And Finance	26	811	557
7	Automobile	31	750	14
8	Accounting	22	651	610
9	Electronic	15	449	88
10	Architecture	13	399	190
11	Marketing	12	359	222
12	English Language	25	353	233
13	Mechanical	13	233	12
14	Welding	4	163	87
15	Tourism And Hospitality	13	142	99
16	Agronomy Science	4	100	59
17	Veterinary Science	8	63	29
18	Air Conditioning	2	49	2
19	Telecom	3	36	7
20	Movies	1	20	3
21	Image And Light	2	20	2
22	Trim And Color Correction	2	14	9
Whole Country		515	19,124	6,468

Appendix 11 - Short Course Student Overview

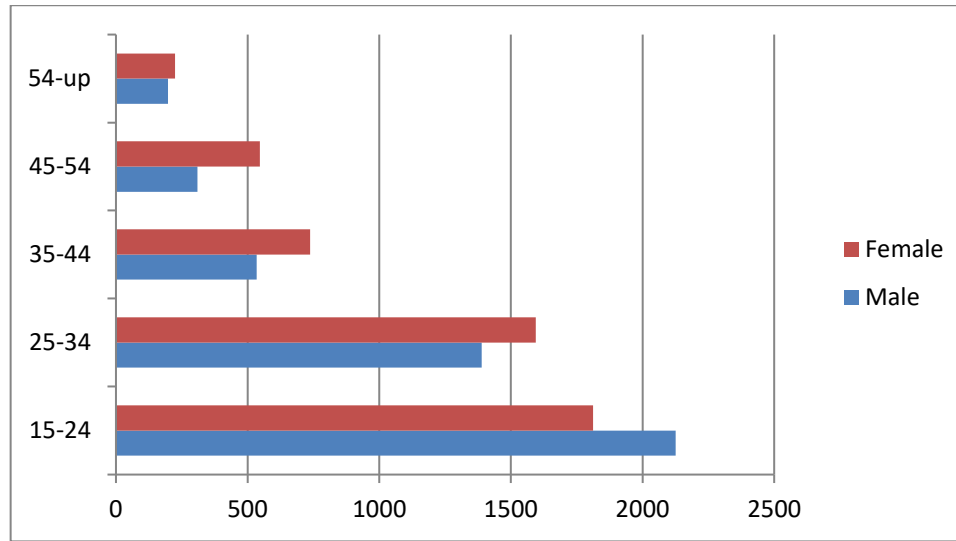
2% are orphans.

1% are disables.

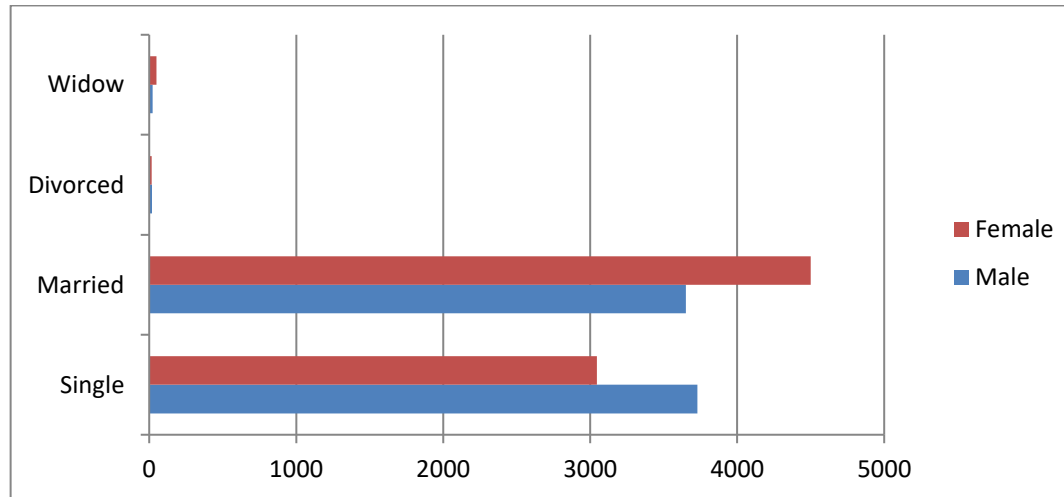
35% are ethnic minorities.



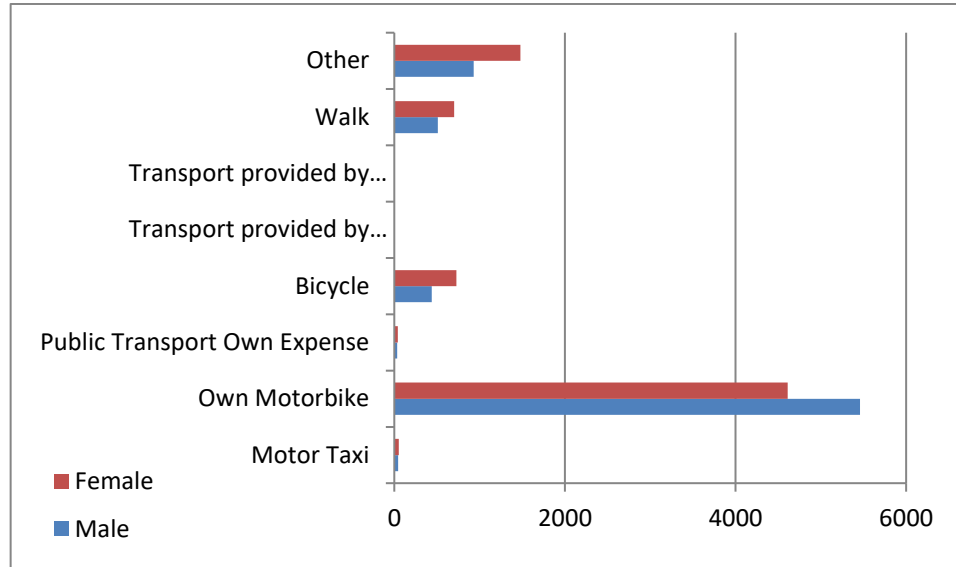
Gender Parity



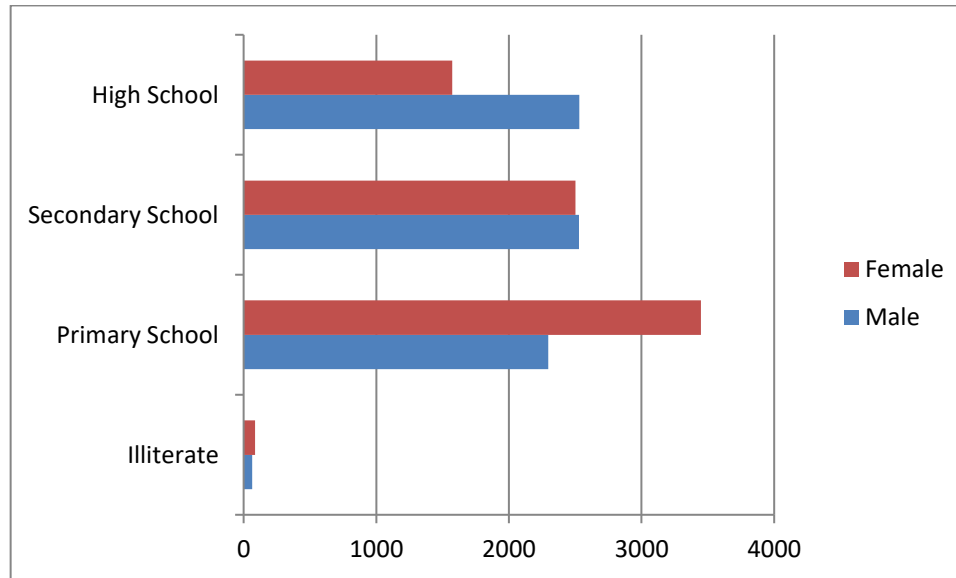
Age Range



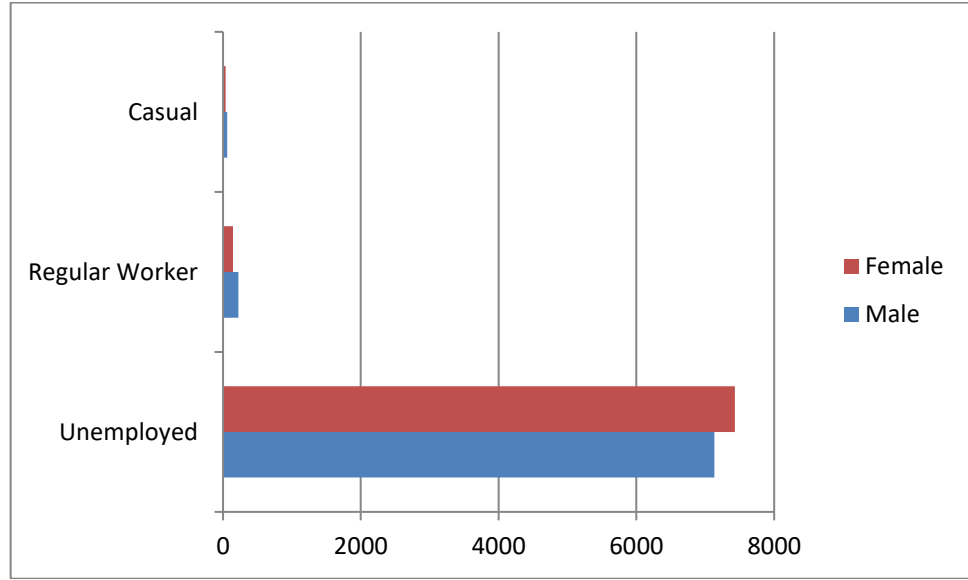
Marital Status



Transportation Method



General Education



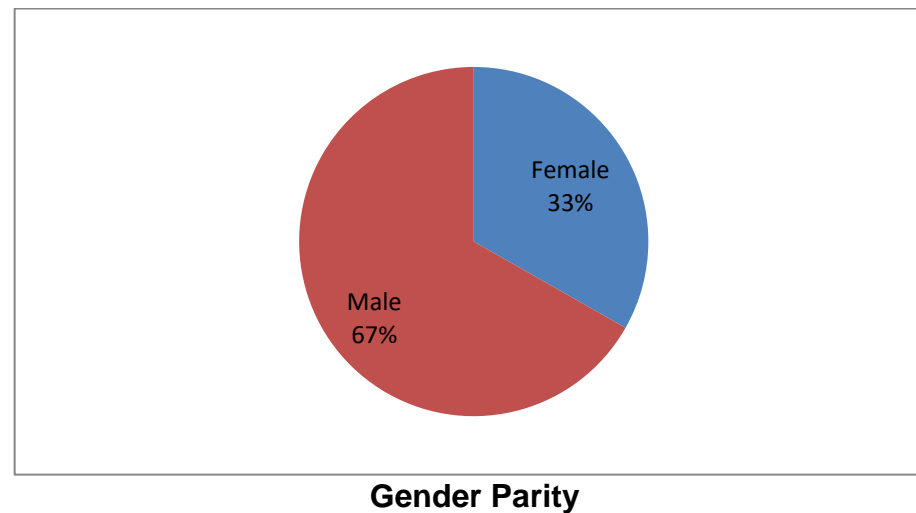
Employment Status

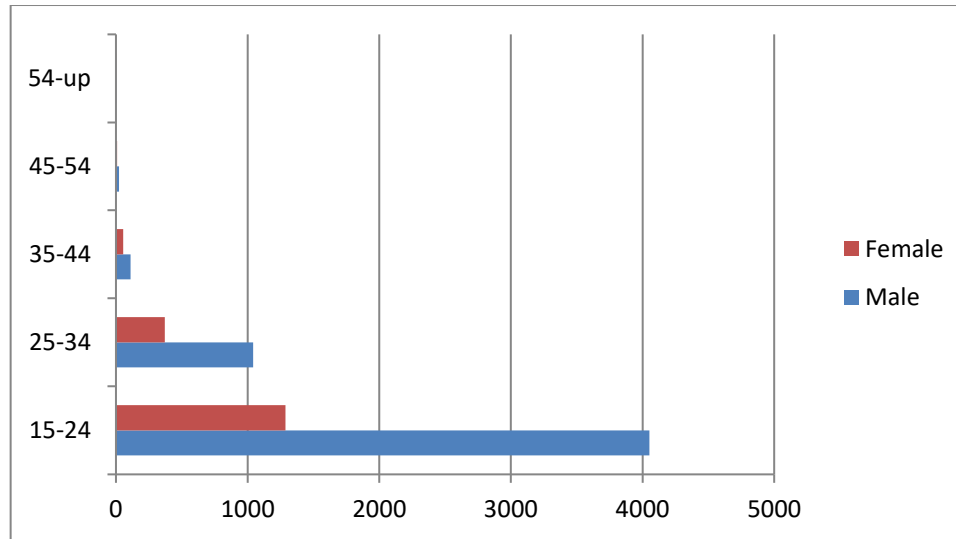
Appendix 12 - LONG Course Student Overview

1% are orphans.

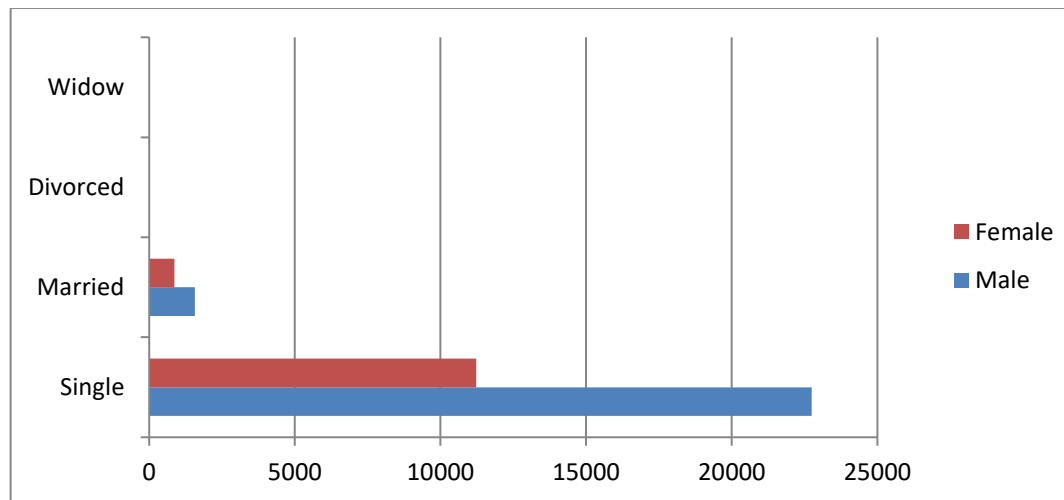
1% are disables.

28% are ethnic minorities.

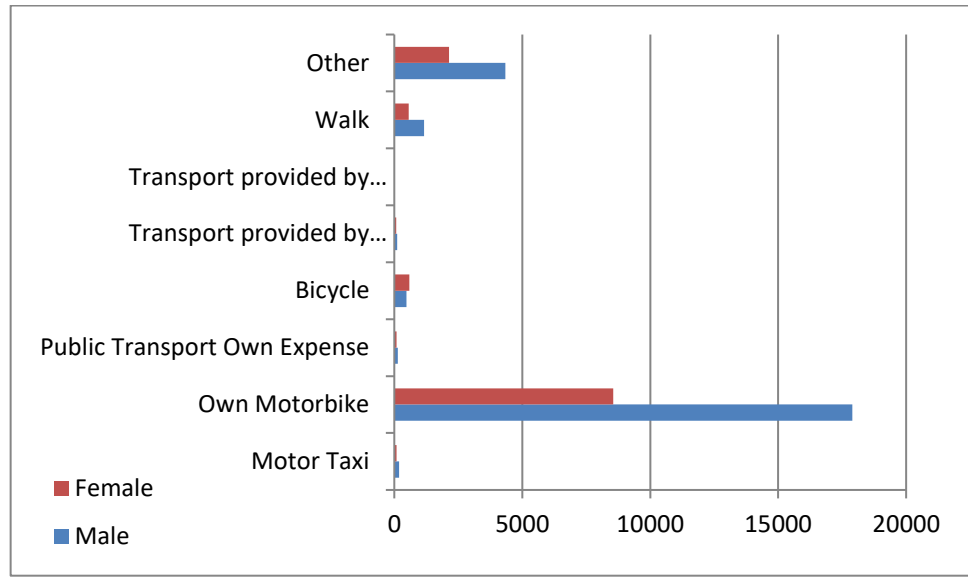




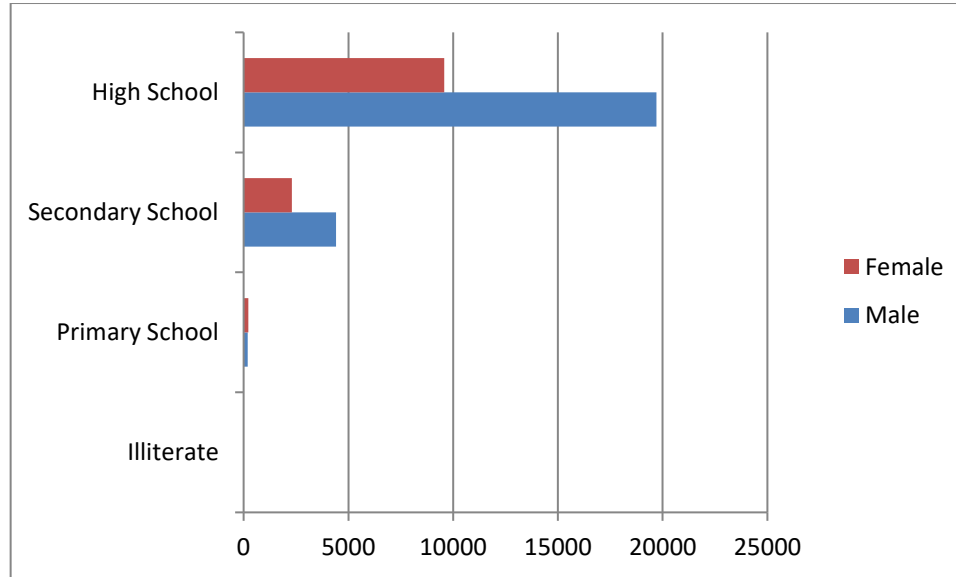
Age Range



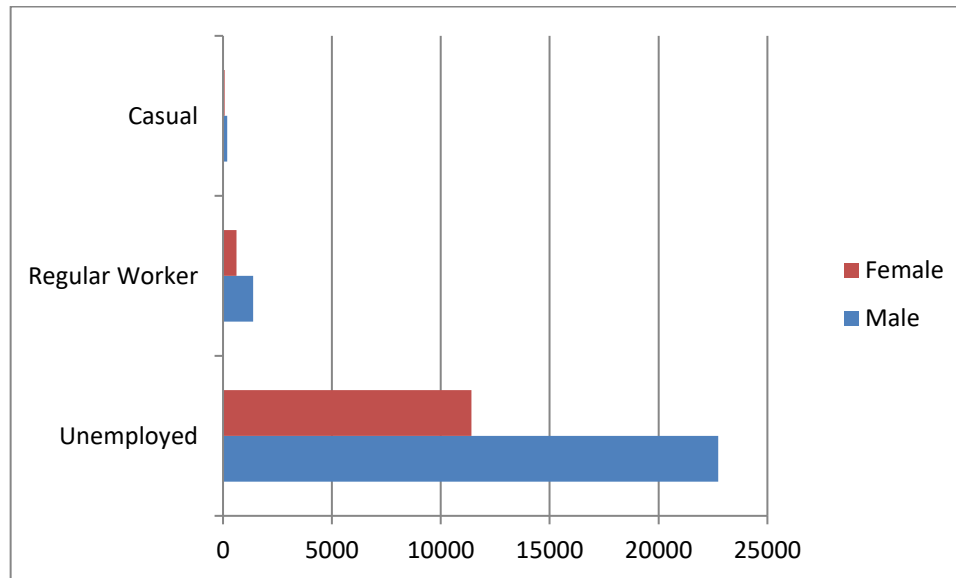
Marital Status



Transportation Method



General Education



Employment Status