



KINGDOM OF CAMBODIA
NATION RELIGION KING

MINISTRY OF LABOUR AND VOCATIONAL TRAINING

TECHNICAL AND VOCATIONAL EDUCATION AND TRAINING STATISTICS

YEAR 2019 - 2020

TVETMIS Team

Report Generation Date: 02 January 2021

Definitions

Number of public training institutions: Total number of public TVET institutions under Ministry of Labour and Vocational Training.

Number of private training institutions: Total number of private TVET institutions registered with Ministry of Labour and Vocational Training.

Institution: TVET institution that offers training from short course up to Master level.

Regional Training Center (RCT): TVET institution that offers training from short course up to Master level.

Provincial Training Center (PTC)/ Vocational Training Center (VTC): TVET institution that offers training from short course up to Diploma level.

Enrollment: Number of trainees enrolled in a particular course.

Dropout: Number of trainees drop out from training course. When a trainee does not attend the course more than 50 percent of total training hours, he/she will be classified as dropout.

Employed after graduation: Number of trainees who have a job within 3 months or 6 months after graduation.

Teaching Staff: Number of staff whose main duty is teaching/training.

Non Teaching Staff: Number of staff whose main duty is not teaching/training such as director, deputy director, admin staff, driver etc.

Total Staff: Total number of staff both teaching and non-teaching.

Short Course: A program involving practical vocational training tasks (including workshops) and a limited number of classroom presentations until the competencies specified as learning outcomes for the program concerned have been achieved. For most learners beginning at entry level this would normally require less than one year of full time studies or equivalent (non-formal training).

C1: Technical and Vocational Certificate 1. A program involving practical technical and vocational training tasks (including workshops) and a limited number of classroom presentations until the competencies specified as learning outcomes for the program concerned have been achieved. For most learners beginning at level 1 this would normally require one year of full time studies or equivalent.

C2: Technical and Vocational Certificate 2. A program involving practical vocational training tasks (including workshops and laboratory activities) and some classroom presentations until the competencies specified as learning outcomes for the program concerned have been achieved. For most learners beginning after level 2 would normally require one year of full time studies or equivalent.

C3: Technical and Vocational Certificate 3. A program involving practical technical training (including workshops, laboratories and applied work and work experience) and classroom presentations until the competencies specified as learning outcomes for the program concerned have been achieved. For most learners beginning after level 3 this would normally require one year of full time work and study or equivalent. This work would be assessed as equivalent to 30 credit hours.

Diploma: A program involving study and practical technical training (including classroom presentations, workshops, laboratories and applied work and work experience) until the competencies specified as learning outcomes for the program concerned have been achieved. For students entering technical education after general secondary school two years of study and training or equivalent (at least 60 credit hours) would be required. This work would be assessed as equivalent to 30 credit hours beyond level 4.

Bachelor: A Bachelors Degree program in technology/engineer/business education/training is a systematic, research-based, coherent, introduction to knowledge, idea, principles, concept, research methods and to analytical and problem-solving techniques of a recognized major subject or subjects. A programme leading to this qualification usually involves major studies in which significant knowledge is available. Programme content is taken to significant depth and progressively developed to a high level, which provides a basis for post-graduate study and professional careers. An award requiring a minimum of 120 credit hours at post secondary levels, normally following four years of full time training and study or equivalent at post secondary levels.

Master: Masters degree of technology/business aimed at advanced professional expertise may involve a significant independent project applying learning gained to issues or problems in their field, together with advanced coursework. Masters degrees of technology/business in Technical and Vocational Education and Training is normally designed to extend the principal subject or subjects of the qualifying degree or may be build on relevant knowledge and skills derived from advanced occupational experience. A master's degree of technology/business education contains a significant element of supervised research, normally embodied in a thesis, dissertation or substantial research paper. The master's degree of technology/business education required a minimum of 24 credits for course work plus a thesis in a research degree program, or 39 credits for course work plus a significant project (45-57 credits). Masters degrees normally involve at least two years for full-time of advanced study following completion of a bachelor degree.

PhD: The Doctoral Degree required a minimum of 54 credit hours for advanced coursework plus a major thesis normally taken at least three years up to six years for full time academic years and eight years for part time or equivalent following a Masters degree. An alternative program structure with greater concentration on independent research is available in selected fields at some institutions involving a minimum of 12 credit hours and a more extensive thesis.

% Female: Percentage of female trainees in compare to total number of trainees.

$$\text{Formula: } \frac{\text{Female enrollment} \times 100}{\text{Total enrollment}}$$

Non-Formal: Refer to Short Course.

Formal: Refer to course from Certificate1 (CQF2) and above.

Graduation: Trainees who are successfully completed a training course and certified for that course.

Table of Contents

Definitions.....	i
Table 1 - Institutions, Students and Staff (MLVT Public Institutions and MLVT Registered Institutions)	1
Table 2 - Table 2 - Enrollment by Training Level (MLVT Public Institutions and MLVT Registered Institutions)	2
Table 3 A - Short Course Enrollment by Province (MLVT Public Institutions and MLVT Registered Institutions).....	3
Table 3 B - C1 Enrollment by Province (MLVT Public Institutions and MLVT Registered Institutions).....	4
Table 3 C - C2 Enrollment by Province (MLVT Public Institutions and MLVT Registered Institutions).....	5
Table 3 D - C3 Enrollment by Province (MLVT Public Institutions and MLVT Registered Institutions).....	6
Table 3 E - High Diploma Enrollment by Province (MLVT Public Institutions and MLVT Registered Institutions)	7
Table 3 F - Bachelor Enrollment by Province (MLVT Public Institutions and MLVT Registered Institutions).....	8
Table 3 G - Master Enrollment by Province (MLVT Public Institutions and MLVT Registered Institutions)	9
Table 3 H - PhD Enrollment by Province (MLVT Public Institutions and MLVT Registered Institutions)	10
Table 4 A - MLVT Public Institutions, Students and Staff by Province.....	11
Table 4 B - MLVT Registered Institutions, Students and Staff by Province	12
Table 5 A - MLVT Public Institution Staff by Education and Pedagogical Training by Province.....	13
Table 5 B - MLVT Registered Institution Staff by Education and Pedagogical Training by Province	14
Table 6 A - MLVT Public Institution Non Teaching Staff by Functions by Province	15
Table 6 B - MLVT Registered Institution Non Teaching Staff by Functions by Province.....	16
Table 7 A - Non- Formal Student Age 15-19 by Province (MLVT Public Institutions and MLVT Registered Institutions)	17
Table 7 B - Non- Formal Student Age 20-24 by Province (MLVT Public Institutions and MLVT Registered Institutions)	18
Table 7 C - Non- Formal Student Age 25-29 by Province (MLVT Public Institutions and MLVT Registered Institutions).....	19
Table 7 D - Non- Formal Student Age 30-34 by Province (MLVT Public Institutions and MLVT Registered Institutions).....	20
Table 7 E - Non- Formal Student Age 35-39 by Province (MLVT Public Institutions and MLVT Registered Institutions)	21
Table 7 F - Non- Formal Student Age 40-44 by Province (MLVT Public Institutions and MLVT Registered Institutions)	22
Table 7 G - Non- Formal Student Age 44-49 by Province (MLVT Public Institutions and MLVT Registered Institutions).....	23
Table 7 H - Non- Formal Student Age 50-54 by Province (MLVT Public Institutions and MLVT Registered Institutions).....	24
Table 7 I - Non- Formal Student Age 55-59 by Province (MLVT Public Institutions and MLVT Registered Institutions).....	25
Table 7 J - Non- Formal Student Age 60-64 by Province (MLVT Public Institutions and MLVT Registered Institutions).....	26

Table 7 K - Non- Formal Student Age 65-UP by Province (MLVT Public Institutions and MLVT Registered Institutions)	27
Table 8 A - Formal Student Age 15-19 by Province (MLVT Public Institutions and MLVT Registered Institutions).....	28
Table 8 B - Formal Student Age 20-24 by Province (MLVT Public Institutions and MLVT Registered Institutions).....	29
Table 8 C - Formal Student Age 25-29 by Province (MLVT Public Institutions and MLVT Registered Institutions).....	30
Table 8 D - Formal Student Age 30-34 by Province (MLVT Public Institutions and MLVT Registered Institutions).....	31
Table 8 E - Formal Student Age 35-39 by Province (MLVT Public Institutions and MLVT Registered Institutions).....	32
Table 8 F - Formal Student Age 40-44 by Province (MLVT Public Institutions and MLVT Registered Institutions).....	33
Table 8 G - Formal Student Age 45-49 by Province (MLVT Public Institutions and MLVT Registered Institutions)	34
Table 8 H - Formal Student Age 50-54 by Province (MLVT Public Institutions and MLVT Registered Institutions).....	35
Table 8 I - Formal Student Age 55-59 by Province (MLVT Public Institutions and MLVT Registered Institutions)	36
Table 8 J - Formal Student Age 60-64 by Province (MLVT Public Institutions and MLVT Registered Institutions)	37
Table 8 k - Formal Student Age 65-Up by Province (MLVT Public Institutions and MLVT Registered Institutions).....	38
Table 9 - Institution Staff by Education and Pedagogical Training by Institution.....	39
Table 10 - Institution Non Teaching Staff by Functions by Institution	40
Table 11 A - Employed after Graduation, Whole Country	42
Table 11 B - 3 Months Employed after Graduation by Training Level	43
Table 11 C - 6 Months Employed after Graduation by Training Level	44
Table 11 D - Employed after Graduation by Province	45
Table 11 E - Employed after Graduation by Institution	46
Appendix 1: Short Course Enrollment by Course Name, Whole Country	48
Appendix 2: Long Course Enrollment by Course Name, Whole Country.....	51
Appendix 3: CERTIFICATE LEVEL 1 - Enrollment by Course Name, Whole Country.....	53
Appendix 4: CERTIFICATE LEVEL 2 - Enrollment by Course Name, Whole Country.....	54
Appendix 5: CERTIFICATE LEVEL 3 - Enrollment by Course Name, Whole Country.....	55
Appendix 6: ASSOCIATE - Enrollment by Course Name, Whole Country.....	56
Appendix 7: BACHELOR - Enrollment by Course Name, Whole Country	57
Appendix 8: Short Course Student Overview.....	58
Appendix 9: LONG Course Student Overview	62

Table 1 - Institutions, Long and Short Course Students (MLVT Public Training Institutions and MLVT Registered Training Institutions)

<i>Particular</i>	<i>Number of institutions</i>	<i>Enrollment</i>		<i>Drop Out</i>		<i>Repetition</i>		<i>Promotion</i>		<i>Graduation</i>	
		<i>Total</i>	<i>Female</i>	<i>Total</i>	<i>Female</i>	<i>Total</i>	<i>Female</i>	<i>Total</i>	<i>Female</i>	<i>Total</i>	<i>Female</i>
Whole country	60	72,550	28,858	2,225	774	1,734	437	17,340	4,112	51,251	23,535
By institution category											
Public											
Institute	16	24608	6750	1537	518	1001	214	12375	2233	9695	3785
PTC / VTC	22	34357	15798	363	150	516	177	2041	586	31437	14885
Total	38	58965	22548	1900	668	1517	391	14416	2819	41132	18670
NGO & Private											
Institute	22	13,585	6,310	325	106	217	46	2,924	1,293	10,119	4,865
PTC / VTC	-	-	-	-	-	-	-	-	-	-	-

Table 2 - Enrollment by Training Level (MLVT Public Training Institutions and MLVT Registered Training Institutions)

<i>Particular</i>	<i>Number of institutions</i>	<i>Short Course</i>		<i>C1</i>		<i>C2</i>		<i>C3</i>		<i>Higher Diploma</i>		<i>Bachelor</i>		<i>Master</i>		<i>PhD</i>	
		<i>Total</i>	<i>Female</i>	<i>Total</i>	<i>Female</i>	<i>Total</i>	<i>Female</i>	<i>Total</i>	<i>Female</i>	<i>Total</i>	<i>Female</i>	<i>Total</i>	<i>Female</i>	<i>Total</i>	<i>Female</i>	<i>Total</i>	<i>Female</i>
Whole country	60	36,221	17,817	4,240	1,416	1,216	294	880	227	10,206	2,678	18,977	6,200	810	226	0	0
By institution category																	
Public																	
Institute	16	4,622	2,058	1,923	531	625	140	392	68	6,784	1,497	14,549	4,445	286	62	0	0
PTC / VTC	22	23,075	11,629	1,787	626	456	111	201	43	2,190	703	2,075	635	0	0	0	0
Total	38	27,697	13,687	3,710	1,157	1,081	251	593	111	8,974	2,200	16,624	5,080	286	62	0	0
NGO & Private																	
Institute	22	8,524	4,130	530	259	135	43	287	116	1,232	478	2,353	1,120	524	164	0	0
PTC / VTC																	

Table 3 A - Short Course Enrollment by Province (MLVT Public Training Institutions and MLVT Registered Training Institutions)

Province	Number of institutions		Enrollment						Drop Out						Repetition						Promotion						Graduation					
			Grand Total		Public		Private		Grand Total		Public		Private		Grand Total		Public		Private		Grand Total		Public		Private		Grand Total		Public		Private	
	Public	Private	Total	Female	Total	Female	Total	Female	Total	Female	Total	Female	Total	Female	Total	Female	Total	Female	Total	Female	Total	Female	Total	Female	Total	Female	Total	Female	Total	Female		
Banteay Meanchey	1	-	1,066	796	1,066	796	-	-	-	-	-	-	-	-	-	-	-	-	-	-	-	-	-	-	-	-	-	-	-	-		
Battambang	3	-	2,789	1,230	2,789	1,230	-	-	-	-	-	-	-	-	-	-	-	-	-	-	-	-	-	-	-	-	-	-	-	-		
Kampong Cham	1	-	1,717	920	1,717	920	-	-	-	-	-	-	-	-	-	-	-	-	-	-	-	-	-	-	-	-	-	-	-	-		
Kampong Chhnang	1	-	1,390	811	1,390	811	-	-	-	-	-	-	-	-	-	-	-	-	-	-	-	-	-	-	-	-	-	-	-	-		
Kampong Speu	1	-	1,438	422	1,438	422	-	-	-	-	-	-	-	-	-	-	-	-	-	-	-	-	-	-	-	-	-	-	-	-		
Kampong Thom	1	-	775	158	775	158	-	-	-	-	-	-	-	-	-	-	-	-	-	-	-	-	-	-	-	-	-	-	-	-		
Kampot	2	-	1,920	748	1,920	748	-	-	-	-	-	-	-	-	-	-	-	-	-	-	-	-	-	-	-	-	-	-	-	-		
Kandal	1	-	1,939	809	1,939	809	-	-	-	-	-	-	-	-	-	-	-	-	-	-	-	-	-	-	-	-	-	-	-	-		
Kep	1	-	230	167	230	167	-	-	-	-	-	-	-	-	-	-	-	-	-	-	-	-	-	-	-	-	-	-	-	-		
Koh Kong	1	-	1,410	581	1,410	581	-	-	-	-	-	-	-	-	-	-	-	-	-	-	-	-	-	-	-	-	-	-	-	-		
Kratie	1	-	453	182	453	182	-	-	-	-	-	-	-	-	-	-	-	-	-	-	-	-	-	-	-	-	-	-	-	-		
Mondul Kiri	1	-	282	200	282	200	-	-	-	-	-	-	-	-	-	-	-	-	-	-	-	-	-	-	-	-	-	-	-	-		
Otdar Meanchey	1	-	475	407	475	407	-	-	-	-	-	-	-	-	-	-	-	-	-	-	-	-	-	-	-	-	-	-	-	-		
Pailin	1	-	749	495	749	495	-	-	-	-	-	-	-	-	-	-	-	-	-	-	-	-	-	-	-	-	-	-	-	-		
Phnom Penh	8	22	9,916	4,891	1,392	761	8,524	4,130	-	-	-	-	-	-	-	-	-	-	-	-	-	-	-	-	-	-	-	-	-	-		
Preah Sihanouk	2	-	1,090	304	1,090	304	-	-	-	-	-	-	-	-	-	-	-	-	-	-	-	-	-	-	-	-	-	-	-	-		
Preah Vihear	2	-	1,048	766	1,048	766	-	-	-	-	-	-	-	-	-	-	-	-	-	-	-	-	-	-	-	-	-	-	-	-		
Prey Veng	1	-	1,878	1,144	1,878	1,144	-	-	-	-	-	-	-	-	-	-	-	-	-	-	-	-	-	-	-	-	-	-	-	-		
Pursat	1	-	1,130	496	1,130	496	-	-	-	-	-	-	-	-	-	-	-	-	-	-	-	-	-	-	-	-	-	-	-	-		
Ratanak Kiri	1	-	298	160	298	160	-	-	-	-	-	-	-	-	-	-	-	-	-	-	-	-	-	-	-	-	-	-	-	-		
Siem Reap	2	-	1,290	712	1,290	712	-	-	-	-	-	-	-	-	-	-	-	-	-	-	-	-	-	-	-	-	-	-	-	-		
Stung Treng	1	-	145	68	145	68	-	-	-	-	-	-	-	-	-	-	-	-	-	-	-	-	-	-	-	-	-	-	-	-		
Svay Rieng	1	-	537	242	537	242	-	-	-	-	-	-	-	-	-	-	-	-	-	-	-	-	-	-	-	-	-	-	-	-		
Takeo	1	-	1,163	405	1,163	405	-	-	-	-	-	-	-	-	-	-	-	-	-	-	-	-	-	-	-	-	-	-	-	-		
Tbong Khmum	1	-	1,093	703	1,093	703	-	-	-	-	-	-	-	-	-	-	-	-	-	-	-	-	-	-	-	-	-	-	-	-		
Whole Country	38	22	36,221	17,817	27,697	13,687	8,524	4,130	-	-	-	-	-	-	-	-	-	-	-	-	-	-	-	-	-	-	-	-	-	-		

Table 3 B - C1 Enrollment by Province (MLVT Public Institutions and MLVT Registered Institutions)

Province	Number of institutions		Enrollment						Drop Out						Repetition						Promotion						Graduation						
			Grand Total		Public		Private		Grand Total		Public		Private		Grand Total		Public		Private		Grand Total		Public		Private		Grand Total		Public		Private		
	Public	Private	Total	Female	Total	Female	Total	Female	Total	Female	Total	Female	Total	Female	Total	Female	Total	Female	Total	Female	Total	Female	Total	Female	Total	Female	Total	Female	Total	Female	Total	Female	
Banteay Meanchey	1	-	113	13	113	13	-	-	24	7	24	7	-	-	-	-	-	-	-	-	-	-	-	-	-	-	-	89	8	89	8	-	-
Battambang	3	-	469	126	469	126	-	-	29	3	29	3	-	-	69	22	69	22	-	-	-	-	-	-	-	-	361	91	361	91	-	-	
Kampong Cham	1	-	95	54	95	54	-	-	-	-	-	-	-	-	-	-	-	-	-	-	-	-	-	-	-	-	95	54	95	54	-	-	
Kampong Chhnang	1	-	61	16	61	16	-	-	-	-	-	-	-	-	-	-	-	-	-	-	-	-	-	-	-	-	61	16	61	16	-	-	
Kampong Speu	1	-	110	28	110	28	-	-	35	6	35	6	-	-	-	-	-	-	-	-	-	-	-	-	-	-	70	22	70	22	-	-	
Kampong Thom	1	-	33	4	33	4	-	-	11	3	11	3	-	-	-	-	-	-	-	-	-	-	-	-	-	-	22	1	22	1	-	-	
Kampot	2	-	228	100	228	100	-	-	8	8	8	8	-	-	-	-	-	-	-	-	-	-	-	-	-	-	220	92	220	92	-	-	
Kandal	1	-	98	33	98	33	-	-	-	-	-	-	-	-	-	-	-	-	-	-	-	-	-	-	-	-	98	33	98	33	-	-	
Kep	1	-	56	28	56	28	-	-	-	-	-	-	-	-	-	-	-	-	-	-	-	-	-	-	-	-	56	28	56	28	-	-	
Koh Kong	1	-	211	101	211	101	-	-	22	11	22	11	-	-	2	2	2	2	-	-	-	-	-	-	-	-	187	88	187	88	-	-	
Kratie	1	-	54	27	54	27	-	-	-	-	-	-	-	-	14	7	14	7	-	-	-	-	-	-	-	-	40	20	40	20	-	-	
Mondul Kiri	1	-	13	8	13	8	-	-	3	1	3	1	-	-	-	-	-	-	-	-	-	-	-	-	-	-	10	7	10	7	-	-	
Otdar Meanchey	1	-	-	-	-	-	-	-	-	-	-	-	-	-	-	-	-	-	-	-	-	-	-	-	-	-	-	-	-	-	-	-	
Pailin	1	-	65	35	65	35	-	-	-	-	-	-	-	-	7	3	7	3	-	-	-	-	-	-	-	-	58	32	58	32	-	-	
Phnom Penh	8	22	1,615	498	1,085	239	530	259	169	50	109	14	60	36	-	-	-	-	2	2	346	172	-	-	346	172	1,113	282	991	233	122	49	
Preah Sihanouk	2	-	157	58	157	58	-	-	-	-	-	-	-	-	-	-	-	-	-	-	-	-	-	-	-	-	157	58	157	58	-	-	
Preah Vihear	2	-	40	12	40	12	-	-	10	4	10	4	-	-	-	-	-	-	-	-	-	-	-	-	-	-	30	8	30	8	-	-	
Prey Veng	1	-	75	16	75	16	-	-	9	-	9	-	-	-	-	-	-	-	-	-	-	-	-	-	-	-	66	16	66	16	-	-	
Pursat	1	-	100	33	100	33	-	-	-	-	-	-	-	-	-	-	-	-	-	-	-	-	-	-	-	-	100	33	100	33	-	-	
Ratanak Kiri	1	-	50	22	50	22	-	-	13	5	13	5	-	-	-	-	-	-	-	-	-	-	-	-	-	-	37	17	37	17	-	-	
Siem Reap	2	-	111	11	111	11	-	-	-	-	-	-	-	-	64	8	64	8	-	-	-	-	-	-	-	-	47	3	47	3	-	-	
Stung Treng	1	-	52	33	52	33	-	-	21	15	21	15	-	-	-	-	-	-	-	-	-	-	-	-	-	-	31	18	31	18	-	-	
Svay Rieng	1	-	160	50	160	50	-	-	29	10	29	10	-	-	57	18	57	18	-	-	-	-	-	-	-	-	74	22	74	22	-	-	
Takeo	1	-	197	92	197	92	-	-	30	8	30	8	-	-	61	19	61	19	-	-	-	-	-	-	-	-	106	65	106	65	-	-	
Tbong Khmum	1	-	77	18	77	18	-	-	-	-	-	-	-	-	-	-	-	-	-	-	-	-	-	-	-	-	77	18	77	18	-	-	
Whole Country	38	22	4,240	1,416	3,710	1,157	530	259	413	131	353	95	60	36	274	79	274	79	2	2	346	172	-	-	346	172	3,205	1,032	3,083	983	122	49	

Table 3 C - C2 Enrollment by Province (MLVT Public Institutions and MLVT Registered Institutions)

Province	Number of institutions		Enrollment						Drop Out						Repetition						Promotion						Graduation					
			Grand Total		Public		Private		Grand Total		Public		Private		Grand Total		Public		Private		Grand Total		Public		Private		Grand Total		Public		Private	
	Public	Private	Total	Female	Total	Female	Total	Female	Total	Female	Total	Female	Total	Female	Total	Female	Total	Female	Private	Female	Total	Female	Total	Female	Total	Female	Total	Female	Total	Female	Private	Female
Banteay Meanchey	1	-	81	19	81	19	-	-	-	-	-	-	-	-	-	-	-	-	-	-	-	-	-	-	-	-	81	17	81	17	-	-
Battambang	3	-	124	23	124	23	-	-	1	-	1	-	-	-	2	-	2	-	-	-	-	-	-	-	-	-	100	15	100	15	-	-
Kampong Cham	1	-	16	11	16	11	-	-	-	-	-	-	-	-	-	-	-	-	-	-	-	-	-	-	-	-	16	11	16	11	-	-
Kampong Chhnang	1	-	9	5	9	5	-	-	-	-	-	-	-	-	-	-	-	-	-	-	-	-	-	-	-	-	9	5	9	5	-	-
Kampong Speu	1	-	35	6	35	6	-	-	6	1	6	1	-	-	-	-	-	-	-	-	-	-	-	-	-	-	29	5	29	5	-	-
Kampong Thom	1	-	17	12	17	12	-	-	-	-	-	-	-	-	2	-	2	-	-	-	-	-	-	-	-	-	15	12	15	12	-	-
Kampot	2	-	111	34	111	34	-	-	6	3	6	3	-	-	-	-	-	-	-	-	-	-	-	-	-	-	126	41	126	41	-	-
Kandal	1	-	27	11	27	11	-	-	-	-	-	-	-	-	-	-	-	-	-	-	-	-	-	-	-	-	27	11	27	11	-	-
Kep	1	-	-	-	-	-	-	-	-	-	-	-	-	-	-	-	-	-	-	-	-	-	-	-	-	-	-	-	-	-	-	-
Koh Kong	1	-	105	32	105	32	-	-	10	4	10	4	-	-	-	-	-	-	-	-	-	-	-	-	-	-	55	23	55	23	-	-
Kratie	1	-	11	2	11	2	-	-	-	-	-	-	-	-	-	-	-	-	-	-	-	-	-	-	-	-	11	2	11	2	-	-
Mondul Kiri	1	-	-	-	-	-	-	-	-	-	-	-	-	-	-	-	-	-	-	-	-	-	-	-	-	-	-	-	-	-	-	-
Oddar Meanchey	1	-	-	-	-	-	-	-	-	-	-	-	-	-	-	-	-	-	-	-	-	-	-	-	-	-	-	-	-	-	-	-
Pailin	1	-	-	-	-	-	-	-	-	-	-	-	-	-	-	-	-	-	-	-	-	-	-	-	-	-	-	-	-	-	-	-
Phnom Penh	8	22	397	74	262	31	135	43	30	8	17	-	13	8	2	2	-	-	-	-	106	22	-	-	106	22	301	49	285	36	16	13
Preah Sihanouk	2	-	49	25	49	25	-	-	-	-	-	-	-	-	-	-	-	-	-	-	-	-	-	-	-	-	49	25	49	25	-	-
Preah Vihear	2	-	-	-	-	-	-	-	-	-	-	-	-	-	-	-	-	-	-	-	-	-	-	-	-	-	-	-	-	-	-	-
Prey Veng	1	-	40	14	40	14	-	-	2	2	2	2	-	-	-	-	-	-	-	-	-	-	-	-	-	-	38	12	38	12	-	-
Pursat	1	-	16	3	16	3	-	-	-	-	-	-	-	-	-	-	-	-	-	-	-	-	-	-	-	-	16	3	16	3	-	-
Ratanak Kiri	1	-	-	-	-	-	-	-	-	-	-	-	-	-	-	-	-	-	-	-	-	-	-	-	-	-	-	-	-	-	-	-
Siem Reap	2	-	151	21	151	21	-	-	2	-	2	-	-	-	56	2	56	2	-	-	-	-	-	-	-	-	93	19	93	19	-	-
Stung Treng	1	-	-	-	-	-	-	-	-	-	-	-	-	-	-	-	-	-	-	-	-	-	-	-	-	-	-	-	-	-	-	-
Svay Rieng	1	-	27	2	27	2	-	-	-	-	-	-	-	-	7	-	7	-	-	-	-	-	-	-	-	-	20	2	20	2	-	-
Takeo	1	-	-	-	-	-	-	-	-	-	-	-	-	-	-	-	-	-	-	-	-	-	-	-	-	-	-	-	-	-	-	-
Tbong Khmum	1	-	-	-	-	-	-	-	-	-	-	-	-	-	-	-	-	-	-	-	-	-	-	-	-	-	-	-	-	-	-	-
Whole Country	38	22	1,216	294	1,081	251	135	43	57	18	44	10	13	8	69	4	67	2	-	-	106	22	-	-	106	22	986	252	970	239	16	13

Table 3 D - C3 Enrollment by Province (MLVT Public Institutions and MLVT Registered Institutions)

Province	Number of institutions		Enrollment								Drop Out						Repetition						Promotion						Graduation						
			Grand Total		Public		Private		Grand Total		Public		Private		Grand Total		Public		Private		Grand Total		Public		Private		Grand Total		Public		Private				
	Public	Private	Total	Female	Total	Female	Total	Female	Total	Female	Total	Female	Total	Female	Total	Female	Total	Female	Total	Female	Total	Female	Total	Female	Total	Female	Total	Female	Total	Female	Total	Female			
Banteay Meanchey	1	-	17	5	17	5	-	-	-	-	-	-	-	-	-	-	-	-	-	-	-	-	-	-	-	-	-	-	-	7	1	7	1	-	-
Battambang	3	-	126	29	126	29	-	-	5	1	5	1	-	-	3	-	3	-	-	-	-	-	-	-	-	-	-	-	134	36	134	36	-	-	
Kampong Cham	1	-	-	-	-	-	-	-	-	-	-	-	-	-	-	-	-	-	-	-	-	-	-	-	-	-	-	-	-	-	-	-	-	-	
Kampong Chhnang	1	-	5	4	5	4	-	-	-	-	-	-	-	-	-	-	-	-	-	-	-	-	-	-	-	-	-	5	4	5	4	-	-		
Kampong Speu	1	-	30	9	30	9	-	-	1	-	1	-	-	-	-	-	-	-	-	-	-	-	-	-	-	-	-	29	9	29	9	-	-		
Kampong Thom	1	-	6	1	6	1	-	-	-	-	-	-	-	-	3	-	3	-	-	-	-	-	-	-	-	-	-	3	1	3	1	-	-		
Kampot	2	-	60	13	60	13	-	-	-	-	-	-	-	-	-	-	-	-	-	-	-	-	-	-	-	-	-	60	13	60	13	-	-		
Kandal	1	-	25	13	25	13	-	-	-	-	-	-	-	-	-	-	-	-	-	-	-	-	-	-	-	-	-	25	13	25	13	-	-		
Kep	1	-	-	-	-	-	-	-	-	-	-	-	-	-	-	-	-	-	-	-	-	-	-	-	-	-	-	-	-	-	-	-	-		
Koh Kong	1	-	67	14	67	14	-	-	-	-	-	-	-	-	-	-	-	-	-	-	-	-	-	-	-	-	-	67	11	67	11	-	-		
Kratie	1	-	9	1	9	1	-	-	3	-	3	-	-	-	-	-	-	-	-	-	-	-	-	-	-	-	-	6	1	6	1	-	-		
Mondul Kiri	1	-	-	-	-	-	-	-	-	-	-	-	-	-	-	-	-	-	-	-	-	-	-	-	-	-	-	-	-	-	-	-	-		
Otdar Meanchey	1	-	-	-	-	-	-	-	-	-	-	-	-	-	-	-	-	-	-	-	-	-	-	-	-	-	-	-	-	-	-	-	-		
Pailin	1	-	-	-	-	-	-	-	-	-	-	-	-	-	-	-	-	-	-	-	-	-	-	-	-	-	-	-	-	-	-	-	-		
Phnom Penh	8	22	419	117	132	1	287	116	5	-	1	-	4	-	-	-	-	-	-	-	-	-	-	-	-	-	-	418	117	135	1	283	116		
Preah Sihanouk	2	-	36	8	36	8	-	-	5	4	5	4	-	-	-	-	-	-	-	-	-	-	-	-	-	-	-	31	4	31	4	-	-		
Preah Vihear	2	-	-	-	-	-	-	-	-	-	-	-	-	-	-	-	-	-	-	-	-	-	-	-	-	-	-	-	-	-	-	-	-		
Prey Veng	1	-	-	-	-	-	-	-	-	-	-	-	-	-	-	-	-	-	-	-	-	-	-	-	-	-	-	-	-	-	-	-	-		
Pursat	1	-	-	-	-	-	-	-	-	-	-	-	-	-	-	-	-	-	-	-	-	-	-	-	-	-	-	-	-	-	-	-	-		
Ratanak Kiri	1	-	-	-	-	-	-	-	-	-	-	-	-	-	-	-	-	-	-	-	-	-	-	-	-	-	-	-	-	-	-	-	-		
Siem Reap	2	-	46	3	46	3	-	-	7	-	7	-	-	7	-	7	-	-	-	-	-	-	-	-	-	-	-	22	2	22	2	-	-		
Stung Treng	1	-	-	-	-	-	-	-	-	-	-	-	-	-	-	-	-	-	-	-	-	-	-	-	-	-	-	-	-	-	-	-	-		
Svay Rieng	1	-	13	-	13	-	-	-	-	-	-	-	-	1	-	1	-	-	-	-	-	-	-	-	-	-	-	12	-	12	-	-	-		
Takeo	1	-	21	10	21	10	-	-	-	-	-	-	-	-	-	-	-	-	-	-	-	-	-	-	-	-	21	10	21	10	-	-			
Tbong Khmum	1	-	-	-	-	-	-	-	-	-	-	-	-	-	-	-	-	-	-	-	-	-	-	-	-	-	-	-	-	-	-	-	-		
Whole Country	38	22	880	227	593	111	287	116	26	5	22	5	4	-	14	-	14	-	-	-	-	-	-	-	-	-	840	222	557	106	283	116			

Table 3 E - High Diploma Enrollment by Province (MLVT Public Institutions and MLVT Registered Institutions)

Province	Number of institutions		Enrollment						Drop Out						Repetition						Promotion						Graduation					
			Grand Total		Public		Private		Grand Total		Public		Private		Grand Total		Public		Private		Grand Total		Public		Private		Grand Total		Public		Private	
	Public	Private	Total	Female	Total	Female	Total	Female	Total	Female	Total	Female	Total	Female	Total	Female	Total	Female	Private	Female	Total	Female	Total	Female	Total	Female	Total	Female	Total	Female	Private	Female
Banteay Meanchey	1	-	109	39	109	39	-	-	2	1	2	1	-	-	-	-	-	-	-	106	37	106	37	-	-	1	1	1	1	-	-	
Battambang	3	-	603	145	603	145	-	-	83	14	83	14	-	-	10	3	10	3	-	172	45	172	45	-	-	338	83	338	83	-	-	
Kampong Cham	1	-	191	126	191	126	-	-	-	-	-	-	-	-	63	29	63	29	-	-	-	-	-	-	128	97	128	97	-	-		
Kampong Chhnang	1	-	69	33	69	33	-	-	13	8	13	8	-	-	-	-	-	-	-	51	22	51	22	-	-	5	3	5	3	-	-	
Kampong Speu	1	-	53	13	53	13	-	-	-	-	-	-	-	-	-	-	-	-	-	-	-	-	-	-	53	13	53	13	-	-		
Kampong Thom	1	-	95	46	95	46	-	-	21	10	21	10	-	-	1	1	1	1	-	46	18	46	18	-	-	27	17	27	17	-	-	
Kampot	2	-	180	40	180	40	-	-	-	-	-	-	-	-	-	-	-	-	-	-	-	-	-	-	180	40	180	40	-	-		
Kandal	1	-	217	66	217	66	-	-	-	-	-	-	-	-	-	-	-	-	-	-	-	-	-	-	217	66	217	66	-	-		
Kep	1	-	-	-	-	-	-	-	-	-	-	-	-	-	-	-	-	-	-	-	-	-	-	-	-	-	-	-	-	-	-	
Koh Kong	1	-	261	125	261	125	-	-	36	18	36	18	-	-	1	-	1	-	-	124	69	124	69	-	-	100	38	100	38	-	-	
Kratie	1	-	13	5	13	5	-	-	-	-	-	-	-	-	-	-	-	-	-	13	5	13	5	-	-	-	-	-	-	-	-	
Mondul Kiri	1	-	49	28	49	28	-	-	24	13	24	13	-	-	-	-	-	-	-	-	-	-	-	-	25	15	25	15	-	-		
Otdar Meanchey	1	-	-	-	-	-	-	-	-	-	-	-	-	-	-	-	-	-	-	-	-	-	-	-	-	-	-	-	-	-	-	
Pailin	1	-	-	-	-	-	-	-	-	-	-	-	-	-	-	-	-	-	-	-	-	-	-	-	-	-	-	-	-	-	-	
Phnom Penh	8	22	7,121	1,624	5,889	1,146	1,232	478	413	128	335	121	78	7	223	7	197	7	26	3,321	402	3,080	353	241	49	3,164	1,087	2,277	665	887	422	
Preah Sihanouk	2	-	160	47	160	47	-	-	5	1	5	1	-	-	-	-	-	-	-	49	4	49	4	-	-	106	42	106	42	-	-	
Preah Vihear	2	-	-	-	-	-	-	-	-	-	-	-	-	-	-	-	-	-	-	-	-	-	-	-	-	-	-	-	-	-	-	
Prey Veng	1	-	-	-	-	-	-	-	-	-	-	-	-	-	-	-	-	-	-	-	-	-	-	-	-	-	-	-	-	-	-	
Pursat	1	-	178	97	178	97	-	-	-	-	-	-	-	-	65	36	65	36	-	-	-	-	-	-	113	61	113	61	-	-		
Ratanak Kiri	1	-	10	4	10	4	-	-	5	2	5	2	-	-	-	-	-	-	-	5	2	5	2	-	-	-	-	-	-	-	-	
Siem Reap	2	-	334	51	334	51	-	-	-	-	-	-	-	-	129	19	129	19	-	95	20	95	20	-	-	110	12	110	12	-	-	
Stung Treng	1	-	92	42	92	42	-	-	-	-	-	-	-	-	-	-	-	-	-	71	34	71	34	-	-	21	8	21	8	-	-	
Svay Rieng	1	-	317	83	317	83	-	-	109	35	109	35	-	-	38	10	38	10	-	166	38	166	38	-	-	4	-	4	-	-	-	
Takeo	1	-	114	39	114	39	-	-	35	11	35	11	-	-	4	2	4	2	-	34	8	34	8	-	-	41	18	41	18	-	-	
Tbong Khmum	1	-	40	25	40	25	-	-	-	-	-	-	-	-	-	-	-	-	-	-	-	-	-	-	40	25	40	25	-	-		
Whole Country	38	22	10,206	2,678	8,974	2,200	1,232	478	746	241	668	234	78	7	534	107	508	107	26	4,253	704	4,012	655	241	49	4,673	1,626	3,786	1,204	887	422	

Table 3 F - Bachelor Enrollment by Province (MLVT Public Institutions and MLVT Registered Institutions)

Province	Number of institutions		Enrollment						Drop Out						Repetition						Promotion						Graduation					
			Grand Total		Public		Private		Grand Total		Public		Private		Grand Total		Public		Private		Grand Total		Public		Private		Grand Total		Public		Private	
	Public	Private	Total	Female	Total	Female	Total	Female	Total	Female	Total	Female	Total	Female	Total	Female	Total	Female	Private	Female	Total	Female	Total	Female	Total	Female	Total	Female	Total	Female	Private	Female
Banteay Meanchey	1	-	24	8	24	8	-	-	-	-	-	-	-	-	-	-	-	-	-	24	8	24	8	-	-	-	-	-	-	-	-	
Battambang	3	-	757	266	757	266	-	-	29	11	29	11	-	-	-	-	-	-	-	529	213	529	213	-	-	199	42	199	42	-	-	
Kampong Cham	1	-	139	60	139	60	-	-	27	16	27	16	-	-	111	44	111	44	-	-	-	-	-	-	1	-	1	-	-	-		
Kampong Chhnang	1	-	-	-	-	-	-	-	-	-	-	-	-	-	-	-	-	-	-	-	-	-	-	-	-	-	-	-	-	-		
Kampong Speu	1	-	-	-	-	-	-	-	-	-	-	-	-	-	-	-	-	-	-	-	-	-	-	-	-	-	-	-	-	-		
Kampong Thom	1	-	121	62	121	62	-	-	42	21	42	21	-	-	-	-	-	-	-	79	41	79	41	-	-	-	-	-	-	-		
Kampot	2	-	665	417	665	417	-	-	-	-	-	-	-	-	-	-	-	-	-	12	9	12	9	-	-	653	408	653	408	-	-	
Kandal	1	-	-	-	-	-	-	-	-	-	-	-	-	-	-	-	-	-	-	-	-	-	-	-	-	-	-	-	-	-		
Kep	1	-	-	-	-	-	-	-	-	-	-	-	-	-	-	-	-	-	-	-	-	-	-	-	-	-	-	-	-	-		
Koh Kong	1	-	-	-	-	-	-	-	-	-	-	-	-	-	-	-	-	-	-	-	-	-	-	-	-	-	-	-	-	-		
Kratie	1	-	-	-	-	-	-	-	-	-	-	-	-	-	-	-	-	-	-	-	-	-	-	-	-	-	-	-	-	-		
Mondul Kiri	1	-	-	-	-	-	-	-	-	-	-	-	-	-	-	-	-	-	-	-	-	-	-	-	-	-	-	-	-	-		
Otdar Meanchey	1	-	-	-	-	-	-	-	-	-	-	-	-	-	-	-	-	-	-	-	-	-	-	-	-	-	-	-	-	-		
Pailin	1	-	-	-	-	-	-	-	-	-	-	-	-	-	-	-	-	-	-	-	-	-	-	-	-	-	-	-	-	-		
Phnom Penh	8	22	16,355	4,995	14,002	3,875	2,353	1,120	765	269	615	221	150	48	491	74	338	35	153	39	11,073	2,647	9,256	1,737	1,817	910	4,026	2,005	3,793	1,882	233	123
Preah Sihanouk	2	-	305	104	305	104	-	-	1	1	1	1	-	-	-	-	-	-	-	109	39	109	39	-	-	195	64	195	64	-	-	
Preah Vihear	2	-	-	-	-	-	-	-	-	-	-	-	-	-	-	-	-	-	-	-	-	-	-	-	-	-	-	-	-	-	-	
Prey Veng	1	-	-	-	-	-	-	-	-	-	-	-	-	-	-	-	-	-	-	-	-	-	-	-	-	-	-	-	-	-	-	
Pursat	1	-	112	46	112	46	-	-	-	-	-	-	-	-	111	45	111	45	-	-	-	-	-	-	1	1	1	1	-	-	-	
Ratanak Kiri	1	-	-	-	-	-	-	-	-	-	-	-	-	-	-	-	-	-	-	-	-	-	-	-	-	-	-	-	-	-	-	
Siem Reap	2	-	236	109	236	109	-	-	-	-	-	-	-	-	84	76	84	76	-	-	102	15	102	15	-	-	50	18	50	18	-	-
Stung Treng	1	-	-	-	-	-	-	-	-	-	-	-	-	-	-	-	-	-	-	-	-	-	-	-	-	-	-	-	-	-	-	
Svay Rieng	1	-	102	33	102	33	-	-	17	11	17	11	-	-	6	2	6	2	-	-	79	20	79	20	-	-	-	-	-	-	-	
Takeo	1	-	161	100	161	100	-	-	61	36	61	36	-	-	1	-	1	-	-	75	51	75	51	-	-	24	13	24	13	-	-	
Tbong Khmum	1	-	-	-	-	-	-	-	-	-	-	-	-	-	-	-	-	-	-	-	-	-	-	-	-	-	-	-	-	-	-	
Whole Country	38	22	18,977	6,200	16,624	5,080	2,353	1,120	942	365	792	317	150	48	804	241	651	202	153	39	12,082	3,043	10,265	2,133	1,817	910	5,149	2,551	4,916	2,428	233	123

Table 3 G - Master Enrollment by Province (MLVT Public Institutions and MLVT Registered Institutions)

Province	Number of institutions		Enrollment								Drop Out						Repetition						Promotion						Graduation					
			Grand Total		Public		Private		Grand Total		Public		Private		Grand Total		Public		Private		Grand Total		Public		Private		Grand Total		Public		Private			
	Public	Private	Total	Female	Total	Female	Total	Female	Total	Female	Total	Female	Total	Female	Total	Female	Total	Female	Total	Female	Total	Female	Total	Female	Total	Female	Total	Female	Total	Female	Total	Female		
Banteay Meanchey	1	-	-	-	-	-	-	-	-	-	-	-	-	-	-	-	-	-	-	-	-	-	-	-	-	-	-	-	-	-	-			
Battambang	3	-	-	-	-	-	-	-	-	-	-	-	-	-	-	-	-	-	-	-	-	-	-	-	-	-	-	-	-	-	-			
Kampong Cham	1	-	-	-	-	-	-	-	-	-	-	-	-	-	-	-	-	-	-	-	-	-	-	-	-	-	-	-	-	-	-			
Kampong Chhnang	1	-	-	-	-	-	-	-	-	-	-	-	-	-	-	-	-	-	-	-	-	-	-	-	-	-	-	-	-	-	-			
Kampong Speu	1	-	-	-	-	-	-	-	-	-	-	-	-	-	-	-	-	-	-	-	-	-	-	-	-	-	-	-	-	-	-			
Kampong Thom	1	-	-	-	-	-	-	-	-	-	-	-	-	-	-	-	-	-	-	-	-	-	-	-	-	-	-	-	-	-	-			
Kampot	2	-	-	-	-	-	-	-	-	-	-	-	-	-	-	-	-	-	-	-	-	-	-	-	-	-	-	-	-	-	-			
Kandal	1	-	-	-	-	-	-	-	-	-	-	-	-	-	-	-	-	-	-	-	-	-	-	-	-	-	-	-	-	-	-			
Kep	1	-	-	-	-	-	-	-	-	-	-	-	-	-	-	-	-	-	-	-	-	-	-	-	-	-	-	-	-	-	-			
Koh Kong	1	-	-	-	-	-	-	-	-	-	-	-	-	-	-	-	-	-	-	-	-	-	-	-	-	-	-	-	-	-	-			
Kratie	1	-	-	-	-	-	-	-	-	-	-	-	-	-	-	-	-	-	-	-	-	-	-	-	-	-	-	-	-	-	-			
Mondul Kiri	1	-	-	-	-	-	-	-	-	-	-	-	-	-	-	-	-	-	-	-	-	-	-	-	-	-	-	-	-	-	-			
Otdar Meanchey	1	-	-	-	-	-	-	-	-	-	-	-	-	-	-	-	-	-	-	-	-	-	-	-	-	-	-	-	-	-	-			
Pailin	1	-	-	-	-	-	-	-	-	-	-	-	-	-	-	-	-	-	-	-	-	-	-	-	-	-	-	-	-	-	-			
Phnom Penh	8	22	810	226	286	62	524	164	41	14	21	7	20	7	39	6	3	1	36	5	553	171	139	31	414	140	177	35	123	23	54	12		
Preah Sihanouk	2	-	-	-	-	-	-	-	-	-	-	-	-	-	-	-	-	-	-	-	-	-	-	-	-	-	-	-	-	-	-			
Preah Vihear	2	-	-	-	-	-	-	-	-	-	-	-	-	-	-	-	-	-	-	-	-	-	-	-	-	-	-	-	-	-	-			
Prey Veng	1	-	-	-	-	-	-	-	-	-	-	-	-	-	-	-	-	-	-	-	-	-	-	-	-	-	-	-	-	-	-			
Pursat	1	-	-	-	-	-	-	-	-	-	-	-	-	-	-	-	-	-	-	-	-	-	-	-	-	-	-	-	-	-	-			
Ratanak Kiri	1	-	-	-	-	-	-	-	-	-	-	-	-	-	-	-	-	-	-	-	-	-	-	-	-	-	-	-	-	-	-			
Siem Reap	2	-	-	-	-	-	-	-	-	-	-	-	-	-	-	-	-	-	-	-	-	-	-	-	-	-	-	-	-	-	-			
Stung Treng	1	-	-	-	-	-	-	-	-	-	-	-	-	-	-	-	-	-	-	-	-	-	-	-	-	-	-	-	-	-	-			
Svay Rieng	1	-	-	-	-	-	-	-	-	-	-	-	-	-	-	-	-	-	-	-	-	-	-	-	-	-	-	-	-	-	-			
Takeo	1	-	-	-	-	-	-	-	-	-	-	-	-	-	-	-	-	-	-	-	-	-	-	-	-	-	-	-	-	-	-			
Tbong Khmum	1	-	-	-	-	-	-	-	-	-	-	-	-	-	-	-	-	-	-	-	-	-	-	-	-	-	-	-	-	-	-			
Whole Country	38	22	810	226	286	62	524	164	41	14	21	7	20	7	39	6	3	1	36	5	553	171	139	31	414	140	177	35	123	23	54	12		

Table 3 H - PhD Enrollment by Province (MLVT Public Institutions and MLVT Registered Institutions)

Province	Number of institutions		Enrollment								Drop Out						Repetition						Promotion						Graduation					
			Grand Total		Public		Private		Grand Total		Public		Private		Grand Total		Public		Private		Grand Total		Public		Private		Grand Total		Public		Private			
	Public	Private	Total	Female	Total	Female	Total	Female	Total	Female	Total	Female	Total	Female	Total	Female	Total	Female	Total	Female	Total	Female	Total	Female	Total	Female	Total	Female	Total	Female	Total	Female		
Banteay Meanchey	1	-	-	-	-	-	-	-	-	-	-	-	-	-	-	-	-	-	-	-	-	-	-	-	-	-	-	-	-	-	-			
Battambang	3	-	-	-	-	-	-	-	-	-	-	-	-	-	-	-	-	-	-	-	-	-	-	-	-	-	-	-	-	-	-			
Kampong Cham	1	-	-	-	-	-	-	-	-	-	-	-	-	-	-	-	-	-	-	-	-	-	-	-	-	-	-	-	-	-	-			
Kampong Chhnang	1	-	-	-	-	-	-	-	-	-	-	-	-	-	-	-	-	-	-	-	-	-	-	-	-	-	-	-	-	-	-			
Kampong Speu	1	-	-	-	-	-	-	-	-	-	-	-	-	-	-	-	-	-	-	-	-	-	-	-	-	-	-	-	-	-	-			
Kampong Thom	1	-	-	-	-	-	-	-	-	-	-	-	-	-	-	-	-	-	-	-	-	-	-	-	-	-	-	-	-	-	-			
Kampot	2	-	-	-	-	-	-	-	-	-	-	-	-	-	-	-	-	-	-	-	-	-	-	-	-	-	-	-	-	-	-			
Kandal	1	-	-	-	-	-	-	-	-	-	-	-	-	-	-	-	-	-	-	-	-	-	-	-	-	-	-	-	-	-	-			
Kep	1	-	-	-	-	-	-	-	-	-	-	-	-	-	-	-	-	-	-	-	-	-	-	-	-	-	-	-	-	-	-			
Koh Kong	1	-	-	-	-	-	-	-	-	-	-	-	-	-	-	-	-	-	-	-	-	-	-	-	-	-	-	-	-	-	-			
Kratie	1	-	-	-	-	-	-	-	-	-	-	-	-	-	-	-	-	-	-	-	-	-	-	-	-	-	-	-	-	-	-			
Mondul Kiri	1	-	-	-	-	-	-	-	-	-	-	-	-	-	-	-	-	-	-	-	-	-	-	-	-	-	-	-	-	-	-			
Otdar Meanchey	1	-	-	-	-	-	-	-	-	-	-	-	-	-	-	-	-	-	-	-	-	-	-	-	-	-	-	-	-	-	-			
Pailin	1	-	-	-	-	-	-	-	-	-	-	-	-	-	-	-	-	-	-	-	-	-	-	-	-	-	-	-	-	-	-			
Phnom Penh	8	22	-	-	-	-	-	-	-	-	-	-	-	-	-	-	-	-	-	-	-	-	-	-	-	-	-	-	-	-	-			
Preah Sihanouk	2	-	-	-	-	-	-	-	-	-	-	-	-	-	-	-	-	-	-	-	-	-	-	-	-	-	-	-	-	-	-			
Preah Vihear	2	-	-	-	-	-	-	-	-	-	-	-	-	-	-	-	-	-	-	-	-	-	-	-	-	-	-	-	-	-	-			
Prey Veng	1	-	-	-	-	-	-	-	-	-	-	-	-	-	-	-	-	-	-	-	-	-	-	-	-	-	-	-	-	-	-			
Pursat	1	-	-	-	-	-	-	-	-	-	-	-	-	-	-	-	-	-	-	-	-	-	-	-	-	-	-	-	-	-	-			
Ratanak Kiri	1	-	-	-	-	-	-	-	-	-	-	-	-	-	-	-	-	-	-	-	-	-	-	-	-	-	-	-	-	-	-			
Siem Reap	2	-	-	-	-	-	-	-	-	-	-	-	-	-	-	-	-	-	-	-	-	-	-	-	-	-	-	-	-	-	-			
Stung Treng	1	-	-	-	-	-	-	-	-	-	-	-	-	-	-	-	-	-	-	-	-	-	-	-	-	-	-	-	-	-	-			
Svay Rieng	1	-	-	-	-	-	-	-	-	-	-	-	-	-	-	-	-	-	-	-	-	-	-	-	-	-	-	-	-	-	-			
Takeo	1	-	-	-	-	-	-	-	-	-	-	-	-	-	-	-	-	-	-	-	-	-	-	-	-	-	-	-	-	-	-			
Tbong Khmum	1	-	-	-	-	-	-	-	-	-	-	-	-	-	-	-	-	-	-	-	-	-	-	-	-	-	-	-	-	-	-			
Whole Country	38	22	-	-	-	-	-	-	-	-	-	-	-	-	-	-	-	-	-	-	-	-	-	-	-	-	-	-	-	-	-			

Table 4 A - MLVT Public Training Institutions, Students and Staff by Province

Province	Number of institutions	Enrollment		Drop Out		Graduation		Teaching Staff		Non-teaching Staff		Total Staff	
		Total	Female	Total	Female	Total	Female	Total	Female	Total	Female	Total	Female
Banteay Meanchey	1	1,410	880	26	8	1,244	823	18	17	37	12	55	17
Battambang	3	4,868	1,819	147	29	3,921	1,497	189	83	83	26	272	83
Kampong Cham	1	2,158	1,171	27	16	1,957	1,082	102	76	51	23	153	76
Kampong Chhnang	1	1,534	869	13	8	1,470	839	89	23	14	2	103	23
Kampong Speu	1	1,666	478	42	7	1,619	471	241	57	66	8	307	57
Kampong Thom	1	1,047	283	74	34	842	189	43	16	25	4	68	16
Kampot	2	3,164	1,352	14	11	3,159	1,342	99	64	99	28	198	64
Kandal	1	2,306	932	-	-	2,306	932	10	39	145	34	155	39
Kep	1	286	195	-	-	286	195	23	7	15	3	38	7
Koh Kong	1	2,054	853	68	33	1,819	741	22	11	63	6	85	11
Kratie	1	540	217	3	-	510	205	67	9	10	2	77	9
Mondul Kiri	1	344	236	27	14	317	222	83	43	63	17	146	43
Otdar Meanchey	1	475	407	-	-	475	407	69	10	9	3	78	10
Pailin	1	814	530	-	-	807	527	24	8	10	2	34	8
Phnom Penh	8	23,048	6,115	1,098	363	8,996	3,601	307	222	647	163	954	222
Preah Sihanouk	2	1,797	546	11	6	1,628	497	93	26	79	13	172	26
Preah Vihear	2	1,088	778	10	4	1,078	774	193	75	86	13	279	75
Prey Veng	1	1,993	1,174	11	2	1,982	1,172	14	17	56	15	70	17
Pursat	1	1,536	675	-	-	1,360	594	210	35	43	7	253	35
Ratanak Kiri	1	358	186	18	7	335	177	37	30	75	21	112	30
Siem Reap	2	2,168	907	9	-	1,612	766	114	44	99	25	213	44
Stung Treng	1	289	143	21	15	197	94	39	17	13	4	52	17
Svay Rieng	1	1,156	410	155	56	647	266	75	14	20	3	95	14
Takeo	1	1,656	646	126	55	1,355	511	25	40	150	37	175	40
Tbong Khmum	1	1,210	746	-	-	1,210	746	126	61	50	14	176	61
Whole Country	38	58,965	22,548	1,900	668	41,132	18,670	2,312	1,044	2,008	485	4,320	1,044

Table 4 B - MLVT Registered Training Institutions, Students and Staff by Province

Province	Number of institutions	Enrollment		Drop Out		Graduation		Teaching Staff		Non-teaching Staff		Total Staff	
		Total	Female	Total	Female	Total	Female	Total	Female	Total	Female	Total	Female
Banteay Meanchey	-	-	-	-	-	-	-	-	-	-	-	-	-
Battambang	-	-	-	-	-	-	-	-	-	-	-	-	-
Kampong Cham	-	-	-	-	-	-	-	-	-	-	-	-	-
Kampong Chhnang	-	-	-	-	-	-	-	-	-	-	-	-	-
Kampong Speu	-	-	-	-	-	-	-	-	-	-	-	-	-
Kampong Thom	-	-	-	-	-	-	-	-	-	-	-	-	-
Kampot	-	-	-	-	-	-	-	-	-	-	-	-	-
Kandal	-	-	-	-	-	-	-	-	-	-	-	-	-
Kep	-	-	-	-	-	-	-	-	-	-	-	-	-
Koh Kong	-	-	-	-	-	-	-	-	-	-	-	-	-
Kratie	-	-	-	-	-	-	-	-	-	-	-	-	-
Mondul Kiri	-	-	-	-	-	-	-	-	-	-	-	-	-
Otdar Meanchey	-	-	-	-	-	-	-	-	-	-	-	-	-
Pailin	-	-	-	-	-	-	-	-	-	-	-	-	-
Phnom Penh	22	13,585	6,310	267	72	10,156	4,865	94	99	181	80	275	99
Preah Sihanouk	-	-	-	-	-	-	-	-	-	-	-	-	-
Preah Vihear	-	-	-	-	-	-	-	-	-	-	-	-	-
Prey Veng	-	-	-	-	-	-	-	-	-	-	-	-	-
Pursat	-	-	-	-	-	-	-	-	-	-	-	-	-
Ratanak Kiri	-	-	-	-	-	-	-	-	-	-	-	-	-
Siem Reap	-	-	-	-	-	-	-	-	-	-	-	-	-
Stung Treng	-	-	-	-	-	-	-	-	-	-	-	-	-
Svay Rieng	-	-	-	-	-	-	-	-	-	-	-	-	-
Takeo	-	-	-	-	-	-	-	-	-	-	-	-	-
Tbong Khmum	-	-	-	-	-	-	-	-	-	-	-	-	-
Whole Country	22	13,585	6,310	267	72	10,156	4,865	94	99	181	80	275	99

Table 5 A - MLVT Registered Training Institution Staff by Education Qualification and Pedagogical Training by Province

Province	Grand Total	Teaching Staff Total	Teaching Staff									Non Teaching Staff Total	Non Teaching Staff									Teaching Staff with Pedagogy Training		
			Primary	L.Sec	U.Sec	Short	Cert.	Diploma	Bachelor	Master	PhD		Primary	L.Sec	U.Sec	Short	Cert.	Diploma	Bachelor	Master	PhD	NONE	Junior	Senior
Banteay Meanchey	55	18	0	0	1	8	0	0	8	1	0	37	0	0	3	9	0	0	23	2	0	7	3	8
Battambang	272	189	3	3	79	23	2	2	69	8	0	83	0	5	23	4	0	4	34	13	0	36	45	108
Kampong Cham	153	102	1	3	81	6	0	1	10	0	0	51	0	8	30	6	0	0	6	1	0	79	5	18
Kampong Chhnang	103	89	3	10	75	0	0	1	0	0	0	14	1	1	9	0	0	0	2	1	0	38	19	32
Kampong Speu	307	241	4	23	197	6	1	4	6	0	0	66	0	5	53	0	0	0	6	2	0	58	84	99
Kampong Thom	68	43	2	3	17	5	0	7	7	2	0	25	1	1	15	1	0	1	4	2	0	18	8	17
Kampot	198	99	4	14	48	12	0	3	17	1	0	99	0	1	82	0	0	4	9	3	0	55	8	36
Kandal	155	10	0	0	8	2	0	0	0	0	0	145	0	6	79	1	0	30	25	4	0	6	0	4
Kep	38	23	0	0	10	0	0	2	11	0	0	15	0	0	6	1	0	1	7	0	0	5	3	15
Koh Kong	85	22	1	0	18	1	0	1	1	0	0	63	0	1	29	4	0	4	25	0	0	15	4	3
Kratie	77	67	1	6	28	25	0	1	6	0	0	10	0	2	4	2	0	1	1	0	0	47	6	14
Mondul Kiri	146	83	14	33	21	7	4	2	2	0	0	63	9	12	24	2	0	1	15	0	0	72	3	8
Otdar Meanchey	78	69	0	0	1	39	0	13	16	0	0	9	0	0	1	1	0	1	6	0	0	56	4	9
Pailin	34	24	0	0	21	0	0	2	1	0	0	10	0	0	9	0	0	1	0	0	0	11	5	8
Phnom Penh	954	307	0	0	69	23	4	55	120	36	0	647	18	4	171	27	6	45	243	131	2	90	66	151
Preah Sihanouk	172	93	4	11	51	0	0	3	24	0	0	79	1	7	60	3	0	1	5	2	0	48	8	37
Preah Vihear	279	193	20	69	76	8	1	1	18	0	0	86	4	14	50	4	0	3	11	0	0	178	1	14
Prey Veng	70	14	0	1	1	3	1	0	7	1	0	56	0	9	34	0	0	2	10	1	0	5	2	7
Pursat	253	210	2	32	125	22	0	8	21	0	0	43	0	0	13	0	0	9	21	0	0	161	9	40
Ratanak Kiri	112	37	1	6	23	1	0	0	6	0	0	75	6	10	45	2	0	1	11	0	0	17	14	6
Siem Reap	213	114	10	17	19	23	2	11	29	3	0	99	1	0	14	4	0	11	61	8	0	68	13	33
Stung Treng	52	39	2	1	23	8	0	1	3	1	0	13	0	0	2	1	0	7	2	1	0	26	7	6
Svay Rieng	95	75	0	0	27	12	0	14	20	2	0	20	0	0	6	0	0	1	9	4	0	23	14	38
Takeo	175	25	0	0	5	0	0	3	15	2	0	150	0	0	14	15	0	9	106	6	0	2	5	18
Tbong Khmum			6	49	39	6	-	3	22	1	-	50	1	7	30	0	0	1	9	2	0	109	1	16
Whole Country	4,320	2,312	78	281	1,063	240	15	138	439	58	0	2,008	42	93	806	87	6	138	651	183	2	1,230	337	745

Table 5 B - NON MLVT Registered Training Institution Staff by Education Qualification and Pedagogical Training by Province

Province	Grand Total	Teaching Staff Total	Teaching Staff									Non Teaching Staff Total	Non Teaching Staff									Teaching Staff with Pedagogy Training		
			Primary	L.Sec	U.Sec	Short	Cert.	Diploma	Bachelor	Master	PhD		Primary	L.Sec	U.Sec	Short	Cert.	Diploma	Bachelor	Master	PhD	NONE	Basic	Advance
Banteay Meanchey	-	-	-	-	-	-	-	-	-	-	-	-	-	-	-	-	-	-	-	-	-	-	-	-
Battambang	-	-	-	-	-	-	-	-	-	-	-	-	-	-	-	-	-	-	-	-	-	-	-	-
Kampong Cham	-	-	-	-	-	-	-	-	-	-	-	-	-	-	-	-	-	-	-	-	-	-	-	-
Kampong Chhnang	-	-	-	-	-	-	-	-	-	-	-	-	-	-	-	-	-	-	-	-	-	-	-	-
Kampong Speu	-	-	-	-	-	-	-	-	-	-	-	-	-	-	-	-	-	-	-	-	-	-	-	-
Kampong Thom	-	-	-	-	-	-	-	-	-	-	-	-	-	-	-	-	-	-	-	-	-	-	-	-
Kampot	-	-	-	-	-	-	-	-	-	-	-	-	-	-	-	-	-	-	-	-	-	-	-	-
Kandal	-	-	-	-	-	-	-	-	-	-	-	-	-	-	-	-	-	-	-	-	-	-	-	-
Kep	-	-	-	-	-	-	-	-	-	-	-	-	-	-	-	-	-	-	-	-	-	-	-	-
Koh Kong	-	-	-	-	-	-	-	-	-	-	-	-	-	-	-	-	-	-	-	-	-	-	-	-
Kratie	-	-	-	-	-	-	-	-	-	-	-	-	-	-	-	-	-	-	-	-	-	-	-	-
Mondul Kiri	-	-	-	-	-	-	-	-	-	-	-	-	-	-	-	-	-	-	-	-	-	-	-	-
Otdar Meanchey	-	-	-	-	-	-	-	-	-	-	-	-	-	-	-	-	-	-	-	-	-	-	-	-
Pailin	-	-	-	-	-	-	-	-	-	-	-	-	-	-	-	-	-	-	-	-	-	-	-	-
Phnom Penh	275	94	2	4	60	2	-	3	20	3	-	181	4	3	103	4	-	18	39	8	2	89	3	2
Preah Sihanouk	-	-	-	-	-	-	-	-	-	-	-	-	-	-	-	-	-	-	-	-	-	-	-	-
Preah Vihear	-	-	-	-	-	-	-	-	-	-	-	-	-	-	-	-	-	-	-	-	-	-	-	-
Prey Veng	-	-	-	-	-	-	-	-	-	-	-	-	-	-	-	-	-	-	-	-	-	-	-	-
Pursat	-	-	-	-	-	-	-	-	-	-	-	-	-	-	-	-	-	-	-	-	-	-	-	-
Ratanak Kiri	-	-	-	-	-	-	-	-	-	-	-	-	-	-	-	-	-	-	-	-	-	-	-	-
Siem Reap	-	-	-	-	-	-	-	-	-	-	-	-	-	-	-	-	-	-	-	-	-	-	-	-
Stung Treng	-	-	-	-	-	-	-	-	-	-	-	-	-	-	-	-	-	-	-	-	-	-	-	-
Svay Rieng	-	-	-	-	-	-	-	-	-	-	-	-	-	-	-	-	-	-	-	-	-	-	-	-
Takeo	-	-	-	-	-	-	-	-	-	-	-	-	-	-	-	-	-	-	-	-	-	-	-	-
Tbong Khmum	-	-	-	-	-	-	-	-	-	-	-	-	-	-	-	-	-	-	-	-	-	-	-	-
Whole Country	275	94	2	4	60	2	-	3	20	3	-	181	4	3	103	4	-	18	39	8	2	89	3	2

Table 6 A - MLVT Public Training Institution Non Teaching Staff by Functions by Province

<i>Province</i>	<i>Total</i>	<i>Director</i>	<i>D. Director</i>	<i>Admin</i>	<i>Account</i>	<i>Planning</i>	<i>Equipment Maint.</i>	<i>Facility Maint.</i>	<i>Community Development Specialist</i>	<i>Curriculum Writer</i>	<i>Academic Affair</i>	<i>Librarian</i>	<i>Driver</i>	<i>Other</i>
Banteay Meanchey	37	1	3	4	2	2	0	0	0	0	9	0	0	16
Battambang	81	3	12	13	8	0	1	0	6	5	8	1	0	24
Kampong Cham	51	1	2	3	4	0	1	0	2	2	1	0	0	35
Kampong Chhnang	14	1	2	0	1	0	1	0	5	0	0	0	0	4
Kampong Speu	58	1	2	8	1	1	6	1	7	0	5	0	0	26
Kampong Thom	28	1	3	3	4	2	0	0	0	1	7	0	0	7
Kampot	99	2	6	18	4	0	0	0	9	2	10	0	0	48
Kandal	145	1	2	12	4	2	1	1	15	3	48	0	0	56
Kep	15	1	2	3	4	4	0	0	0	0	0	0	0	1
Koh Kong	63	1	2	6	1	1	1	0	1	7	0	0	0	43
Kratie	10	1	2	1	0	0	1	0	0	0	0	0	0	5
Mondul Kiri	61	1	2	3	0	0	0	1	14	0	32	0	0	8
Otdar Meanchey	10	1	2	1	1	0	0	0	0	0	0	0	0	5
Pailin	10	1	2	2	1	0	0	0	2	1	1	0	0	0
Phnom Penh	648	8	22	65	30	13	30	0	0	13	135	9	11	312
Preah Sihanouk	78	2	2	3	0	1	0	0	44	0	2	1	0	23
Preah Vihear	85	2	2	4	2	2	1	2	2	1	28	0	0	39
Prey Veng	56	1	2	1	0	0	0	0	8	0	1	0	0	43
Pursat	41	1	4	0	1	0	0	0	1	0	0	0	1	33
Ratanak Kiri	75	1	2	1	1	0	0	0	6	1	4	0	0	59
Siem Reap	99	2	8	33	5	0	0	1	0	5	27	2	0	16
Stung Treng	13	1	2	2	1	0	0	0	0	1	0	0	0	6
Svay Rieng	20	1	4	7	3	2	0	0	0	0	2	0	0	1
Takeo	154	1	4	6	1	1	0	0	1	0	1	0	1	138
Tbong Khmum	49	1	2	1	-	-	-	-	8	-	5	-	-	32
Whole Country	2,000	38	98	200	79	31	43	6	131	42	326	13	13	980

Table 6 B - MLVT Registered Training Institution Non Teaching Staff by Functions by Province

<i>Province</i>	<i>Total</i>	<i>Director</i>	<i>D. Director</i>	<i>Admin</i>	<i>Account</i>	<i>Planning</i>	<i>Equipment Maint.</i>	<i>Facility Maint.</i>	<i>Community Development Specialist</i>	<i>Curriculum Writer</i>	<i>Academic Affair</i>	<i>Librarian</i>	<i>Driver</i>	<i>Other</i>
Banteay Meanchey	-	-	-	-	-	-	-	-	-	-	-	-	-	-
Battambang	-	-	-	-	-	-	-	-	-	-	-	-	-	-
Kampong Cham	-	-	-	-	-	-	-	-	-	-	-	-	-	-
Kampong Chhnang	-	-	-	-	-	-	-	-	-	-	-	-	-	-
Kampong Speu	-	-	-	-	-	-	-	-	-	-	-	-	-	-
Kampong Thom	-	-	-	-	-	-	-	-	-	-	-	-	-	-
Kampot	-	-	-	-	-	-	-	-	-	-	-	-	-	-
Kandal	-	-	-	-	-	-	-	-	-	-	-	-	-	-
Kep	-	-	-	-	-	-	-	-	-	-	-	-	-	-
Koh Kong	-	-	-	-	-	-	-	-	-	-	-	-	-	-
Kratie	-	-	-	-	-	-	-	-	-	-	-	-	-	-
Mondul Kiri	-	-	-	-	-	-	-	-	-	-	-	-	-	-
Otdar Meanchey	-	-	-	-	-	-	-	-	-	-	-	-	-	-
Pailin	-	-	-	-	-	-	-	-	-	-	-	-	-	-
Phnom Penh	181	6	6	35	12	2	-	-	-	3	32	7	-	78
Preah Sihanouk	-	-	-	-	-	-	-	-	-	-	-	-	-	-
Preah Vihear	-	-	-	-	-	-	-	-	-	-	-	-	-	-
Prey Veng	-	-	-	-	-	-	-	-	-	-	-	-	-	-
Pursat	-	-	-	-	-	-	-	-	-	-	-	-	-	-
Ratanak Kiri	-	-	-	-	-	-	-	-	-	-	-	-	-	-
Siem Reap	-	-	-	-	-	-	-	-	-	-	-	-	-	-
Stung Treng	-	-	-	-	-	-	-	-	-	-	-	-	-	-
Svay Rieng	-	-	-	-	-	-	-	-	-	-	-	-	-	-
Takeo	-	-	-	-	-	-	-	-	-	-	-	-	-	-
Tbong Khmum	-	-	-	-	-	-	-	-	-	-	-	-	-	-
Whole Country	181	6	6	35	12	2	-	-	-	3	32	7	-	78

Table 7 A - Non- Formal Student Age 15-19 by Province (MLVT Public Training Institutions and MLVT Registered Training Institutions)

Province	Enrollment						Drop Out						Graduation					
	Grand Total		Public		Private		Grand Total		Public		Private		Grand Total		Public		Private	
	Total	Female	Total	Female	Total	Female	Total	Female	Total	Female	Total	Female	Total	Female	Total	Female	Total	Female
Banteay Meanchey	-	-	-	-	-	-	-	-	-	-	-	-	-	-	-	-	-	-
Battambang	-	-	-	-	-	-	-	-	-	-	-	-	-	-	-	-	-	-
Kampong Cham	-	-	-	-	-	-	-	-	-	-	-	-	-	-	-	-	-	-
Kampong Chhnang	-	-	-	-	-	-	-	-	-	-	-	-	-	-	-	-	-	-
Kampong Speu	-	-	-	-	-	-	-	-	-	-	-	-	-	-	-	-	-	-
Kampong Thom	-	-	-	-	-	-	-	-	-	-	-	-	-	-	-	-	-	-
Kampot	-	-	-	-	-	-	-	-	-	-	-	-	-	-	-	-	-	-
Kandal	-	-	-	-	-	-	-	-	-	-	-	-	-	-	-	-	-	-
Kep	-	-	-	-	-	-	-	-	-	-	-	-	-	-	-	-	-	-
Koh Kong	-	-	-	-	-	-	-	-	-	-	-	-	-	-	-	-	-	-
Kratie	-	-	-	-	-	-	-	-	-	-	-	-	-	-	-	-	-	-
Mondul Kiri	-	-	-	-	-	-	-	-	-	-	-	-	-	-	-	-	-	-
Otdar Meanchey	-	-	-	-	-	-	-	-	-	-	-	-	-	-	-	-	-	-
Pailin	-	-	-	-	-	-	-	-	-	-	-	-	-	-	-	-	-	-
Phnom Penh	-	-	-	-	-	-	-	-	-	-	-	-	-	-	-	-	-	-
Preah Sihanouk	-	-	-	-	-	-	-	-	-	-	-	-	-	-	-	-	-	-
Preah Vihear	-	-	-	-	-	-	-	-	-	-	-	-	-	-	-	-	-	-
Prey Veng	-	-	-	-	-	-	-	-	-	-	-	-	-	-	-	-	-	-
Pursat	-	-	-	-	-	-	-	-	-	-	-	-	-	-	-	-	-	-
Ratanak Kiri	-	-	-	-	-	-	-	-	-	-	-	-	-	-	-	-	-	-
Siem Reap	-	-	-	-	-	-	-	-	-	-	-	-	-	-	-	-	-	-
Stung Treng	-	-	-	-	-	-	-	-	-	-	-	-	-	-	-	-	-	-
Svay Rieng	-	-	-	-	-	-	-	-	-	-	-	-	-	-	-	-	-	-
Takeo	-	-	-	-	-	-	-	-	-	-	-	-	-	-	-	-	-	-
Tbong Khmum	-	-	-	-	-	-	-	-	-	-	-	-	-	-	-	-	-	-
Whole Country	-	-	-	-	-	-	-	-	-	-	-	-	-	-	-	-	-	-

Table 7 B - Non- Formal Student Age 20-24 by Province (MLVT Public Training Institutions and MLVT Registered Training Institutions)

Province	Enrollment						Drop Out						Graduation					
	Grand Total		Public		Private		Grand Total		Public		Private		Grand Total		Public		Private	
	Total	Female	Total	Female	Total	Female	Total	Female	Total	Female	Total	Female	Total	Female	Total	Female	Total	Female
Banteay Meanchey	527	432	527	432	-	-	0	0	0	0	0	0	527	432	527	432	-	-
Battambang	1,788	709	1,788	709	-	-	0	0	0	0	0	0	1,788	709	1,788	709	-	-
Kampong Cham	250	231	250	231	-	-	0	0	0	0	0	0	250	231	250	231	-	-
Kampong Chhnang	195	158	195	158	-	-	0	0	0	0	0	0	195	158	195	158	-	-
Kampong Speu	787	237	787	237	-	-	0	0	0	0	0	0	787	237	787	237	-	-
Kampong Thom	566	51	566	51	-	-	0	0	0	0	0	0	566	51	566	51	-	-
Kampot	1,187	396	1,187	396	-	-	0	0	0	0	0	0	1,187	396	1,187	396	-	-
Kandal	240	132	240	132	-	-	0	0	0	0	0	0	240	132	240	132	-	-
Kep	22	18	22	18	-	-	0	0	0	0	0	0	22	18	22	18	-	-
Koh Kong	1,068	435	1,068	435	-	-	0	0	0	0	0	0	1,068	435	1,068	435	-	-
Kratie	38	25	38	25	-	-	0	0	0	0	0	0	38	25	38	25	-	-
Mondul Kiri	75	65	75	65	-	-	0	0	0	0	0	0	75	65	75	65	-	-
Otdar Meanchey	56	51	56	51	-	-	0	0	0	0	0	0	56	51	56	51	-	-
Pailin	197	137	197	137	-	-	0	0	0	0	0	0	197	137	197	137	-	-
Phnom Penh	9,881	4,885	1,360	757	8,521	4,128	0	0	0	0	0	0	9,881	4,885	1,360	757	8,521	4,128
Preah Sihanouk	427	174	427	174	-	-	0	0	0	0	0	0	427	174	427	174	-	-
Preah Vihear	262	204	262	204	-	-	0	0	0	0	0	0	262	204	262	204	-	-
Prey Veng	267	219	267	219	-	-	0	0	0	0	0	0	267	219	267	219	-	-
Pursat	768	337	768	337	-	-	0	0	0	0	0	0	768	337	768	337	-	-
Ratanak Kiri	110	81	110	81	-	-	0	0	0	0	0	0	110	81	110	81	-	-
Siem Reap	1,079	568	1,079	568	-	-	0	0	0	0	0	0	1,079	568	1,079	568	-	-
Stung Treng	36	19	36	19	-	-	0	0	0	0	0	0	36	19	36	19	-	-
Svay Rieng	164	68	164	68	-	-	0	0	0	0	0	0	164	68	164	68	-	-
Takeo	935	285	935	285	-	-	0	0	0	0	0	0	935	285	935	285	-	-
Tbong Khmum	162	133	162	133	-	-	0	0	0	0	0	0	162	133	162	133	-	-
Whole Country	5,389	2,544	4,962	2,320	427	224	0	0	0	0	0	0	5,389	2,544	4,962	2,320	427	224

Table 7 C - Non- Formal Student Age 25-29 by Province (MLVT Public Training Institutions and MLVT Registered Training Institutions)

Province	Enrollment						Drop Out						Graduation					
	Grand Total		Public		Private		Grand Total		Public		Private		Grand Total		Public		Private	
	Total	Female	Total	Female	Total	Female	Total	Female	Total	Female	Total	Female	Total	Female	Total	Female	Total	Female
Banteay Meanchey	113	86	113	86	-	-	0	0	0	0	0	0	113	86	113	86	0	0
Battambang	185	84	185	84	-	-	0	0	0	0	0	0	185	84	185	84	0	0
Kampong Cham	119	71	119	71	-	-	0	0	0	0	0	0	119	71	119	71	0	0
Kampong Chhnang	137	62	137	62	-	-	0	0	0	0	0	0	137	62	137	62	0	0
Kampong Speu	84	17	84	17	-	-	0	0	0	0	0	0	84	17	84	17	0	0
Kampong Thom	29	11	29	11	-	-	0	0	0	0	0	0	29	11	29	11	0	0
Kampot	89	34	89	34	-	-	0	0	0	0	0	0	89	34	89	34	0	0
Kandal	242	99	242	99	-	-	0	0	0	0	0	0	242	99	242	99	0	0
Kep	-	-	-	-	-	-	0	0	0	0	0	0	0	0	0	0	0	0
Koh Kong	76	41	76	41	-	-	0	0	0	0	0	0	76	41	76	41	0	0
Kratie	29	15	29	15	-	-	0	0	0	0	0	0	29	15	29	15	0	0
Mondul Kiri	48	36	48	36	-	-	0	0	0	0	0	0	48	36	48	36	0	0
Otdar Meanchey	85	73	85	73	-	-	0	0	0	0	0	0	85	73	85	73	0	0
Pailin	121	76	121	76	-	-	0	0	0	0	0	0	121	76	121	76	0	0
Phnom Penh	23	2	22	2	1	-	0	0	0	0	0	0	23	2	22	2	1	0
Preah Sihanouk	108	16	108	16	-	-	0	0	0	0	0	0	108	16	108	16	0	0
Preah Vihear	141	106	141	106	-	-	0	0	0	0	0	0	141	106	141	106	0	0
Prey Veng	114	95	114	95	-	-	0	0	0	0	0	0	114	95	114	95	0	0
Pursat	57	13	57	13	-	-	0	0	0	0	0	0	57	13	57	13	0	0
Ratanak Kiri	43	20	43	20	-	-	0	0	0	0	0	0	43	20	43	20	0	0
Siem Reap	32	17	32	17	-	-	0	0	0	0	0	0	32	17	32	17	0	0
Stung Treng	43	8	43	8	-	-	0	0	0	0	0	0	43	8	43	8	0	0
Svay Rieng	57	6	57	6	-	-	0	0	0	0	0	0	57	6	57	6	0	0
Takeo	17	6	17	6	-	-	0	0	0	0	0	0	17	6	17	6	0	0
Tbong Khmum	91	73	91	73	-	-	0	0	0	0	0	0	91	73	91	73	0	0
Whole Country	2,083	957	2,082	957	1	-	0	0	0	0	0	0	2,083	957	2,082	957	1	0

Table 7 D - Non- Formal Student Age 30-34 by Province (MLVT Public Training Institutions and MLVT Registered Training Institutions)

Province	Enrollment						Drop Out						Graduation					
	Grand Total		Public		Private		Grand Total		Public		Private		Grand Total		Public		Private	
	Total	Female	Total	Female	Total	Female	Total	Female	Total	Female	Total	Female	Total	Female	Total	Female	Total	Female
Banteay Meanchey	106	90	106	90	-	-	0	0	0	0	0	0	106	90	106	90	0	0
Battambang	177	93	177	93	-	-	0	0	0	0	0	0	177	93	177	93	0	0
Kampong Cham	122	81	122	81	-	-	0	0	0	0	0	0	122	81	122	81	0	0
Kampong Chhnang	169	82	169	82	-	-	0	0	0	0	0	0	169	82	169	82	0	0
Kampong Speu	106	12	106	12	-	-	0	0	0	0	0	0	106	12	106	12	0	0
Kampong Thom	28	14	28	14	-	-	0	0	0	0	0	0	28	14	28	14	0	0
Kampot	115	58	115	58	-	-	0	0	0	0	0	0	115	58	115	58	0	0
Kandal	261	105	261	105	-	-	0	0	0	0	0	0	261	105	261	105	0	0
Kep	43	38	43	38	-	-	0	0	0	0	0	0	43	38	43	38	0	0
Koh Kong	150	61	150	61	-	-	0	0	0	0	0	0	150	61	150	61	0	0
Kratie	85	54	85	54	-	-	0	0	0	0	0	0	85	54	85	54	0	0
Mondul Kiri	34	20	34	20	-	-	0	0	0	0	0	0	34	20	34	20	0	0
Otdar Meanchey	88	84	88	84	-	-	0	0	0	0	0	0	88	84	88	84	0	0
Pailin	121	80	121	80	-	-	0	0	0	0	0	0	121	80	121	80	0	0
Phnom Penh	10	3	9	2	1	1	0	0	0	0	0	0	10	3	9	2	1	1
Preah Sihanouk	105	28	105	28	-	-	0	0	0	0	0	0	105	28	105	28	0	0
Preah Vihear	123	91	123	91	-	-	0	0	0	0	0	0	123	91	123	91	0	0
Prey Veng	131	103	131	103	-	-	0	0	0	0	0	0	131	103	131	103	0	0
Pursat	55	17	55	17	-	-	0	0	0	0	0	0	55	17	55	17	0	0
Ratanak Kiri	39	15	39	15	-	-	0	0	0	0	0	0	39	15	39	15	0	0
Siem Reap	24	14	24	14	-	-	0	0	0	0	0	0	24	14	24	14	0	0
Stung Treng	3	2	3	2	-	-	0	0	0	0	0	0	3	2	3	2	0	0
Svay Rieng	52	8	52	8	-	-	0	0	0	0	0	0	52	8	52	8	0	0
Takeo	27	10	27	10	-	-	0	0	0	0	0	0	27	10	27	10	0	0
Tbong Khmum	128	98	128	98	-	-	0	0	0	0	0	0	128	98	128	98	0	0
Whole Country	2,302	1,133	2,301	1,132	1	1	0	0	0	0	0	0	2,302	1,133	2,301	1,132	1	1

Table 7 E - Non- Formal Student Age 35-39 by Province (MLVT Public Training Institutions and MLVT Registered Training Institutions)

Province	Enrollment						Drop Out						Graduation					
	Grand Total		Public		Private		Grand Total		Public		Private		Grand Total		Public		Private	
	Total	Female	Total	Female	Total	Female	Total	Female	Total	Female	Total	Female	Total	Female	Total	Female	Total	Female
Banteay Meanchey	99	86	99	86	-	-	0	0	0	0	0	0	99	86	99	86	0	0
Battambang	155	87	155	87	-	-	0	0	0	0	0	0	155	87	155	87	0	0
Kampong Cham	153	97	153	97	-	-	0	0	0	0	0	0	153	97	153	97	0	0
Kampong Chhnang	189	113	189	113	-	-	0	0	0	0	0	0	189	113	189	113	0	0
Kampong Speu	106	19	106	19	-	-	0	0	0	0	0	0	106	19	106	19	0	0
Kampong Thom	29	17	29	17	-	-	0	0	0	0	0	0	29	17	29	17	0	0
Kampot	120	60	120	60	-	-	0	0	0	0	0	0	120	60	120	60	0	0
Kandal	229	96	229	96	-	-	0	0	0	0	0	0	229	96	229	96	0	0
Kep	126	111	126	111	-	-	0	0	0	0	0	0	126	111	126	111	0	0
Koh Kong	29	8	29	8	-	-	0	0	0	0	0	0	29	8	29	8	0	0
Kratie	88	33	88	33	-	-	0	0	0	0	0	0	88	33	88	33	0	0
Mondul Kiri	40	32	40	32	-	-	0	0	0	0	0	0	40	32	40	32	0	0
Otdar Meanchey	69	62	69	62	-	-	0	0	0	0	0	0	69	62	69	62	0	0
Pailin	71	50	71	50	-	-	0	0	0	0	0	0	71	50	71	50	0	0
Phnom Penh	-	-	-	-	-	-	0	0	0	0	0	0	0	0	0	0	0	0
Preah Sihanouk	102	17	102	17	-	-	0	0	0	0	0	0	102	17	102	17	0	0
Preah Vihear	106	86	106	86	-	-	0	0	0	0	0	0	106	86	106	86	0	0
Prey Veng	188	136	188	136	-	-	0	0	0	0	0	0	188	136	188	136	0	0
Pursat	53	20	53	20	-	-	0	0	0	0	0	0	53	20	53	20	0	0
Ratanak Kiri	28	8	28	8	-	-	0	0	0	0	0	0	28	8	28	8	0	0
Siem Reap	35	28	35	28	-	-	0	0	0	0	0	0	35	28	35	28	0	0
Stung Treng	4	3	4	3	-	-	0	0	0	0	0	0	4	3	4	3	0	0
Svay Rieng	33	13	33	13	-	-	0	0	0	0	0	0	33	13	33	13	0	0
Takeo	34	17	34	17	-	-	0	0	0	0	0	0	34	17	34	17	0	0
Tbong Khmum	109	61	109	61	-	-	0	0	0	0	0	0	109	61	109	61	0	0
Whole Country	2,195	1,203	2,195	1,203	-	-	0	0	0	0	0	0	2,195	1,203	2,195	1,203	0	0

Table 7 F - Non- Formal Student Age 40-44 by Province (MLVT Public Training Institutions and MLVT Registered Training Institutions)

Province	Enrollment						Drop Out						Graduation					
	Grand Total		Public		Private		Grand Total		Public		Private		Grand Total		Public		Private	
	Total	Female	Total	Female	Total	Female	Total	Female	Total	Female	Total	Female	Total	Female	Total	Female	Total	Female
Banteay Meanchey	60	40	60	40	-	-	0	0	0	0	0	0	60	40	60	40	0	0
Battambang	133	79	133	79	-	-	0	0	0	0	0	0	133	79	133	79	0	0
Kampong Cham	219	125	219	125	-	-	0	0	0	0	0	0	219	125	219	125	0	0
Kampong Chhnang	180	128	180	128	-	-	0	0	0	0	0	0	180	128	180	128	0	0
Kampong Speu	73	13	73	13	-	-	0	0	0	0	0	0	73	13	73	13	0	0
Kampong Thom	25	20	25	20	-	-	0	0	0	0	0	0	25	20	25	20	0	0
Kampot	79	46	79	46	-	-	0	0	0	0	0	0	79	46	79	46	0	0
Kandal	230	85	230	85	-	-	0	0	0	0	0	0	230	85	230	85	0	0
Kep	-	-	-	-	-	-	0	0	0	0	0	0	0	0	0	0	0	0
Koh Kong	34	16	34	16	-	-	0	0	0	0	0	0	34	16	34	16	0	0
Kratie	82	29	82	29	-	-	0	0	0	0	0	0	82	29	82	29	0	0
Mondul Kiri	25	12	25	12	-	-	0	0	0	0	0	0	25	12	25	12	0	0
Otdar Meanchey	47	41	47	41	-	-	0	0	0	0	0	0	47	41	47	41	0	0
Pailin	69	52	69	52	-	-	0	0	0	0	0	0	69	52	69	52	0	0
Phnom Penh	1	1	-	-	1	1	0	0	0	0	0	0	1	1	0	0	1	1
Preah Sihanouk	88	20	88	20	-	-	0	0	0	0	0	0	88	20	88	20	0	0
Preah Vihear	107	87	107	87	-	-	0	0	0	0	0	0	107	87	107	87	0	0
Prey Veng	219	162	219	162	-	-	0	0	0	0	0	0	219	162	219	162	0	0
Pursat	41	19	41	19	-	-	0	0	0	0	0	0	41	19	41	19	0	0
Ratanak Kiri	26	12	26	12	-	-	0	0	0	0	0	0	26	12	26	12	0	0
Siem Reap	27	21	27	21	-	-	0	0	0	0	0	0	27	21	27	21	0	0
Stung Treng	25	18	25	18	-	-	0	0	0	0	0	0	25	18	25	18	0	0
Svay Rieng	35	26	35	26	-	-	0	0	0	0	0	0	35	26	35	26	0	0
Takeo	35	24	35	24	-	-	0	0	0	0	0	0	35	24	35	24	0	0
Tbong Khmum	142	94	142	94	-	-	0	0	0	0	0	0	142	94	142	94	0	0
Whole Country	2,002	1,170	2,001	1,169	1	1	0	0	0	0	0	0	2,002	1,170	2,001	1,169	1	1

Table 7 G - Non- Formal Student Age 44-49 by Province (MLVT Public Training Institutions and MLVT Registered Training Institutions)

Province	Enrollment						Drop Out						Graduation					
	Grand Total		Public		Private		Grand Total		Public		Private		Grand Total		Public		Private	
	Total	Female	Total	Female	Total	Female	Total	Female	Total	Female	Total	Female	Total	Female	Total	Female	Total	Female
Banteay Meanchey	40	4	40	4	-	-	0	0	0	0	0	0	40	4	40	4	0	0
Battambang	75	4	75	4	-	-	0	0	0	0	0	0	75	4	75	4	0	0
Kampong Cham	175	28	175	28	-	-	0	0	0	0	0	0	175	28	175	28	0	0
Kampong Chhnang	110	6	110	6	-	-	0	0	0	0	0	0	110	6	110	6	0	0
Kampong Speu	61	2	61	2	-	-	0	0	0	0	0	0	61	2	61	2	0	0
Kampong Thom	19	2	19	2	-	-	0	0	0	0	0	0	19	2	19	2	0	0
Kampot	52	6	52	6	-	-	0	0	0	0	0	0	52	6	52	6	0	0
Kandal	160	10	160	10	-	-	0	0	0	0	0	0	160	10	160	10	0	0
Kep	39	-	39	-	-	-	0	0	0	0	0	0	39	0	39	0	0	0
Koh Kong	13	1	13	1	-	-	0	0	0	0	0	0	13	1	13	1	0	0
Kratie	42	4	42	4	-	-	0	0	0	0	0	0	42	4	42	4	0	0
Mondul Kiri	22	12	22	12	-	-	0	0	0	0	0	0	22	12	22	12	0	0
Otdar Meanchey	46	22	46	22	-	-	0	0	0	0	0	0	46	22	46	22	0	0
Pailin	30	2	30	2	-	-	0	0	0	0	0	0	30	2	30	2	0	0
Phnom Penh	1	-	1	-	-	-	0	0	0	0	0	0	1	0	1	0	0	0
Preah Sihanouk	61	2	61	2	-	-	0	0	0	0	0	0	61	2	61	2	0	0
Preah Vihear	75	13	75	13	-	-	0	0	0	0	0	0	75	13	75	13	0	0
Prey Veng	213	24	213	24	-	-	0	0	0	0	0	0	213	24	213	24	0	0
Pursat	20	1	20	1	-	-	0	0	0	0	0	0	20	1	20	1	0	0
Ratanak Kiri	15	1	15	1	-	-	0	0	0	0	0	0	15	1	15	1	0	0
Siem Reap	24	7	24	7	-	-	0	0	0	0	0	0	24	7	24	7	0	0
Stung Treng	13	2	13	2	-	-	0	0	0	0	0	0	13	2	13	2	0	0
Svay Rieng	41	-	41	-	-	-	0	0	0	0	0	0	41	0	41	0	0	0
Takeo	25	1	25	1	-	-	0	0	0	0	0	0	25	1	25	1	0	0
Tbong Khmum	105	17	105	17	-	-	0	0	0	0	0	0	105	17	105	17	0	0
Whole Country	1,477	146	1,477	146	-	-	0	0	0	0	0	0	1,477	146	1,477	146	0	0

Table 7 H - Non- Formal Student Age 50-54 by Province (MLVT Public Training Institutions and MLVT Registered Training Institutions)

Province	Enrollment						Drop Out						Graduation					
	Grand Total		Public		Private		Grand Total		Public		Private		Grand Total		Public		Private	
	Total	Female	Total	Female	Total	Female	Total	Female	Total	Female	Total	Female	Total	Female	Total	Female	Total	Female
Banteay Meanchey	39	21	39	21	-	-	0	0	0	0	0	0	39	21	39	21	0	0
Battambang	90	63	90	63	-	-	0	0	0	0	0	0	90	63	90	63	0	0
Kampong Cham	151	89	151	89	-	-	0	0	0	0	0	0	151	89	151	89	0	0
Kampong Chhnang	115	81	115	81	-	-	0	0	0	0	0	0	115	81	115	81	0	0
Kampong Speu	62	37	62	37	-	-	0	0	0	0	0	0	62	37	62	37	0	0
Kampong Thom	23	16	23	16	-	-	0	0	0	0	0	0	23	16	23	16	0	0
Kampot	85	48	85	48	-	-	0	0	0	0	0	0	85	48	85	48	0	0
Kandal	176	79	176	79	-	-	0	0	0	0	0	0	176	79	176	79	0	0
Kep	-	-	-	-	-	-	0	0	0	0	0	0	0	0	0	0	0	0
Koh Kong	10	3	10	3	-	-	0	0	0	0	0	0	10	3	10	3	0	0
Kratie	30	5	30	5	-	-	0	0	0	0	0	0	30	5	30	5	0	0
Mondul Kiri	10	8	10	8	-	-	0	0	0	0	0	0	10	8	10	8	0	0
Otdar Meanchey	31	27	31	27	-	-	0	0	0	0	0	0	31	27	31	27	0	0
Pailin	44	24	44	24	-	-	0	0	0	0	0	0	44	24	44	24	0	0
Phnom Penh	-	-	-	-	-	-	0	0	0	0	0	0	0	0	0	0	0	0
Preah Sihanouk	64	19	64	19	-	-	0	0	0	0	0	0	64	19	64	19	0	0
Preah Vihear	72	61	72	61	-	-	0	0	0	0	0	0	72	61	72	61	0	0
Prey Veng	208	130	208	130	-	-	0	0	0	0	0	0	208	130	208	130	0	0
Pursat	29	14	29	14	-	-	0	0	0	0	0	0	29	14	29	14	0	0
Ratanak Kiri	10	7	10	7	-	-	0	0	0	0	0	0	10	7	10	7	0	0
Siem Reap	22	20	22	20	-	-	0	0	0	0	0	0	22	20	22	20	0	0
Stung Treng	4	4	4	4	-	-	0	0	0	0	0	0	4	4	4	4	0	0
Svay Rieng	48	40	48	40	-	-	0	0	0	0	0	0	48	40	48	40	0	0
Takeo	25	17	25	17	-	-	0	0	0	0	0	0	25	17	25	17	0	0
Tbong Khmum	108	77	108	77	-	-	0	0	0	0	0	0	108	77	108	77	0	0
Whole Country	1,456	890	1,456	890	-	-	0	0	0	0	0	0	1,456	890	1,456	890	0	0

Table 7 I - Non- Formal Student Age 55-59 by Province (MLVT Public Training Institutions and MLVT Registered Training Institutions)

Province	Enrollment						Drop Out						Graduation					
	Grand Total		Public		Private		Grand Total		Public		Private		Grand Total		Public		Private	
	Total	Female	Total	Female	Total	Female	Total	Female	Total	Female	Total	Female	Total	Female	Total	Female	Total	Female
Banteay Meanchey	39	20	39	20	-	-	0	0	0	0	0	0	39	20	39	20	0	0
Battambang	68	46	68	46	-	-	0	0	0	0	0	0	68	46	68	46	0	0
Kampong Cham	140	62	140	62	-	-	0	0	0	0	0	0	140	62	140	62	0	0
Kampong Chhnang	107	67	107	67	-	-	0	0	0	0	0	0	107	67	107	67	0	0
Kampong Speu	57	30	57	30	-	-	0	0	0	0	0	0	57	30	57	30	0	0
Kampong Thom	28	13	28	13	-	-	0	0	0	0	0	0	28	13	28	13	0	0
Kampot	84	47	84	47	-	-	0	0	0	0	0	0	84	47	84	47	0	0
Kandal	120	69	120	69	-	-	0	0	0	0	0	0	120	69	120	69	0	0
Kep	-	-	-	-	-	-	0	0	0	0	0	0	0	0	0	0	0	0
Koh Kong	11	6	11	6	-	-	0	0	0	0	0	0	11	6	11	6	0	0
Kratie	32	9	32	9	-	-	0	0	0	0	0	0	32	9	32	9	0	0
Mondul Kiri	11	7	11	7	-	-	0	0	0	0	0	0	11	7	11	7	0	0
Otdar Meanchey	18	14	18	14	-	-	0	0	0	0	0	0	18	14	18	14	0	0
Pailin	38	31	38	31	-	-	0	0	0	0	0	0	38	31	38	31	0	0
Phnom Penh	-	-	-	-	-	-	0	0	0	0	0	0	0	0	0	0	0	0
Preah Sihanouk	48	8	48	8	-	-	0	0	0	0	0	0	48	8	48	8	0	0
Preah Vihear	69	50	69	50	-	-	0	0	0	0	0	0	69	50	69	50	0	0
Prey Veng	200	113	200	113	-	-	0	0	0	0	0	0	200	113	200	113	0	0
Pursat	29	22	29	22	-	-	0	0	0	0	0	0	29	22	29	22	0	0
Ratanak Kiri	9	6	9	6	-	-	0	0	0	0	0	0	9	6	9	6	0	0
Siem Reap	25	19	25	19	-	-	0	0	0	0	0	0	25	19	25	19	0	0
Stung Treng	8	5	8	5	-	-	0	0	0	0	0	0	8	5	8	5	0	0
Svay Rieng	48	37	48	37	-	-	0	0	0	0	0	0	48	37	48	37	0	0
Takeo	33	22	33	22	-	-	0	0	0	0	0	0	33	22	33	22	0	0
Tbong Khmum	82	57	82	57	-	-	0	0	0	0	0	0	82	57	82	57	0	0
Whole Country	1,304	760	1,304	760	-	-	0	0	0	0	0	0	1,304	760	1,304	760	0	0

Table 7 J - Non- Formal Student Age 60-64 by Province (MLVT Public Training Institutions and MLVT Registered Training Institutions)

Province	Enrollment						Drop Out						Graduation					
	Grand Total		Public		Private		Grand Total		Public		Private		Grand Total		Public		Private	
	Total	Female	Total	Female	Total	Female	Total	Female	Total	Female	Total	Female	Total	Female	Total	Female	Total	Female
Banteay Meanchey	29	8	29	8	0	0	0	0	0	0	0	0	29	8	29	8	0	0
Battambang	53	33	53	33	0	0	0	0	0	0	0	0	53	33	53	33	0	0
Kampong Cham	135	70	135	70	0	0	0	0	0	0	0	0	135	70	135	70	0	0
Kampong Chhnang	88	55	88	55	0	0	0	0	0	0	0	0	88	55	88	55	0	0
Kampong Speu	39	20	39	20	0	0	0	0	0	0	0	0	39	20	39	20	0	0
Kampong Thom	15	10	15	10	0	0	0	0	0	0	0	0	15	10	15	10	0	0
Kampot	44	25	44	25	0	0	0	0	0	0	0	0	44	25	44	25	0	0
Kandal	126	68	126	68	0	0	0	0	0	0	0	0	126	68	126	68	0	0
Kep	0	0	0	0	0	0	0	0	0	0	0	0	0	0	0	0	0	0
Koh Kong	12	6	12	6	0	0	0	0	0	0	0	0	12	6	12	6	0	0
Kratie	17	4	17	4	0	0	0	0	0	0	0	0	17	4	17	4	0	0
Mondul Kiri	10	5	10	5	0	0	0	0	0	0	0	0	10	5	10	5	0	0
Otdar Meanchey	30	29	30	29	0	0	0	0	0	0	0	0	30	29	30	29	0	0
Pailin	34	28	34	28	0	0	0	0	0	0	0	0	34	28	34	28	0	0
Phnom Penh	0	0	0	0	0	0	0	0	0	0	0	0	0	0	0	0	0	0
Preah Sihanouk	42	10	42	10	0	0	0	0	0	0	0	0	42	10	42	10	0	0
Preah Vihear	46	34	46	34	0	0	0	0	0	0	0	0	46	34	46	34	0	0
Prey Veng	144	79	144	79	0	0	0	0	0	0	0	0	144	79	144	79	0	0
Pursat	38	28	38	28	0	0	0	0	0	0	0	0	38	28	38	28	0	0
Ratanak Kiri	8	4	8	4	0	0	0	0	0	0	0	0	8	4	8	4	0	0
Siem Reap	12	10	12	10	0	0	0	0	0	0	0	0	12	10	12	10	0	0
Stung Treng	6	4	6	4	0	0	0	0	0	0	0	0	6	4	6	4	0	0
Svay Rieng	12	8	12	8	0	0	0	0	0	0	0	0	12	8	12	8	0	0
Takeo	26	19	26	19	0	0	0	0	0	0	0	0	26	19	26	19	0	0
Tbong Khmum	86	50	86	50	0	0	0	0	0	0	0	0	86	50	86	50	0	0
Whole Country	1,052	607	1,052	607	0	0	0	0	0	0	0	0	1,052	607	1,052	607	0	0

Table 7 K - Non- Formal Student Age 65 Above by Province (MLVT Public Training Institutions and MLVT Registered Training Institutions)

Province	Enrollment						Drop Out						Graduation						
	Grand Total		Public		Private		Grand Total		Public		Private		Grand Total		Public		Private		
	Total	Female	Total	Female	Total	Female	Total	Female	Total	Female	Total	Female	Total	Female	Total	Female	Total	Female	
Banteay Meanchey	14	9	14	9	0	0	0	0	0	0	0	0	0	14	9	14	9	0	0
Battambang	65	32	65	32	0	0	0	0	0	0	0	0	0	65	32	65	32	0	0
Kampong Cham	253	66	253	66	0	0	0	0	0	0	0	0	0	253	66	253	66	0	0
Kampong Chhnang	100	59	100	59	0	0	0	0	0	0	0	0	0	100	59	100	59	0	0
Kampong Speu	63	35	63	35	0	0	0	0	0	0	0	0	0	63	35	63	35	0	0
Kampong Thom	13	4	13	4	0	0	0	0	0	0	0	0	0	13	4	13	4	0	0
Kampot	65	28	65	28	0	0	0	0	0	0	0	0	0	65	28	65	28	0	0
Kandal	155	66	155	66	0	0	0	0	0	0	0	0	0	155	66	155	66	0	0
Kep	0	0	0	0	0	0	0	0	0	0	0	0	0	0	0	0	0	0	0
Koh Kong	7	4	7	4	0	0	0	0	0	0	0	0	0	7	4	7	4	0	0
Kratie	10	4	10	4	0	0	0	0	0	0	0	0	0	10	4	10	4	0	0
Mondul Kiri	7	3	7	3	0	0	0	0	0	0	0	0	0	7	3	7	3	0	0
Otdar Meanchey	5	4	5	4	0	0	0	0	0	0	0	0	0	5	4	5	4	0	0
Pailin	24	15	24	15	0	0	0	0	0	0	0	0	0	24	15	24	15	0	0
Phnom Penh	0	0	0	0	0	0	0	0	0	0	0	0	0	0	0	0	0	0	0
Preah Sihanouk	45	10	45	10	0	0	0	0	0	0	0	0	0	45	10	45	10	0	0
Preah Vihear	47	34	47	34	0	0	0	0	0	0	0	0	0	47	34	47	34	0	0
Prey Veng	194	83	194	83	0	0	0	0	0	0	0	0	0	194	83	194	83	0	0
Pursat	40	25	40	25	0	0	0	0	0	0	0	0	0	40	25	40	25	0	0
Ratanak Kiri	10	6	10	6	0	0	0	0	0	0	0	0	0	10	6	10	6	0	0
Siem Reap	10	8	10	8	0	0	0	0	0	0	0	0	0	10	8	10	8	0	0
Stung Treng	3	3	3	3	0	0	0	0	0	0	0	0	0	3	3	3	3	0	0
Svay Rieng	47	36	47	36	0	0	0	0	0	0	0	0	0	47	36	47	36	0	0
Takeo	6	4	6	4	0	0	0	0	0	0	0	0	0	6	4	6	4	0	0
Tbong Khmum	80	43	80	43	0	0	0	0	0	0	0	0	0	80	43	80	43	0	0
Whole Country	1,263	581	1,263	581	0	0	0	0	0	0	0	0	0	1,263	581	1,263	581	0	0

Table 8 A - Formal Student Age 15-19 by Province (MLVT Public Training Institutions and MLVT Registered Training Institutions)

Province	Number of institutions		Enrollment								Drop Out						Repetition						Promotion						Graduation					
			Grand Total		Public		Private		Grand Total		Public		Private		Grand Total		Public		Private		Grand Total		Public		Private		Grand Total		Public		Private			
	Public	Private	Total	Female	Total	Female	Total	Female	Total	Female	Total	Female	Total	Female	Total	Female	Total	Female	Total	Female	Total	Female	Total	Female	Total	Female	Total	Female	Total	Female	Total	Female		
Banteay Meanchey	1	0	0	0	-	-	-	-	-	-	-	-	-	-	-	-	-	-	-	-	-	-	-	-	-	-	-	-	-	-	-			
Battambang	3	0	0	0	-	-	-	-	-	-	-	-	-	-	-	-	-	-	-	-	-	-	-	-	-	-	-	-	-	-	-			
Kampong Cham	1	0	0	0	-	-	-	-	-	-	-	-	-	-	-	-	-	-	-	-	-	-	-	-	-	-	-	-	-	-	-			
Kampong Chhnang	1	0	0	0	-	-	-	-	-	-	-	-	-	-	-	-	-	-	-	-	-	-	-	-	-	-	-	-	-	-	-			
Kampong Speu	1	0	0	0	-	-	-	-	-	-	-	-	-	-	-	-	-	-	-	-	-	-	-	-	-	-	-	-	-	-	-			
Kampong Thom	1	0	0	0	-	-	-	-	-	-	-	-	-	-	-	-	-	-	-	-	-	-	-	-	-	-	-	-	-	-	-			
Kampot	2	0	0	0	-	-	-	-	-	-	-	-	-	-	-	-	-	-	-	-	-	-	-	-	-	-	-	-	-	-	-			
Kandal	1	0	0	0	-	-	-	-	-	-	-	-	-	-	-	-	-	-	-	-	-	-	-	-	-	-	-	-	-	-	-			
Kep	1	0	0	0	-	-	-	-	-	-	-	-	-	-	-	-	-	-	-	-	-	-	-	-	-	-	-	-	-	-	-			
Koh Kong	1	0	0	0	-	-	-	-	-	-	-	-	-	-	-	-	-	-	-	-	-	-	-	-	-	-	-	-	-	-	-			
Kratie	1	0	0	0	-	-	-	-	-	-	-	-	-	-	-	-	-	-	-	-	-	-	-	-	-	-	-	-	-	-	-			
Mondul Kiri	1	0	0	0	-	-	-	-	-	-	-	-	-	-	-	-	-	-	-	-	-	-	-	-	-	-	-	-	-	-	-			
Otdar Meanchey	1	0	0	0	-	-	-	-	-	-	-	-	-	-	-	-	-	-	-	-	-	-	-	-	-	-	-	-	-	-	-			
Pailin	1	0	0	0	-	-	-	-	-	-	-	-	-	-	-	-	-	-	-	-	-	-	-	-	-	-	-	-	-	-	-			
Phnom Penh	8	22	0	0	-	-	-	-	-	-	-	-	-	-	-	-	-	-	-	-	-	-	-	-	-	-	-	-	-	-	-			
Preah Sihanouk	2	0	0	0	-	-	-	-	-	-	-	-	-	-	-	-	-	-	-	-	-	-	-	-	-	-	-	-	-	-	-			
Preah Vihear	2	0	0	0	-	-	-	-	-	-	-	-	-	-	-	-	-	-	-	-	-	-	-	-	-	-	-	-	-	-	-			
Prey Veng	1	0	0	0	-	-	-	-	-	-	-	-	-	-	-	-	-	-	-	-	-	-	-	-	-	-	-	-	-	-	-			
Pursat	1	0	0	0	-	-	-	-	-	-	-	-	-	-	-	-	-	-	-	-	-	-	-	-	-	-	-	-	-	-	-			
Ratanak Kiri	1	0	0	0	-	-	-	-	-	-	-	-	-	-	-	-	-	-	-	-	-	-	-	-	-	-	-	-	-	-	-			
Siem Reap	2	0	0	0	-	-	-	-	-	-	-	-	-	-	-	-	-	-	-	-	-	-	-	-	-	-	-	-	-	-	-			
Stung Treng	1	0	0	0	-	-	-	-	-	-	-	-	-	-	-	-	-	-	-	-	-	-	-	-	-	-	-	-	-	-	-			
Svay Rieng	1	0	0	0	-	-	-	-	-	-	-	-	-	-	-	-	-	-	-	-	-	-	-	-	-	-	-	-	-	-	-			
Takeo	1	0	0	0	-	-	-	-	-	-	-	-	-	-	-	-	-	-	-	-	-	-	-	-	-	-	-	-	-	-	-			
Tbong Khmum	1	0	0	0	-	-	-	-	-	-	-	-	-	-	-	-	-	-	-	-	-	-	-	-	-	-	-	-	-	-	-			
Whole Country	38	22	0	0	-	-	-	-	-	-	-	-	-	-	-	-	-	-	-	-	-	-	-	-	-	-	-	-	-	-	-			

Table 8 B - Formal Student Age 20-24 by Province (MLVT Public Institutions and MLVT Registered Institutions)

Province	Number of institutions		Enrollment						Drop Out						Repetition						Promotion						Graduation					
			Grand Total		Public		Private		Grand Total		Public		Private		Grand Total		Public		Private		Grand Total		Public		Private		Grand Total		Public		Private	
	Public	Private	Total	Female	Total	Female	Total	Female	Total	Female	Total	Female	Total	Female	Total	Female	Total	Female	Total	Female	Total	Female	Total	Female	Total	Female	Total	Female	Total	Female	Total	Female
Banteay Meanchey	1	0	286	79	286	79	-	-	23	6	23	6	-	-	-	-	-	-	-	-	78	41	78	41	-	-	173	26	173	26	-	-
Battambang	3	0	1,674	534	1,674	534	-	-	122	28	122	28	-	-	66	20	66	20	-	-	560	228	560	228	-	-	911	248	911	248	-	-
Kampong Cham	1	0	339	201	339	201	-	-	25	14	25	14	-	-	130	62	130	62	-	-	-	-	-	-	-	-	185	125	185	125	-	-
Kampong Chhnang	1	0	134	57	134	57	-	-	11	7	11	7	-	-	-	-	-	-	-	-	38	21	38	21	-	-	80	28	80	28	-	-
Kampong Speu	1	0	222	55	222	55	-	-	42	7	42	7	-	-	-	-	-	-	-	-	-	-	-	-	-	-	175	48	175	48	-	-
Kampong Thom	1	0	242	121	242	121	-	-	69	33	69	33	-	-	6	1	6	1	-	-	108	56	108	56	-	-	59	31	59	31	-	-
Kampot	2	0	1,137	575	1,137	575	-	-	14	11	14	11	-	-	-	-	-	-	-	-	12	9	12	9	-	-	1,132	565	1,132	565	-	-
Kandal	2	0	283	100	283	100	-	-	-	-	-	-	-	-	-	-	-	-	-	-	-	-	-	-	-	-	283	100	283	100	-	-
Kep	1	0	56	28	56	28	-	-	-	-	-	-	-	-	-	-	-	-	-	-	-	-	-	-	-	-	56	28	56	28	-	-
Koh Kong	1	0	505	245	505	245	-	-	56	31	56	31	-	-	2	2	2	2	-	-	58	54	58	54	-	-	349	150	349	150	-	-
Kratie	1	0	77	34	77	34	-	-	3	-	3	-	-	13	7	13	7	-	-	10	4	10	4	-	-	52	23	52	23	-	-	
Mondul Kiri	1	0	40	26	40	26	-	-	16	9	16	9	-	-	-	-	-	-	-	-	-	-	-	-	-	24	17	24	17	-	-	
Otdar Meanchey	1	0	0	0	-	-	-	-	-	-	-	-	-	-	-	-	-	-	-	-	-	-	-	-	-	-	-	-	-	-	-	
Pailin	1	0	55	35	55	35	-	-	-	-	-	-	-	-	5	3	5	3	-	-	-	-	-	-	-	-	50	32	50	32	-	-
Phnom Penh	8	22	23,516	6,978	18,523	4,809	4,993	2,169	1,272	441	947	335	325	106	717	85	503	39	214	46	13,939	3,244	11,051	1,956	2,888	1,288	7,647	3,221	6,081	2,492	1,566	729
Preah Sihanouk	2	0	632	223	632	223	-	-	11	6	11	6	-	-	-	-	-	-	-	-	127	37	127	37	-	-	494	180	494	180	-	-
Preah Vihear	2	0	34	9	34	9	-	-	6	3	6	3	-	-	-	-	-	-	-	-	-	-	-	-	-	28	6	28	6	-	-	
Prey Veng	1	0	92	28	92	28	-	-	9	2	9	2	-	-	-	-	-	-	-	-	-	-	-	-	-	83	26	83	26	-	-	
Pursat	1	0	343	162	343	162	-	-	-	-	-	-	-	-	163	77	163	77	-	-	-	-	-	-	-	-	180	85	180	85	-	-
Ratanak Kiri	1	0	48	24	48	24	-	-	12	6	12	6	-	-	-	-	-	-	-	-	3	2	3	2	-	-	33	16	33	16	-	-
Siem Reap	2	0	708	168	708	168	-	-	8	-	8	-	-	-	282	92	282	92	-	-	114	27	114	27	-	-	294	48	294	48	-	-
Stung Treng	1	0	79	50	79	50	-	-	20	14	20	14	-	-	-	-	-	-	-	-	24	13	24	13	-	-	35	23	35	23	-	-
Svay Rieng	1	0	528	156	528	156	-	-	132	53	132	53	-	-	98	30	98	30	-	-	195	49	195	49	-	-	103	24	103	24	-	-
Takeo	1	0	465	239	465	239	-	-	122	55	122	55	-	-	61	21	61	21	-	-	105	57	105	57	-	-	177	106	177	106	-	-
Tbong Khmum	1	0	111	43	111	43	-	-	-	-	-	-	-	-	-	-	-	-	-	-	-	-	-	-	-	-	111	43	111	43	-	-
Whole Country	39	22	31,606	10,170	26,613	8,001	4,993	2,169	1,973	726	1,648	620	325	106	1,543	400	1,329	354	214	46	15,371	3,842	12,483	2,554	2,888	1,288	12,714	5,199	11,148	4,470	1,566	729

Table 8 C - Formal Student Age 25-29 by Province (MLVT Public Institutions and MLVT Registered Institutions)

Province	Number of institutions		Enrollment						Drop Out						Repetition						Promotion						Graduation					
			Grand Total		Public		Private		Grand Total		Public		Private		Grand Total		Public		Private		Grand Total		Public		Private		Grand Total		Public		Private	
	Public	Private	Total	Female	Total	Female	Total	Female	Total	Female	Total	Female	Total	Female	Total	Female	Total	Female	Total	Female	Total	Female	Total	Female	Total	Female	Total	Female	Total	Female	Total	Female
Banteay Meanchey	1	0	34	5	34	5	-	-	3	2	3	2	-	-	-	-	-	-	-	-	31	4	31	4	-	-	2	1	2	1	-	-
Battambang	3	0	235	42	235	42	-	-	13	-	13	-	-	-	2	-	2	-	-	-	94	30	94	30	-	-	126	12	126	12	-	-
Kampong Cham	1	0	52	28	52	28	-	-	2	2	2	2	-	-	19	3	19	3	-	-	-	-	-	-	-	31	23	31	23	-	-	
Kampong Chhnang	1	0	8	1	8	1	-	-	1	-	1	-	-	-	-	-	-	-	-	-	7	1	7	1	-	-	-	-	-	-	-	
Kampong Speu	1	0	4	0	4	-	-	-	-	-	-	-	-	-	-	-	-	-	-	-	-	-	-	-	-	4	-	4	-	-	-	
Kampong Thom	1	0	14	4	14	4	-	-	2	1	2	1	-	-	-	-	-	-	-	-	10	3	10	3	-	-	2	-	2	-	-	
Kampot	2	0	72	22	72	22	-	-	-	-	-	-	-	-	-	-	-	-	-	-	-	-	-	-	-	72	22	72	22	-	-	
Kandal	1	0	35	9	35	9	-	-	-	-	-	-	-	-	-	-	-	-	-	-	-	-	-	-	-	35	9	35	9	-	-	
Kep	1	0	0	0	-	-	-	-	-	-	-	-	-	-	-	-	-	-	-	-	-	-	-	-	-	-	-	-	-	-	-	
Koh Kong	1	0	78	22	78	22	-	-	5	1	5	1	-	-	-	-	-	-	-	-	41	12	41	12	-	-	32	9	32	9	-	-
Kratie	1	0	7	1	7	1	-	-	-	-	-	-	-	-	1	-	1	-	-	-	3	1	3	1	-	-	2	-	2	-	-	
Mondul Kiri	1	0	10	4	10	4	-	-	5	2	5	2	-	-	-	-	-	-	-	-	-	-	-	-	-	5	2	5	2	-	-	
Otdar Meanchey	1	0	0	0	-	-	-	-	-	-	-	-	-	-	-	-	-	-	-	-	-	-	-	-	-	-	-	-	-	-	-	
Pailin	1	0	4	0	4	-	-	-	-	-	-	-	-	-	1	-	1	-	-	-	-	-	-	-	-	3	-	3	-	-	-	
Phnom Penh	8	22	2,518	468	2,454	458	64	10	128	26	128	26	-	-	32	4	29	4	3	-	1,132	126	1,099	121	33	5	1,226	312	1,198	307	28	5
Preah Sihanouk	2	0	58	17	58	17	-	-	-	-	-	-	-	-	-	-	-	-	-	-	24	6	24	6	-	-	34	11	34	11	-	-
Preah Vihear	2	0	3	1	3	1	-	-	3	1	3	1	-	-	-	-	-	-	-	-	-	-	-	-	-	-	-	-	-	-	-	
Prey Veng	1	0	6	1	6	1	-	-	-	-	-	-	-	-	-	-	-	-	-	-	-	-	-	-	-	6	1	6	1	-	-	
Pursat	1	0	34	13	34	13	-	-	-	-	-	-	-	-	9	4	9	4	-	-	-	-	-	-	-	25	9	25	9	-	-	
Ratanak Kiri	1	0	5	0	5	-	-	-	1	-	1	-	-	-	-	-	-	-	-	-	2	-	2	-	-	-	2	-	2	-	-	
Siem Reap	2	0	109	20	109	20	-	-	-	-	-	-	-	-	46	10	46	10	-	-	44	6	44	6	-	-	19	4	19	4	-	-
Stung Treng	1	0	21	8	21	8	-	-	1	1	1	1	-	-	-	-	-	-	-	-	16	5	16	5	-	-	4	2	4	2	-	-
Svay Rieng	1	0	55	9	55	9	-	-	15	2	15	2	-	-	7	-	7	-	-	-	28	7	28	7	-	-	5	-	5	-	-	
Takeo	1	0	18	2	18	2	-	-	2	-	2	-	-	-	4	-	4	-	-	-	3	2	3	2	-	-	9	-	9	-	-	
Tbong Khmum	1	0	6	0	6	-	-	-	-	-	-	-	-	-	-	-	-	-	-	-	-	-	-	-	-	6	-	6	-	-	-	
Whole Country	38	22	3,386	677	3,322	667	64	10	181	38	181	38	-	-	121	21	118	21	3	-	1,435	203	1,402	198	33	5	1,650	417	1,622	412	28	5

Table 8 D - Formal Student Age 30-34 by Province (MLVT Public Institutions and MLVT Registered Institutions)

Province	Number of institutions		Enrollment						Drop Out						Repetition						Promotion						Graduation						
			Grand Total		Public		Private		Grand Total		Public		Private		Grand Total		Public		Private		Grand Total		Public		Private		Grand Total		Public		Private		
	Public	Private	Total	Female	Total	Female	Total	Female	Total	Female	Total	Female	Total	Female	Total	Female	Total	Female	Private	Female	Total	Female	Total	Female	Total	Female	Total	Female	Total	Female	Total	Female	Private
Banteay Meanchey	1	0	17	0	17	-	-	-	-	-	-	-	-	-	-	-	-	-	-	15	-	15	-	-	-	2	-	2	-	-	-	-	
Battambang	3	0	68	6	68	6	-	-	6	1	6	1	-	-	5	2	5	2	-	29	-	29	-	-	-	28	3	28	3	-	-		
Kampong Cham	1	0	23	10	23	10	-	-	-	-	-	-	-	11	3	11	3	-	-	-	-	-	-	-	12	7	12	7	-	-			
Kampong Chhnang	1	0	0	0	-	-	-	1	1	1	1	-	-	-	-	-	-	-	-	4	-	4	-	-	-	-	-	-	-	-			
Kampong Speu	1	0	1	0	1	-	-	-	-	-	-	-	-	-	-	-	-	-	-	-	-	-	-	-	1	-	1	-	-	-			
Kampong Thom	1	0	10	0	10	-	-	2	-	2	-	-	-	-	-	-	-	-	-	3	-	3	-	-	5	-	5	-	-	-			
Kampot	2	0	16	4	16	4	-	-	-	-	-	-	-	-	-	-	-	-	-	-	-	-	-	-	16	4	16	4	-	-			
Kandal	1	0	32	7	32	7	-	-	-	-	-	-	-	-	-	-	-	-	-	-	-	-	-	-	32	7	32	7	-	-			
Kep	1	0	0	0	-	-	-	-	-	-	-	-	-	-	-	-	-	-	-	-	-	-	-	-	-	-	-	-	-	-			
Koh Kong	1	0	28	5	28	5	-	-	5	1	5	1	-	-	-	-	-	-	-	14	3	14	3	-	-	9	1	9	1	-	-		
Kratie	1	0	3	0	3	-	-	-	-	-	-	-	-	-	-	-	-	-	-	-	-	-	-	-	3	-	3	-	-	-			
Mondul Kiri	1	0	6	5	6	5	-	-	3	2	3	2	-	-	-	-	-	-	-	-	-	-	-	-	3	3	3	3	-	-			
Otdar Meanchey	1	0	0	0	-	-	-	-	-	-	-	-	-	-	-	-	-	-	-	-	-	-	-	-	-	-	-	-	-	-			
Pailin	1	0	5	0	5	-	-	-	-	-	-	-	-	1	-	1	-	-	-	-	-	-	-	-	4	-	4	-	-	-			
Phnom Penh	8	22	402	55	399	54	3	1	17	1	17	1	-	6	-	6	-	-	-	193	30	191	30	2	-	186	24	185	23	1	1		
Preah Sihanouk	2	0	10	2	10	2	-	-	-	-	-	-	-	-	-	-	-	-	-	4	-	4	-	-	6	2	6	2	-	-			
Preah Vihear	2	0	1	1	1	1	-	-	-	-	-	-	-	-	-	-	-	-	-	-	-	-	-	-	1	1	1	1	-	-			
Prey Veng	1	0	7	0	7	-	-	1	-	1	-	-	-	-	-	-	-	-	-	-	-	-	-	-	6	-	6	-	-	-			
Pursat	1	0	15	2	15	2	-	-	-	-	-	-	-	4	-	4	-	-	-	-	-	-	-	-	11	2	11	2	-	-			
Ratanak Kiri	1	0	3	1	3	1	-	-	3	1	3	1	-	-	-	-	-	-	-	-	-	-	-	-	-	-	-	-	-	-			
Siem Reap	2	0	39	6	39	6	-	-	1	-	1	-	-	6	2	6	2	-	-	28	2	28	2	-	4	2	4	2	-	-			
Stung Treng	1	0	22	10	22	10	-	-	-	-	-	-	-	-	-	-	-	-	-	17	9	17	9	-	5	1	5	1	-	-			
Svay Rieng	1	0	23	2	23	2	-	-	3	-	3	-	-	4	-	4	-	-	-	15	2	15	2	-	1	-	1	-	-	-			
Takeo	1	0	4	0	4	-	-	2	-	2	-	-	-	-	-	-	-	-	-	-	-	-	-	-	2	-	2	-	-	-			
Tbong Khmum	1	0	0	0	-	-	-	-	-	-	-	-	-	-	-	-	-	-	-	-	-	-	-	-	-	-	-	-	-	-			
Whole Country	38	22	735	116	732	115	3	1	44	7	44	7	-	37	7	37	7	-	-	322	46	320	46	2	-	337	57	336	56	1	1		

Table 8 E - Formal Student Age 35-39 by Province (MLVT Public Training Institutions and MLVT Registered Training Institutions)

Province	Number of institutions		Enrollment						Drop Out						Repetition						Promotion						Graduation					
			Grand Total		Public		Private		Grand Total		Public		Private		Grand Total		Public		Private		Grand Total		Public		Private		Grand Total		Public		Private	
	Public	Private	Total	Female	Total	Female	Total	Female	Total	Female	Total	Female	Total	Female	Total	Female	Total	Female	Total	Female	Total	Female	Total	Female	Total	Female	Total	Female	Total	Female	Total	Female
Banteay Meanchey	1	0	6	0	6	-	-	-	-	-	-	-	-	-	-	-	-	-	-	-	-	-	-	-	-	-	-	-	-	-	-	-
Battambang	3	0	60	3	60	3	-	-	5	-	5	-	-	-	5	-	5	-	-	-	12	-	12	-	-	-	38	3	38	3	-	-
Kampong Cham	1	0	8	2	8	2	-	-	-	-	-	-	-	6	1	6	1	-	-	-	-	-	-	-	-	2	1	2	1	-	-	
Kampong Chhnang	1	0	2	0	2	-	-	-	-	-	-	-	-	-	-	-	-	-	-	2	-	2	-	-	-	-	-	-	-	-	-	
Kampong Speu	1	0	1	1	1	1	-	-	-	-	-	-	-	-	-	-	-	-	-	-	-	-	-	-	-	1	1	1	1	-	-	
Kampong Thom	1	0	5	0	5	-	-	-	1	-	1	-	-	-	-	-	-	-	-	3	-	3	-	-	-	1	-	1	-	-	-	
Kampot	2	0	8	1	8	1	-	-	-	-	-	-	-	-	-	-	-	-	-	-	-	-	-	-	8	1	8	1	-	-		
Kandal	1	0	12	4	12	4	-	-	-	-	-	-	-	-	-	-	-	-	-	-	-	-	-	-	12	4	12	4	-	-		
Kep	1	0	0	0	-	-	-	-	-	-	-	-	-	-	-	-	-	-	-	-	-	-	-	-	-	-	-	-	-	-	-	
Koh Kong	1	0	19	0	19	-	-	-	2	-	2	-	-	-	-	-	-	-	-	7	-	7	-	-	-	10	-	10	-	-	-	
Kratie	1	0	0	0	-	-	-	-	-	-	-	-	-	-	-	-	-	-	-	-	-	-	-	-	-	-	-	-	-	-	-	
Mondul Kiri	1	0	4	1	4	1	-	-	1	1	1	1	-	-	-	-	-	-	-	-	-	-	-	-	3	-	3	-	-	-	-	
Otdar Meanchey	1	0	0	0	-	-	-	-	-	-	-	-	-	-	-	-	-	-	-	-	-	-	-	-	-	-	-	-	-	-	-	
Pailin	1	0	0	0	-	-	-	-	-	-	-	-	-	-	-	-	-	-	-	-	-	-	-	-	-	-	-	-	-	-	-	
Phnom Penh	8	22	178	18	177	18	1	-	3	1	3	1	-	-	-	-	-	-	95	12	94	12	1	-	80	5	80	5	-	-		
Preah Sihanouk	2	0	3	0	3	-	-	-	-	-	-	-	-	-	-	-	-	-	2	-	2	-	-	-	1	-	1	-	-	-	-	
Preah Vihear	2	0	2	1	2	1	-	-	1	-	1	-	-	-	-	-	-	-	-	-	-	-	-	-	1	1	1	1	-	-		
Prey Veng	1	0	8	1	8	1	-	-	1	-	1	-	-	-	-	-	-	-	-	-	-	-	-	-	7	1	7	1	-	-		
Pursat	1	0	10	2	10	2	-	-	-	-	-	-	-	-	-	-	-	-	-	-	-	-	-	-	10	2	10	2	-	-		
Ratanak Kiri	1	0	3	1	3	1	-	-	1	-	1	-	-	-	-	-	-	-	-	-	-	-	-	-	2	1	2	1	-	-		
Siem Reap	2	0	15	1	15	1	-	-	-	-	-	-	-	5	1	5	1	-	-	8	-	8	-	-	2	-	2	-	-	-	-	
Stung Treng	1	0	19	7	19	7	-	-	-	-	-	-	-	-	-	-	-	-	14	7	14	7	-	-	5	-	5	-	-	-	-	
Svay Rieng	1	0	9	1	9	1	-	-	3	1	3	1	-	-	-	-	-	-	5	-	5	-	-	-	1	-	1	-	-	-	-	
Takeo	1	0	3	0	3	-	-	-	-	-	-	-	-	-	-	-	-	-	1	-	1	-	-	-	2	-	2	-	-	-	-	
Tbong Khmum	1	0	0	0	-	-	-	-	-	-	-	-	-	-	-	-	-	-	-	-	-	-	-	-	-	-	-	-	-	-	-	
Whole Country	38	22	375	44	374	44	1	-	18	3	18	3	-	-	16	2	16	2	-	154	19	153	19	1	-	187	20	187	20	-	-	

Table 8 F - Formal Student Age 40-44 by Province (MLVT Public Training Institutions and MLVT Registered Training Institutions)

Province	Number of institutions		Enrollment						Drop Out						Repetition						Promotion						Graduation					
			Grand Total		Public		Private		Grand Total		Public		Private		Grand Total		Public		Private		Grand Total		Public		Private		Grand Total		Public		Private	
	Public	Private	Total	Female	Total	Female	Total	Female	Total	Female	Total	Female	Total	Female	Total	Female	Total	Female	Private	Female	Total	Female	Total	Female	Total	Female	Total	Female	Total	Female	Total	Female
Banteay Meanchey	1	0	1	0	1	-	-	-	-	-	-	-	-	-	-	-	-	-	-	1	-	1	-	-	-	-	-	-	-	-	-	
Battambang	3	0	30	3	30	3	-	-	1	-	1	-	-	-	4	2	4	2	-	-	6	-	6	-	-	-	19	1	19	1	-	-
Kampong Cham	1	0	12	6	12	6	-	-	-	-	-	-	-	-	5	2	5	2	-	-	-	-	-	-	-	6	4	6	4	-	-	
Kampong Chhnang	1	0	0	0	-	-	-	-	-	-	-	-	-	-	-	-	-	-	-	-	-	-	-	-	-	-	-	-	-	-	-	
Kampong Speu	1	0	0	0	-	-	-	-	-	-	-	-	-	-	-	-	-	-	-	-	-	-	-	-	-	-	-	-	-	-	-	
Kampong Thom	1	0	1	0	1	-	-	-	-	-	-	-	-	-	-	-	-	-	-	1	-	1	-	-	-	-	-	-	-	-	-	
Kampot	2	0	8	1	8	1	-	-	-	-	-	-	-	-	-	-	-	-	-	-	-	-	-	-	-	8	1	8	1	-	-	
Kandal	1	0	4	2	4	2	-	-	-	-	-	-	-	-	-	-	-	-	-	-	-	-	-	-	-	4	2	4	2	-	-	
Kep	1	0	0	0	-	-	-	-	-	-	-	-	-	-	-	-	-	-	-	-	-	-	-	-	-	-	-	-	-	-	-	
Koh Kong	1	0	12	0	12	-	-	-	-	-	-	-	-	-	1	-	1	-	-	-	3	-	3	-	-	-	8	-	8	-	-	-
Kratie	1	0	0	0	-	-	-	-	-	-	-	-	-	-	-	-	-	-	-	-	-	-	-	-	-	-	-	-	-	-	-	
Mondul Kiri	1	0	2	0	2	-	-	-	2	-	2	-	-	-	-	-	-	-	-	-	-	-	-	-	-	-	-	-	-	-	-	
Otdar Meanchey	1	0	0	0	-	-	-	-	-	-	-	-	-	-	-	-	-	-	-	-	-	-	-	-	-	-	-	-	-	-	-	
Pailin	1	0	0	0	-	-	-	-	-	-	-	-	-	-	-	-	-	-	-	-	-	-	-	-	-	-	-	-	-	-	-	
Phnom Penh	8	22	84	14	84	14	-	-	3	-	3	-	-	-	-	-	-	-	-	36	2	36	2	-	-	45	12	45	12	-	-	
Preah Sihanouk	2	0	3	0	3	-	-	-	-	-	-	-	-	-	-	-	-	-	-	-	-	-	-	-	-	3	-	3	-	-	-	
Preah Vihear	2	0	0	0	-	-	-	-	-	-	-	-	-	-	-	-	-	-	-	-	-	-	-	-	-	-	-	-	-	-	-	
Prey Veng	1	0	0	0	-	-	-	-	-	-	-	-	-	-	-	-	-	-	-	-	-	-	-	-	-	-	-	-	-	-	-	
Pursat	1	0	3	0	3	-	-	-	-	-	-	-	-	-	-	-	-	-	-	-	-	-	-	-	-	3	-	3	-	-	-	
Ratanak Kiri	1	0	1	0	1	-	-	-	1	-	1	-	-	-	-	-	-	-	-	-	-	-	-	-	-	-	-	-	-	-	-	
Siem Reap	2	0	5	0	5	-	-	-	-	-	-	-	-	-	1	-	1	-	-	-	2	-	2	-	-	2	-	2	-	-	-	
Stung Treng	1	0	1	0	1	-	-	-	-	-	-	-	-	-	-	-	-	-	-	-	-	-	-	-	-	1	-	1	-	-	-	
Svay Rieng	1	0	4	0	4	-	-	-	2	-	2	-	-	-	-	-	-	-	-	2	-	2	-	-	-	-	-	-	-	-	-	
Takeo	1	0	2	0	2	-	-	-	-	-	-	-	-	-	1	-	1	-	-	-	-	-	-	-	-	1	-	1	-	-	-	
Tbong Khmum	1	0	0	0	-	-	-	-	-	-	-	-	-	-	-	-	-	-	-	-	-	-	-	-	-	-	-	-	-	-	-	
Whole Country	38	22	173	26	173	26	-	-	9	-	9	-	-	-	12	4	12	4	-	-	51	2	51	2	-	-	100	20	100	20	-	-

Table 8 G - Formal Student Age 45-49 by Province (MLVT Public Institutions and MLVT Registered Institutions)

Province	Number of institutions		Enrollment						Drop Out						Repetition						Promotion						Graduation						
			Grand Total		Public		Private		Grand Total		Public		Private		Grand Total		Public		Private		Grand Total		Public		Private		Grand Total		Public		Private		
	Public	Private	Total	Female	Total	Female	Total	Female	Total	Female	Total	Female	Total	Female	Total	Female	Total	Female	Private	Female	Total	Female	Total	Female	Total	Female	Total	Female	Total	Female	Total	Female	Total
Banteay Meanchey	1	0	0	0	-	-	-	-	-	-	-	-	-	-	-	-	-	-	-	-	-	-	-	-	-	-	-	-	-	-	-	-	-
Battambang	3	0	8	1	8	1	-	-	-	-	-	-	-	2	1	2	1	-	-	-	-	-	-	-	-	6	-	6	-	-	-	-	-
Kampong Cham	1	0	2	2	2	2	-	-	-	-	-	-	-	2	2	2	2	-	-	-	-	-	-	-	-	-	-	-	-	-	-	-	-
Kampong Chhnang	1	0	0	0	-	-	-	-	-	-	-	-	-	-	-	-	-	-	-	-	-	-	-	-	-	-	-	-	-	-	-	-	-
Kampong Speu	1	0	0	0	-	-	-	-	-	-	-	-	-	-	-	-	-	-	-	-	-	-	-	-	-	-	-	-	-	-	-	-	-
Kampong Thom	1	0	0	0	-	-	-	-	-	-	-	-	-	-	-	-	-	-	-	-	-	-	-	-	-	-	-	-	-	-	-	-	-
Kampot	2	0	2	0	2	-	-	-	-	-	-	-	-	-	-	-	-	-	-	-	-	-	-	-	2	-	2	-	-	-	-	-	-
Kandal	1	0	1	1	1	1	-	-	-	-	-	-	-	-	-	-	-	-	-	-	-	-	-	-	1	1	1	1	-	-	-	-	-
Kep	1	0	0	0	-	-	-	-	-	-	-	-	-	-	-	-	-	-	-	-	-	-	-	-	-	-	-	-	-	-	-	-	-
Koh Kong	1	0	1	0	1	-	-	-	-	-	-	-	-	-	-	-	-	-	-	1	-	1	-	-	-	-	-	-	-	-	-	-	-
Kratie	1	0	0	0	-	-	-	-	-	-	-	-	-	-	-	-	-	-	-	-	-	-	-	-	-	-	-	-	-	-	-	-	-
Mondul Kiri	1	0	0	0	-	-	-	-	-	-	-	-	-	-	-	-	-	-	-	-	-	-	-	-	-	-	-	-	-	-	-	-	-
Otdar Meanchey	1	0	0	0	-	-	-	-	-	-	-	-	-	-	-	-	-	-	-	-	-	-	-	-	-	-	-	-	-	-	-	-	-
Pailin	1	0	1	0	1	-	-	-	-	-	-	-	-	-	-	-	-	-	-	-	-	-	-	-	1	-	1	-	-	-	-	-	-
Phnom Penh	8	22	9	0	9	-	-	-	-	-	-	-	-	-	-	-	-	-	-	1	-	1	-	-	8	-	8	-	-	-	-	-	-
Preah Sihanouk	2	0	1	0	1	-	-	-	-	-	-	-	-	-	-	-	-	-	-	1	-	1	-	-	-	-	-	-	-	-	-	-	-
Preah Vihear	2	0	0	0	-	-	-	-	-	-	-	-	-	-	-	-	-	-	-	-	-	-	-	-	-	-	-	-	-	-	-	-	-
Prey Veng	1	0	1	0	1	-	-	-	-	-	-	-	-	-	-	-	-	-	-	-	-	-	-	-	1	-	1	-	-	-	-	-	-
Pursat	1	0	0	0	-	-	-	-	-	-	-	-	-	-	-	-	-	-	-	-	-	-	-	-	-	-	-	-	-	-	-	-	-
Ratanak Kiri	1	0	0	0	-	-	-	-	-	-	-	-	-	-	-	-	-	-	-	-	-	-	-	-	-	-	-	-	-	-	-	-	-
Siem Reap	2	0	1	0	1	-	-	-	-	-	-	-	-	-	-	-	-	-	-	-	-	-	-	-	1	-	1	-	-	-	-	-	-
Stung Treng	1	0	1	0	1	-	-	-	-	-	-	-	-	-	-	-	-	-	-	-	-	-	-	-	1	-	1	-	-	-	-	-	-
Svay Rieng	1	0	0	0	-	-	-	-	-	-	-	-	-	-	-	-	-	-	-	-	-	-	-	-	-	-	-	-	-	-	-	-	-
Takeo	1	0	0	0	-	-	-	-	-	-	-	-	-	-	-	-	-	-	-	-	-	-	-	-	-	-	-	-	-	-	-	-	-
Tbong Khmum	1	0	0	0	-	-	-	-	-	-	-	-	-	-	-	-	-	-	-	-	-	-	-	-	-	-	-	-	-	-	-	-	-
Whole Country	38	22	28	4	28	4	-	-	-	-	-	-	-	4	3	4	3	-	-	3	-	3	-	-	21	1	21	1	-	-	-	-	-

Table 8 H - Formal Student Age 50-54 by Province (MLVT Public Institutions and MLVT Registered Institutions)

Province	Number of institutions		Enrollment								Drop Out				Repetition				Promotion				Graduation							
			Grand Total		Public		Private		Grand Total		Public		Private		Grand Total		Public		Private		Grand Total		Public		Private					
	Public	Private	Total	Female	Total	Female	Total	Female	Total	Female	Total	Female	Total	Female	Total	Female	Total	Female	Total	Female	Total	Female	Total	Female	Total	Female	Total	Female	Total	Female
Banteay Meanchey	1	0	0	0	-	-	-	-	-	-	-	-	-	-	-	-	-	-	-	-	-	-	-	-	-	-	-	-	-	-
Battambang	3	0	2	0	2	-	-	-	-	-	-	-	-	-	-	-	-	-	-	-	-	-	-	-	-	2	-	2	-	-
Kampong Cham	1	0	4	2	4	2	-	-	-	-	-	-	-	1	-	1	-	-	-	-	-	-	-	-	-	3	2	3	2	-
Kampong Chhnang	1	0	0	0	-	-	-	-	-	-	-	-	-	-	-	-	-	-	-	-	-	-	-	-	-	-	-	-	-	-
Kampong Speu	1	0	0	0	-	-	-	-	-	-	-	-	-	-	-	-	-	-	-	-	-	-	-	-	-	-	-	-	-	-
Kampong Thom	1	0	0	0	-	-	-	-	-	-	-	-	-	-	-	-	-	-	-	-	-	-	-	-	-	-	-	-	-	-
Kampot	2	0	0	0	-	-	-	-	-	-	-	-	-	-	-	-	-	-	-	-	-	-	-	-	-	-	-	-	-	-
Kandal	1	0	0	0	-	-	-	-	-	-	-	-	-	-	-	-	-	-	-	-	-	-	-	-	-	-	-	-	-	-
Kep	1	0	0	0	-	-	-	-	-	-	-	-	-	-	-	-	-	-	-	-	-	-	-	-	-	-	-	-	-	-
Koh Kong	1	0	1	0	1	-	-	-	-	-	-	-	-	-	-	-	-	-	-	-	-	-	-	-	1	-	1	-	-	-
Kratie	1	0	0	0	-	-	-	-	-	-	-	-	-	-	-	-	-	-	-	-	-	-	-	-	-	-	-	-	-	-
Mondul Kiri	1	0	0	0	-	-	-	-	-	-	-	-	-	-	-	-	-	-	-	-	-	-	-	-	-	-	-	-	-	-
Otdar Meanchey	1	0	0	0	-	-	-	-	-	-	-	-	-	-	-	-	-	-	-	-	-	-	-	-	-	-	-	-	-	-
Pailin	1	0	0	0	-	-	-	-	-	-	-	-	-	-	-	-	-	-	-	-	-	-	-	-	-	-	-	-	-	-
Phnom Penh	8	22	6	0	6	-	-	-	-	-	-	-	-	-	-	-	-	-	-	-	2	-	2	-	-	4	-	4	-	-
Preah Sihanouk	2	0	0	0	-	-	-	-	-	-	-	-	-	-	-	-	-	-	-	-	-	-	-	-	-	-	-	-	-	-
Preah Vihear	2	0	0	0	-	-	-	-	-	-	-	-	-	-	-	-	-	-	-	-	-	-	-	-	-	-	-	-	-	-
Prey Veng	1	0	1	0	1	-	-	-	-	-	-	-	-	-	-	-	-	-	-	-	-	-	-	-	1	-	1	-	-	-
Pursat	1	0	1	0	1	-	-	-	-	-	-	-	-	-	-	-	-	-	-	-	-	-	-	-	1	-	1	-	-	-
Ratanak Kiri	1	0	0	0	-	-	-	-	-	-	-	-	-	-	-	-	-	-	-	-	-	-	-	-	-	-	-	-	-	-
Siem Reap	2	0	1	0	1	-	-	-	-	-	-	-	-	-	-	-	-	-	-	-	1	-	1	-	-	-	-	-	-	-
Stung Treng	1	0	0	0	-	-	-	-	-	-	-	-	-	-	-	-	-	-	-	-	-	-	-	-	-	-	-	-	-	-
Svay Rieng	1	0	0	0	-	-	-	-	-	-	-	-	-	-	-	-	-	-	-	-	-	-	-	-	-	-	-	-	-	-
Takeo	1	0	1	0	1	-	-	-	-	-	-	-	-	-	-	-	-	-	-	-	-	-	-	-	1	-	1	-	-	-
Tbong Khmum	1	0	0	0	-	-	-	-	-	-	-	-	-	-	-	-	-	-	-	-	-	-	-	-	-	-	-	-	-	-
Whole Country	38	22	17	2	17	2	-	-	-	-	-	-	-	1	-	1	-	-	-	-	3	-	3	-	-	13	2	13	2	-

Table 8 I - Formal Student Age 55-59 by Province (MLVT Public Institutions and MLVT Registered Institutions)

Province	Number of institutions		Enrollment						Drop Out						Repetition						Promotion						Graduation						
			Grand Total		Public		Private		Grand Total		Public		Private		Grand Total		Public		Private		Grand Total		Public		Private		Grand Total		Public		Private		
	Public	Private	Total	Female	Total	Female	Total	Female	Total	Female	Total	Female	Total	Female	Total	Female	Total	Female	Private	Female	Total	Female	Total	Female	Total	Female	Total	Female	Total	Female	Total	Female	Total
Banteay Meanchey	1	0	0	0	-	-	-	-	-	-	-	-	-	-	-	-	-	-	-	-	-	-	-	-	-	-	-	-	-	-	-	-	-
Battambang	3	0	2	0	2	-	-	-	-	-	-	-	-	-	-	-	-	-	-	-	-	-	-	-	-	2	-	2	-	-	-	-	-
Kampong Cham	1	0	0	0	-	-	-	-	-	-	-	-	-	-	-	-	-	-	-	-	-	-	-	-	-	-	-	-	-	-	-	-	-
Kampong Chhnang	1	0	0	0	-	-	-	-	-	-	-	-	-	-	-	-	-	-	-	-	-	-	-	-	-	-	-	-	-	-	-	-	-
Kampong Speu	1	0	0	0	-	-	-	-	-	-	-	-	-	-	-	-	-	-	-	-	-	-	-	-	-	-	-	-	-	-	-	-	-
Kampong Thom	1	0	0	0	-	-	-	-	-	-	-	-	-	-	-	-	-	-	-	-	-	-	-	-	-	-	-	-	-	-	-	-	-
Kampot	2	0	1	1	1	1	-	-	-	-	-	-	-	-	-	-	-	-	-	-	-	-	-	-	1	1	1	1	-	-	-	-	-
Kandal	1	0	0	0	-	-	-	-	-	-	-	-	-	-	-	-	-	-	-	-	-	-	-	-	-	-	-	-	-	-	-	-	-
Kep	1	0	0	0	-	-	-	-	-	-	-	-	-	-	-	-	-	-	-	-	-	-	-	-	-	-	-	-	-	-	-	-	-
Koh Kong	1	0	0	0	-	-	-	-	-	-	-	-	-	-	-	-	-	-	-	-	-	-	-	-	-	-	-	-	-	-	-	-	-
Kratie	1	0	0	0	-	-	-	-	-	-	-	-	-	-	-	-	-	-	-	-	-	-	-	-	-	-	-	-	-	-	-	-	-
Mondul Kiri	1	0	0	0	-	-	-	-	-	-	-	-	-	-	-	-	-	-	-	-	-	-	-	-	-	-	-	-	-	-	-	-	-
Otdar Meanchey	1	0	0	0	-	-	-	-	-	-	-	-	-	-	-	-	-	-	-	-	-	-	-	-	-	-	-	-	-	-	-	-	-
Pailin	1	0	0	0	-	-	-	-	-	-	-	-	-	-	-	-	-	-	-	-	-	-	-	-	-	-	-	-	-	-	-	-	-
Phnom Penh	8	22	1	0	1	-	-	-	-	-	-	-	-	-	-	-	-	-	-	-	-	-	-	-	1	-	1	-	-	-	-	-	-
Preah Sihanouk	2	0	0	0	-	-	-	-	-	-	-	-	-	-	-	-	-	-	-	-	-	-	-	-	-	-	-	-	-	-	-	-	-
Preah Vihear	2	0	0	0	-	-	-	-	-	-	-	-	-	-	-	-	-	-	-	-	-	-	-	-	-	-	-	-	-	-	-	-	-
Prey Veng	1	0	0	0	-	-	-	-	-	-	-	-	-	-	-	-	-	-	-	-	-	-	-	-	-	-	-	-	-	-	-	-	-
Pursat	1	0	0	0	-	-	-	-	-	-	-	-	-	-	-	-	-	-	-	-	-	-	-	-	-	-	-	-	-	-	-	-	-
Ratanak Kiri	1	0	0	0	-	-	-	-	-	-	-	-	-	-	-	-	-	-	-	-	-	-	-	-	-	-	-	-	-	-	-	-	-
Siem Reap	2	0	0	0	-	-	-	-	-	-	-	-	-	-	-	-	-	-	-	-	-	-	-	-	-	-	-	-	-	-	-	-	-
Stung Treng	1	0	0	0	-	-	-	-	-	-	-	-	-	-	-	-	-	-	-	-	-	-	-	-	-	-	-	-	-	-	-	-	-
Svay Rieng	1	0	0	0	-	-	-	-	-	-	-	-	-	-	-	-	-	-	-	-	-	-	-	-	-	-	-	-	-	-	-	-	-
Takeo	1	0	0	0	-	-	-	-	-	-	-	-	-	-	-	-	-	-	-	-	-	-	-	-	-	-	-	-	-	-	-	-	-
Tbong Khmum	1	0	0	0	-	-	-	-	-	-	-	-	-	-	-	-	-	-	-	-	-	-	-	-	-	-	-	-	-	-	-	-	-
Whole Country	38	22	4	1	4	1	-	-	-	-	-	-	-	-	-	-	-	-	-	-	-	-	-	-	4	1	4	1	-	-	-	-	-

Table 8 J - Formal Student Age 60-64 by Province (MLVT Public Training Institutions and MLVT Registered Training Institutions)

Province	Number of institutions		Enrollment								Drop Out						Repetition						Promotion						Graduation					
			Grand Total		Public		Private		Grand Total		Public		Private		Grand Total		Public		Private		Grand Total		Public		Private		Grand Total		Public		Private			
	Public	Private	Total	Female	Total	Female	Total	Female	Total	Female	Total	Female	Total	Female	Total	Female	Total	Female	Private	Female	Total	Female	Total	Female	Total	Female	Total	Female	Total	Female	Private	Female		
Banteay Meanchey	1	0	0	0	-	-	-	-	-	-	-	-	-	-	-	-	-	-	-	-	-	-	-	-	-	-	-	-	-	-	-			
Battambang	3	0	0	0	-	-	-	-	-	-	-	-	-	-	-	-	-	-	-	-	-	-	-	-	-	-	-	-	-	-	-			
Kampong Cham	1	0	1	0	1	-	-	-	-	-	-	-	-	-	-	-	-	-	-	-	-	-	-	-	-	1	-	1	-	-	-			
Kampong Chhnang	1	0	0	0	-	-	-	-	-	-	-	-	-	-	-	-	-	-	-	-	-	-	-	-	-	-	-	-	-	-	-			
Kampong Speu	1	0	0	0	-	-	-	-	-	-	-	-	-	-	-	-	-	-	-	-	-	-	-	-	-	-	-	-	-	-	-			
Kampong Thom	1	0	0	0	-	-	-	-	-	-	-	-	-	-	-	-	-	-	-	-	-	-	-	-	-	-	-	-	-	-	-			
Kampot	2	0	0	0	-	-	-	-	-	-	-	-	-	-	-	-	-	-	-	-	-	-	-	-	-	-	-	-	-	-	-			
Kandal	1	0	0	0	-	-	-	-	-	-	-	-	-	-	-	-	-	-	-	-	-	-	-	-	-	-	-	-	-	-	-			
Kep	1	0	0	0	-	-	-	-	-	-	-	-	-	-	-	-	-	-	-	-	-	-	-	-	-	-	-	-	-	-	-			
Koh Kong	1	0	0	0	-	-	-	-	-	-	-	-	-	-	-	-	-	-	-	-	-	-	-	-	-	-	-	-	-	-	-			
Kratie	1	0	0	0	-	-	-	-	-	-	-	-	-	-	-	-	-	-	-	-	-	-	-	-	-	-	-	-	-	-	-			
Mondul Kiri	1	0	0	0	-	-	-	-	-	-	-	-	-	-	-	-	-	-	-	-	-	-	-	-	-	-	-	-	-	-	-			
Otdar Meanchey	1	0	0	0	-	-	-	-	-	-	-	-	-	-	-	-	-	-	-	-	-	-	-	-	-	-	-	-	-	-	-			
Pailin	1	0	0	0	-	-	-	-	-	-	-	-	-	-	-	-	-	-	-	-	-	-	-	-	-	-	-	-	-	-	-			
Phnom Penh	8	22	0	0	-	-	-	-	-	-	-	-	-	-	-	-	-	-	-	-	-	-	-	-	-	-	-	-	-	-	-			
Preah Sihanouk	2	0	0	0	-	-	-	-	-	-	-	-	-	-	-	-	-	-	-	-	-	-	-	-	-	-	-	-	-	-	-			
Preah Vihear	2	0	0	0	-	-	-	-	-	-	-	-	-	-	-	-	-	-	-	-	-	-	-	-	-	-	-	-	-	-	-			
Prey Veng	1	0	0	0	-	-	-	-	-	-	-	-	-	-	-	-	-	-	-	-	-	-	-	-	-	-	-	-	-	-	-			
Pursat	1	0	0	0	-	-	-	-	-	-	-	-	-	-	-	-	-	-	-	-	-	-	-	-	-	-	-	-	-	-	-			
Ratanak Kiri	1	0	0	0	-	-	-	-	-	-	-	-	-	-	-	-	-	-	-	-	-	-	-	-	-	-	-	-	-	-	-			
Siem Reap	2	0	0	0	-	-	-	-	-	-	-	-	-	-	-	-	-	-	-	-	-	-	-	-	-	-	-	-	-	-	-			
Stung Treng	1	0	0	0	-	-	-	-	-	-	-	-	-	-	-	-	-	-	-	-	-	-	-	-	-	-	-	-	-	-	-			
Svay Rieng	1	0	0	0	-	-	-	-	-	-	-	-	-	-	-	-	-	-	-	-	-	-	-	-	-	-	-	-	-	-	-			
Takeo	1	0	0	0	-	-	-	-	-	-	-	-	-	-	-	-	-	-	-	-	-	-	-	-	-	-	-	-	-	-	-			
Tbong Khmum	1	0	0	0	-	-	-	-	-	-	-	-	-	-	-	-	-	-	-	-	-	-	-	-	-	-	-	-	-	-	-			
Whole Country	38	22	1	0	1	-	-	-	-	-	-	-	-	-	-	-	-	-	-	-	-	-	-	-	-	-	-	1	-	1	-	-		

Table 8 K - Formal Student Age 65-UP by Province (MLVT Public Training Institutions and MLVT Registered Training Institutions)

Province	Number of institutions		Enrollment						Drop Out						Repetition						Promotion						Graduation					
			Grand Total		Public		Private		Grand Total		Public		Private		Grand Total		Public		Private		Grand Total		Public		Private		Grand Total		Public		Private	
	Public	Private	Total	Female	Total	Female	Total	Female	Total	Female	Total	Female	Total	Female	Total	Female	Total	Female	Private	Female	Total	Female	Total	Female	Total	Female	Total	Female	Total	Female	Private	Female
Banteay Meanchey	1	0	0	0	-	-	-	-	-	-	-	-	-	-	-	-	-	-	-	-	-	-	-	-	-	-	-	-	-	-	-	
Battambang	3	0	0	0	-	-	-	-	-	-	-	-	-	-	-	-	-	-	-	-	-	-	-	-	-	-	-	-	-	-	-	
Kampong Cham	1	0	0	0	-	-	-	-	-	-	-	-	-	-	-	-	-	-	-	-	-	-	-	-	-	-	-	-	-	-	-	
Kampong Chhnang	1	0	0	0	-	-	-	-	-	-	-	-	-	-	-	-	-	-	-	-	-	-	-	-	-	-	-	-	-	-	-	
Kampong Speu	1	0	0	0	-	-	-	-	-	-	-	-	-	-	-	-	-	-	-	-	-	-	-	-	-	-	-	-	-	-	-	
Kampong Thom	1	0	0	0	-	-	-	-	-	-	-	-	-	-	-	-	-	-	-	-	-	-	-	-	-	-	-	-	-	-	-	
Kampot	2	0	0	0	-	-	-	-	-	-	-	-	-	-	-	-	-	-	-	-	-	-	-	-	-	-	-	-	-	-	-	
Kandal	1	0	0	0	-	-	-	-	-	-	-	-	-	-	-	-	-	-	-	-	-	-	-	-	-	-	-	-	-	-	-	
Kep	1	0	0	0	-	-	-	-	-	-	-	-	-	-	-	-	-	-	-	-	-	-	-	-	-	-	-	-	-	-	-	
Koh Kong	1	0	0	0	-	-	-	-	-	-	-	-	-	-	-	-	-	-	-	-	-	-	-	-	-	-	-	-	-	-	-	
Kratie	1	0	0	0	-	-	-	-	-	-	-	-	-	-	-	-	-	-	-	-	-	-	-	-	-	-	-	-	-	-	-	
Mondul Kiri	1	0	0	0	-	-	-	-	-	-	-	-	-	-	-	-	-	-	-	-	-	-	-	-	-	-	-	-	-	-	-	
Otdar Meanchey	1	0	0	0	-	-	-	-	-	-	-	-	-	-	-	-	-	-	-	-	-	-	-	-	-	-	-	-	-	-	-	
Pailin	1	0	0	0	-	-	-	-	-	-	-	-	-	-	-	-	-	-	-	-	-	-	-	-	-	-	-	-	-	-	-	
Phnom Penh	8	22	3	1	3	1	-	-	-	-	-	-	-	-	-	-	-	-	-	-	1	-	1	-	-	-	2	1	2	1	-	-
Preah Sihanouk	2	0	0	0	-	-	-	-	-	-	-	-	-	-	-	-	-	-	-	-	-	-	-	-	-	-	-	-	-	-	-	
Preah Vihear	2	0	0	0	-	-	-	-	-	-	-	-	-	-	-	-	-	-	-	-	-	-	-	-	-	-	-	-	-	-	-	
Prey Veng	1	0	0	0	-	-	-	-	-	-	-	-	-	-	-	-	-	-	-	-	-	-	-	-	-	-	-	-	-	-	-	
Pursat	1	0	0	0	-	-	-	-	-	-	-	-	-	-	-	-	-	-	-	-	-	-	-	-	-	-	-	-	-	-	-	
Ratanak Kiri	1	0	0	0	-	-	-	-	-	-	-	-	-	-	-	-	-	-	-	-	-	-	-	-	-	-	-	-	-	-	-	
Siem Reap	2	0	0	0	-	-	-	-	-	-	-	-	-	-	-	-	-	-	-	-	-	-	-	-	-	-	-	-	-	-	-	
Stung Treng	1	0	1	0	1	-	-	-	-	-	-	-	-	-	-	-	-	-	-	-	-	-	-	-	-	1	-	1	-	-	-	
Svay Rieng	1	0	0	0	-	-	-	-	-	-	-	-	-	-	-	-	-	-	-	-	-	-	-	-	-	-	-	-	-	-	-	
Takeo	1	0	0	0	-	-	-	-	-	-	-	-	-	-	-	-	-	-	-	-	-	-	-	-	-	-	-	-	-	-	-	
Tbong Khmum	1	0	0	0	-	-	-	-	-	-	-	-	-	-	-	-	-	-	-	-	-	-	-	-	-	-	-	-	-	-	-	
Whole Country	38	22	4	1	4	1	-	-	-	-	-	-	-	-	-	-	-	-	-	-	1	-	1	-	-	3	1	3	1	-	-	

Table 9 - Institution Staff by Education Qualification and Pedagogical Training by Institution

No.	Institution	Grand Total	Teaching Staff Total	Teaching Staff									Non Teaching Staff Total	Non Teaching Staff									Teaching Staff with Pedagogy Training		
				Prim.	L.Sec	U.Sec	Short	Cert.	Dipl.	Bach.	Master	PhD		Prim.	L.Sec	U.Sec	Short	Cert.	Dipl.	Bach.	Master	PhD	NONE	Junior	Senior
1	Banteay Meanchey Provincial Training Center	55	18	0	0	1	8	0	0	8	1	0	37	0	0	3	9	0	0	23	2	0	7	3	8
2	Battambang Institute Of Technology	54	37	0	0	36	0	0	0	1	0	0	17	0	0	12	0	0	1	1	3	0	0	23	14
3	Beng Nimol Vocational Training School	84	78	4	14	38	12	0	2	8	0	0	6	0	1	3	0	0	1	1	0	0	55	6	17
4	Cambodia India Entrepreneurship Development Institute	139	55	0	0	1	7	1	13	25	8	0	84	0	0	0	11	0	8	51	14	0	16	1	38
5	Cambodian Thai Skill Development Institute	86	24	0	0	3	3	0	5	12	1	0	62	1	0	33	3	0	5	17	3	0	6	6	12
6	Chantiers Ecoles De Formation Professionnelle	110	57	10	17	17	9	0	1	3	0	0	53	1	0	14	3	0	10	21	4	0	46	4	7
7	Industrial Technical Institute	150	96	0	0	27	8	1	31	26	3	0	54	0	0	14	0	2	9	18	11	0	23	46	27
8	Jvc Technical School & Workshop	45	15	0	0	1	2	2	4	6	0	0	30	0	0	10	0	4	9	7	0	0	7	3	5
9	Kampong Cham Provincial Training Center	153	102	1	3	81	6	0	1	10	0	0	51	0	8	30	6	0	6	1	0	79	5	18	
10	Kandal Provincial Training Center	155	10	0	0	8	2	0	0	0	0	0	145	0	6	79	1	0	30	25	4	0	6	0	4
11	Kep Provincial Training Center	38	23	0	0	10	0	0	2	11	0	0	15	0	0	6	1	0	1	7	0	0	5	3	15
12	Koh Kong Provincial Training Center	85	22	1	0	18	1	0	1	1	0	0	63	0	1	29	4	0	4	25	0	0	15	4	3
13	Kompong Chhang Provincial Training Center	103	89	3	10	75	0	0	1	0	0	0	14	1	1	9	0	0	0	2	1	0	38	19	32
14	Kompong Speu Provincial Training Center	307	241	4	23	197	6	1	4	6	0	0	66	0	5	53	0	0	6	2	0	58	84	99	
15	Kompong Thom Provincial Training Center	68	43	2	3	17	5	0	7	7	2	0	25	1	1	15	1	0	1	4	2	0	18	8	17
16	Kratie Provincial Training Center	77	67	1	6	28	25	0	1	6	0	0	10	0	2	4	2	0	1	1	0	0	47	6	14
17	Monduliri Provincial Training Center	146	83	14	33	21	7	4	2	2	0	0	63	9	12	24	2	0	1	15	0	0	72	3	8
18	National Institute Of Business	84	19	0	0	18	0	0	0	0	1	0	65	0	0	28	0	0	0	11	26	0	3	1	15
19	National Polytechnic Institute Of Cambodia	202	67	0	0	6	3	0	2	38	18	0	135	15	4	15	10	0	9	55	25	2	22	4	41
20	National Technical Training Institute	121	17	0	0	0	0	0	0	12	5	0	104	2	0	56	0	0	2	24	20	0	0	4	13
21	National Vocation Institute Of Battambang	62	47	0	0	28	0	2	0	17	0	0	15	0	0	7	1	0	1	5	1	0	1	19	27
22	Pailin Provincial Training Center	34	24	0	0	21	0	0	2	1	0	0	10	0	0	9	0	0	1	0	0	0	11	5	8
23	Polytechnic Institute Of Preah Sihanouk	143	70	4	11	49	0	0	1	5	0	0	73	1	7	58	3	0	0	2	2	0	44	6	20
24	Preah Kossamak Polytechnic Institute	127	14	0	0	13	0	0	0	1	0	0	113	0	0	15	3	0	3	60	32	0	13	1	0
25	Prear Vihea Provincial Training Center	249	178	20	69	74	8	0	0	7	0	0	71	4	13	43	3	0	1	7	0	0	173	0	5
26	Preash Sihanouk Cambodia China Friendship Polytechnic Institute	29	23	0	0	2	0	0	2	19	0	0	6	0	0	2	0	0	1	3	0	0	4	2	17
27	Prey Veng Provincial Training Center	70	14	0	1	1	3	1	0	7	1	0	56	0	9	34	0	0	2	10	1	0	5	2	7
28	Provincial Training Center	78	69	0	0	1	39	0	13	16	0	0	9	0	0	1	1	0	1	6	0	0	56	4	9
29	Pursat Provincial Training Center	253	210	2	32	125	22	0	8	21	0	0	43	0	0	13	0	0	9	21	0	0	161	9	40
30	Ratanakiri Provincial Training Center	112	37	1	6	23	1	0	0	6	0	0	75	6	10	45	2	0	1	11	0	0	17	14	6
31	Regional Polytechnic Institute Techo Sen Battambang	156	105	3	3	15	23	0	2	51	8	0	51	0	5	4	3	0	2	28	9	0	35	3	67
32	Regional Polytechnic Institute Techo Sen Kampot	114	21	0	0	10	0	0	1	9	1	0	93	0	0	79	0	0	3	8	3	0	0	2	19
33	Regional Polytechnic Institute Techo Sen Siem Reap	103	57	0	0	2	14	2	10	26	3	0	46	0	0	0	1	0	1	40	4	0	22	9	26
34	Regional Polytechnic Institute Techo Sen Svayrieng	95	75	0	0	27	12	0	14	20	2	0	20	0	0	6	0	0	1	9	4	0	23	14	38
35	Regional Polytechnic Institute Techo Sen Takeo	175	25	0	0	5	0	0	3	15	2	0	150	0	0	14	15	0	9	106	6	0	2	5	18
36	Stung Treng Provincial Training Center	52	39	2	1	23	8	0	1	3	1	0	13	0	0	2	1	0	7	2	1	0	26	7	6
37	Tboung Khmum Provincial Training Center	176	126	6	49	39	6	0	3	22	1	0	50	1	7	30	0	0	1	9	2	0	109	1	16
38	Vocational Training Center Of Preah Vihea Yalay	30	15	0	0	2	0	1	1	11	0	0	15	0	1	7	1	0	2	4	0	0	5	1	9
39	NGO and Private Training Providers	275	94	2	4	60	2	0	3	20	3	0	181	4	3	103	4	0	18	39	8	2	178	6	4
	Whole Country	4,595	2,406	80	285	1,123	242	15	141	459	61	0	2,189	46	96	909	91	6	156	690	191	4	1,408	343	749

Table 10 - Institution Non Teaching Staff by Functions by Institution

No.	Institution	Total	Director	D. Director	Admin	Account	Planning	Equipment Maint.	Facility Maint.	Community Development Specialist	Curriculum Writer	Academic Affair	Librarian	Driver	Other
1	Banteay Meanchey Provincial Training Center	37	1	3	4	2	2	0	0	0	0	9	0	0	16
2	Battambang Institute Of Technology	17	1	4	3	3	0	0	0	0	0	3	0	0	3
3	Beng Nimol Vocational Training School	6	1	1	0	0	0	0	0	0	0	1	0	0	3
4	Cambodia India Entrepreneurship Development Institute	84	1	3	5	4	3	2	0	0	0	5	0	0	61
5	Cambodian Thai Skill Development Institute	62	1	3	11	2	1	0	0	0	3	11	0	0	30
6	Chantiers Ecoles De Formation Professionelle	53	1	4	6	1	0	0	1	0	5	27	0	0	8
7	Industrial Technical Institute	54	1	2	6	5	0	3	0	0	0	12	0	0	25
8	Jvc Technical School & Workshop	30	1	2	2	1	0	1	0	0	0	6	1	0	16
9	Kampong Cham Provincial Training Center	51	1	2	3	4	0	1	0	2	2	1	0	0	35
10	Kandal Provincial Training Center	145	1	2	12	4	2	1	1	15	3	48	0	0	56
11	Kep Provincial Training Center	15	1	2	3	4	4	0	0	0	0	0	0	0	1
12	Koh Kong Provincial Training Center	63	1	2	6	1	1	1	0	1	7	0	0	0	43
13	Kompong Chhannng Provincial Training Center	14	1	2	0	1	0	1	0	5	0	0	0	0	4
14	Kompong Speu Provincial Training Center	66	9	2	8	1	1	6	1	7	0	5	0	0	26
15	Kompong Thom Provincial Training Center	25	1	0	3	4	2	0	0	0	1	7	0	0	7
16	Kratie Provincial Training Center	10	1	2	1	0	0	1	0	0	0	0	0	0	5
17	Mondulkiri Provincial Training Center	63	3	2	3	0	0	0	1	14	0	32	0	0	8
18	National Institute Of Business	65	1	3	4	3	1	1	0	0	0	47	2	0	3
19	National Polytechnic Institute Of Cambodia	135	1	4	11	12	4	12	0	0	3	11	3	11	63
20	National Technical Training Institute	104	1	4	14	1	3	11	0	0	4	37	2	0	27
21	National Vocation Institute Of Battambang	15	1	2	3	1	0	1	0	2	1	0	0	0	4

Table 10 - Institution Non Teaching Staff by Functions by Institution

No.	Institution	Total	Director	D. Director	Admin	Account	Planning	Equipment Maint.	Facility Maint.	Community Development Specialist	Curriculum Writer	Academic Affair	Librarian	Driver	Other
22	Pailin Provincial Training Center	10	1	2	2	1	0	0	0	2	1	1	0	0	0
23	Polytechnic Institute Of Preah Sihanouk	73	2	1	1	0	1	0	0	44	0	0	1	0	23
24	Preah Kossamak Polytechnic Institute	113	0	1	12	2	1	0	0	0	3	6	1	0	87
25	Prear Vihea Provincial Training Center	71	2	1	2	2	1	1	2	1	1	27	0	0	31
26	Preash Sihanouk Cambodia China Friendship Polytechnic Institute	6	1	1	2	0	0	0	0	0	0	2	0	0	0
27	Prey Veng Provincial Training Center	56	1	2	1	0	0	0	0	8	0	1	0	0	43
28	Provincial Training Center	9	1	1	1	1	0	0	0	0	0	0	0	0	5
29	Pursat Provincial Training Center	43	2	5	0	1	0	0	0	1	0	0	0	1	33
30	Ratanakiri Provincial Training Center	75	1	2	1	1	0	0	0	6	1	4	0	0	59
31	Regional Polytechnic Institute Techo Sen Battambang	51	3	6	7	4	0	0	0	4	4	5	1	0	17
32	Regional Polytechnic Institute Techo Sen Kampot	93	1	5	18	4	0	0	0	9	2	9	0	0	45
33	Regional Polytechnic Institute Techo Sen Siem Reap	46	1	4	27	4	0	0	0	0	0	0	2	0	8
34	Regional Polytechnic Institute Techo Sen Svayrieng	20	1	4	7	3	2	0	0	0	0	2	0	0	1
35	Regional Polytechnic Institute Techo Sen Takeo	150	0	1	6	1	1	0	0	1	0	1	0	1	138
36	Stung Treng Provincial Training Center	13	1	2	2	1	0	0	0	0	1	0	0	0	6
37	Tboung Khmum Provincial Training Center	50	1	3	1	0	0	0	0	8	0	5	0	0	32
38	Vocational Training Center Of Preah Vihea Yalay	15	1	1	2	0	1	0	0	1	0	1	0	0	8
39	NGO and Private Training Providers	181	6	6	35	12	2	0	0	0	3	32	7	0	78
Whole Country		2,189	57	99	235	91	33	43	6	131	45	358	20	13	1,058

Table 11 A - Employed after Graduation, Whole Country

<i>Particular</i>	<i>Number of institutions</i>	<i>3 Months Employed after Graduation</i>	
		<i>Total</i>	<i>Female</i>
Whole country	60	22,058	11,230
By institution category			
Institute	16	5,910	2,973
PTC / VTC	22	15,718	7,080
NGO & Private	22	430	204
By location			
Phnom Penh	30	1,906	621
Provinces	30	20,152	10,609

Table 11 B - 3 Months Employed after Graduation by Training Level

<i>Particular</i>	<i>Number of institutions</i>	<i>Short Course</i>		<i>C1</i>		<i>C2</i>		<i>C3</i>		<i>Higher Diploma</i>		<i>Bachelor</i>		<i>Master</i>	
		<i>Total</i>	<i>Female</i>	<i>Total</i>	<i>Female</i>	<i>Total</i>	<i>Female</i>	<i>Total</i>	<i>Female</i>	<i>Total</i>	<i>Female</i>	<i>Total</i>	<i>Female</i>	<i>Total</i>	<i>Female</i>
Whole country	60	20523	10748	78	28	52	8	21	1	341	120	830	278	213	47
By institution category															
Institute	16	4622	2564	26	10	15	5	14	1	224	69	796	277	213	47
PTC / VTC	22	15471	7007	52	18	37	3	7	0	117	51	34	1	0	0
NGO & Private	22	430	204	0	0	0	0	0	0	0	0	0	0	0	0
By location															
Phnom Penh	30	815	270	7	0	0	0	4	0	157	59	710	245	213	47
Provinces	30	19708	10478	71	28	52	8	17	1	184	61	120	33	0	0

Table 11 C - 6 Months Employed after Graduation by Training Level

<i>Particular</i>	<i>Number of institutions</i>	<i>Short Course</i>		<i>C1</i>		<i>C2</i>		<i>C3</i>		<i>Higher Diploma</i>		<i>Bachelor</i>	
		<i>Total</i>	<i>Female</i>	<i>Total</i>	<i>Female</i>	<i>Total</i>	<i>Female</i>	<i>Total</i>	<i>Female</i>	<i>Total</i>	<i>Female</i>	<i>Total</i>	<i>Female</i>
Whole country	60												
By institution category													
Institute	16												
PTC / VTC	22												
NGO & Private	22												
By location													
Phnom Penh	30												
Provinces	30												

Table 11 D - Employed after Graduation by Province

Province	Number of institutions		3 Months Employed after graduation						6 Months Employed after graduation					
	Public	Private	Grand Total		Public		Private		Grand Total		Public		Private	
			Total	Female	Total	Female	Total	Female	Total	Female	Total	Female	Total	Female
Banteay Meanchey	1	0	10	3	10	3	-	-						
Battambang	2	0	30	3	30	3	-	-						
Kampong Cham	1	0	-	-	-	-	-	-						
Kampong Chhnang	1	0	-	-	-	-	-	-						
Kampong Speu	1	0	-	-	-	-	-	-						
Kampong Thom	1	0	-	-	-	-	-	-						
Kampot	2	0	4	2	4	2	-	-						
Kandal	1	0	10	1	10	1	-	-						
Kep	1	0	-	-	-	-	-	-						
	1	0	16	5	16	5	-	-						
Kratie	1	0	1	-	1	-	-	-						
Mondul Kiri	1	0	19	11	19	11	-	-						
Otdar Meanchey	1	0	-	-	-	-	-	-						
Pailin	1	0	2	-	2	-	-	-						
Phnom Penh	8	0	1,091	351	1,091	351	-	-						
Preah Sihanouk	1	0	78	29	78	29	-	-						
Preah Vihear	2	0	-	-	-	-	-	-						
Prey Veng	1	0	-	-	-	-	-	-						
Pursat	2	0	2	1	2	1	-	-						
Ratanak Kiri	1	0	-	-	-	-	-	-						
Siem Reap	3	0	170	28	170	28	-	-						
Stung Treng	1	0	55	29	55	29	-	-						
Svay Rieng	1	0	8	2	8	2	-	-						
Takeo	1	0	-	-	-	-	-	-						
Tbong Khmum	1	0	39	17	39	17	-	-						
Whole Country	38	0	1,535	482	1,535	482	-	-						

Table 11 E - Employed after Graduation by Training Institution

No.	Institution	3 Months Employed after graduation		6 Months Employed after graduation	
		Total	Female	Total	Female
1	Banteay Meanchey Provincial Training Center	10	3		
2	Battambang Institute Of Technology	4	-		
3	Beng Nimol Vocational Training School				
4	Cambodia India Entrepreneurship Development Institute	85	26		
5	Cambodian Thai Skill Development Institute	3	-		
6	Chantiers Ecoles De Formation Professionnelle	93	6		
7	Industrial Technical Institute	47	1		
8	Jvc Technical School & Workshop				
9	Kampong Cham Provincial Training Center				
10	Kandal Provincial Training Center	10	1		
	Kep Provincial Training Center				
12	Koh Kong Provincial Training Center	16	5		
13	Kompong Chhanng Provincial Training Center				
14	Kompong Speu Provincial Training Center				
15	Kompong Thom Provincial Training Center				
16	Kratie Provincial Training Center	1	-		
17	Mondulkiri Provincial Training Center	19	11		
18	National Institute Of Business	461	251		
19	National Polytechnic Institute Of Cambodia	309	19		
20	National Technical Training Institute				
21	National Vocation Institute Of Battambang				

Table 11 E - Employed after Graduation by Training Institution

No.	Institution	3 Months Employed after graduation		6 Months Employed after graduation	
		Total	Female	Total	Female
22	Pailin Provincial Training Center	2	-		
23	Polytechnic Institute Of Preah Sihanouk	39	11		
24	Preah Kossomak Polytechnic Institute	186	54		
25	Prear Vihea Provincial Training Center				
26	Preash Sihanouk Cambodia China Friendship Polytechnic Institute	39	18		
27	Prey Veng Provincial Training Center				
28	Provincial Training Center				
29	Pursat Provincial Training Center	2	1		
30	Ratanakiri Provincial Training Center				
31	Regional Polytechnic Institute Techo Sen Battambang	26	3		
32	Regional Polytechnic Institute Techo Sen Kampot	4	2		
33	Regional Polytechnic Institute Techo Sen Siem Reap	77	22		
34	Regional Polytechnic Institute Techo Sen Svayrieng	8	2		
35	Regional Polytechnic Institute Techo Sen Takeo				
36	Stung Treng Provincial Training Center	55	29		
37	Tboung Khmum Provincial Training Center	39	17		
38	Vocational Training Center Of Preah Vihea Yalay				
39	NGOs & private training providers				
Whole Country		1,535	482		

Appendix 1: Short Course Enrollment by Course Name, Whole Country

No.	Course Name	Number of Course	Enrollment	
			Total	Female
1	Food Processing	163	8,787	5,128
2	Post Havest Technology	84	6,015	3,574
3	Connecting Electricity	108	3,866	1,057
4	Masonry	69	1,079	147
5	Soap Making	44	1,048	773
6	Vegetable Growing	41	1,875	987
7	Processing Vegetable And Fruit	40	1,848	1,124
8	Welding	44	695	38
9	Mushroom Growing	29	1,584	1,136
10	Post Harvest	25	1,578	340
11	Air-condition Repairing	34	523	5
12	Auto Repairing	45	498	40
13	Computer Repair	20	724	148
14	Camposh Fertilizer	13	279	177
15	Fish Farming	13	466	117
16	Natural Poison Making	11	257	174
17	Food And Beverage Operation	11	248	172
18	Sewing	36	245	209
19	Natural Fertilizer	10	212	71
20	Motor Repairing	38	203	1
21	Fruit Crops	9	185	96
22	Electronic Repair	10	182	67
23	Wedding Outfitting	18	173	170
24	Technical Of Vegatable Growing On Water Tabe	9	170	114
25	Hair Dressing	36	169	165
26	Frog Raising	8	166	83
27	Produce Chili Sauce	7	166	124
28	Graft Tree	7	140	42
29	Fruit Jam	4	131	113
30	Sewing For Women	8	120	109

No.	Course Name	Number of Course	Enrollment	
			Total	Female
31	Small Engine Repair	13	118	1
32	Make Soybean Juice	5	115	100
33	Animal Feed Processing	5	112	61
34	Bean Sauce	4	110	102
35	Water Networking	6	105	17
36	Chicken Raising	5	100	55
37	Aniaml Food	4	85	46
38	Cashew	4	80	42
39	Rice Crop	4	80	48
40	Agricultural Medicine Technique	3	71	29
41	Cassava Growing	3	66	39
42	Body Enhancement	8	65	62
43	Bakery And Cookery	3	61	32
44	Rubber Plant	3	60	34
45	Computer Training	2	59	45
46	Chinness Course	1	58	24
47	Make Cabbage	2	55	40
48	Make Cucumber	2	55	43
49	Cattle Raising	2	46	14
50	English Training	1	46	31
51	Automotive Electrocal Servicing	3	45	1
52	Model Design Sewing	3	45	35
53	Auto System Repairing	5	45	3
54	Maintenance Of Agricultural Machinery	2	45	-
55	Korean Language	2	43	20
56	Bird Hatching Techniques	2	40	19
57	Security Camera	2	40	3
58	Plastering	1	40	19
59	Vegetable Crop	2	40	21
60	Tiling	1	40	22
61	Masonry	1	30	10

No.	Course Name	Number of Course	Enrollment	
			Total	Female
62	Led Installation	2	30	1
63	Veterinary	2	30	12
64	Village Livestock	2	30	5
65	Computer Service	3	30	16
66	Ethnic Weaving	2	30	30
67	Vegetable Jam	1	20	10
68	Wax Gourd Crop	1	20	11
69	Barber	4	20	0
70	Make Beetroot	1	20	19
71	Fragrant Coconut Crop	1	20	9
72	Bean Growing	1	20	13
73	Papaya Crop	1	20	16
74	Tomato Jam	1	20	14
75	Durian Crop	1	20	9
76	Computer Network	1	20	14
77	Pumpkin Crop	1	20	9
78	Beetroot Crop	1	20	10
79	Branch Tree Crossbreed Fruit	1	20	17
80	Bricklaying	1	20	10
81	Bean Seeding	1	20	17
82	Pak Choi Crop	1	20	8
83	Computer Design	2	18	14
84	Radio, Tv Ad Casette Player Repair	2	18	4
85	Hopitality And Tourism	1	17	8
86	Marble Sculptures	1	15	4
87	Wood Sculptures	1	15	6
88	Khmer Traditional Music	1	15	7
89	Computer Accounting	1	14	4
90	Motor Repair	1	4	0
91	Hand Phone Repairing	3	3	1
Whole Country		1,141	36,221	17,817

Appendix 2: Long Course Enrollment by Course Name, Whole Country

No.	Subject Name	Number of Course	Enrollment	
			Total	Female
1	Electricity	262	10,795	1,449
2	Civil Engineering	116	5,087	852
3	Information Technology	129	3,870	1,307
4	Automobile	105	3,558	542
5	Accounting And Finance	46	3,197	2,467
6	Business Administration	37	1,533	689
7	Air Conditioning	34	974	114
8	Electronic	26	823	194
9	Banking And Finance	29	863	533
10	English Language	33	691	368
11	Computer Service	29	685	412
12	Marketing	21	636	343
13	Accounting	26	438	399
14	Mechanical	18	387	17
15	Architecture	10	320	142
16	Tourism And Hospitality	15	169	121
17	Cookery	7	169	85
18	Masonry	12	167	26
19	Administration And Accounting	8	162	113
20	Retail Sale	7	132	98
21	Welding	9	109	9
22	Agronomy Science	5	96	60
23	Telecom	4	80	18

24	Veterinary Science	10	79	33
25	Plumbing And Air Conditioning	4	74	3
26	Food And Beverage Service	3	71	53
27	Motorcycle Maintenance And Repair	5	69	-
28	Managing Human Resources	3	67	48
29	Graphic Design	6	67	44
30	Hair And Beauty Design	3	66	64
31	Front Office	3	64	48
32	Optic	4	51	37
33	Housekeeping And Laundry	3	51	28
34	Administrative Services	5	48	40
35	Managing The Retail Business	2	47	32
36	Maintenance Of The Building	3	42	1
37	Automation Production Line	1	31	-
38	Cad/cam	2	30	2
39	Business Economic	1	26	16
40	Image And Light	2	24	3
41	Trim And Color Correction	2	19	15
42	Mechatronics	1	19	5
43	Movies	1	12	4
44	Industrial Facilities	1	12	2
45	Metal	2	9	2
46	Public Administration	2	3	1
Whole Country		1,057	35,922	10,839

Appendix 3: CERTIFICATE LEVEL 1 - Enrollment by Course Name, Whole Country

No.	Subject Name	Number of Course	Enrollment	
			Total	Female
1	Electricity	39	1,416	394
2	Automobile	24	691	82
3	Computer Service	16	551	323
4	Information Technology	8	357	197
5	Air Conditioning	10	291	42
6	Mechanical	3	115	7
7	Masonry	6	109	19
8	Civil Engineering	7	108	52
9	Welding	5	78	8
10	Retail Sale	3	73	54
11	Administration And Accounting	2	57	43
12	Electronic	1	52	37
13	Telecom	1	52	13
14	Hair And Beauty Design	2	50	48
15	Automation Production Line	1	31	0
16	Cookery	1	31	17
17	Food And Beverage Service	1	29	21
18	Housekeeping And Laundry	1	26	17
19	Front Office	1	26	20
20	Plumbing And Air Conditioning	1	25	1
21	Motorcycle Maintenance And Repair	1	25	0
22	Graphic Design	1	20	13
23	Veterinary Science	1	10	2
24	Maintenance Of The Building	1	9	1
25	Optic	1	8	5
Whole Country		138	4,240	1,416

Appendix 4: CERTIFICATE LEVEL 2 - Enrollment by Course Name, Whole Country

No.	Subject Name	Number of Course	Enrollment	
			Total	Female
1	Electricity	23	300	20
2	Automobile	16	156	6
3	Air Conditioning	5	130	25
4	Information Technology	7	87	19
5	Computer Service	7	58	20
6	Civil Engineering	8	59	8
7	Administration And Accounting	3	55	37
8	Cookery	2	49	26
9	Masonry	3	35	5
10	Mechanical	2	23	-
11	Retail Sale	2	31	23
12	Administrative Services	2	27	22
13	Plumbing And Air Conditioning	2	24	1
14	Electronic	1	25	7
15	Motorcycle Maintenance And Repair	2	22	-
16	Food And Beverage Service	1	21	16
17	Front Office	1	19	14
18	Graphic Design	2	18	11
19	Welding	2	18	-
20	Maintenance Of The Building	1	17	-
21	Hair And Beauty Design	1	16	16
22	Tourism And Hospitality	1	13	12
23	Housekeeping And Laundry	1	13	6
Whole Country		95	1,216	294

Appendix 5: CERTIFICATE LEVEL 3 - Enrollment by Course Name, Whole Country

No.	Subject Name	Number of Course	Enrollment	
			Total	Female
1	Electricity	18	182	6
2	Automobile	14	110	2
3	Information Technology	7	94	30
4	Computer Service	6	56	21
5	Air Conditioning	6	55	7
6	Administration And Accounting	3	50	33
7	Cookery	2	47	25
8	Civil Engineering	6	35	4
9	Graphic Design	3	29	20
10	Retail Sale	2	28	21
11	Plumbing And Air Conditioning	1	23	1
12	Masonry	3	23	2
13	Motorcycle Maintenance And Repair	2	22	0
14	Administrative Services	3	21	18
15	Food And Beverage Service	1	21	16
16	Front Office	1	19	14
17	Electronic	2	17	2
18	Maintenance Of The Building	1	16	-
19	Housekeeping And Laundry	1	12	5
20	Welding	1	10	-
21	Mechanical	1	9	0
22	Metal	1	1	-
Whole Country		85	880	227

Appendix 6: ASSOCIATE - Enrollment by Course Name, Whole Country

No.	Subject Name	Number of Course	Enrollment	
			Total	Female
1	Electricity	68	3,448	366
2	Civil Engineering	35	1,475	246
3	Information Technology	48	1,239	454
4	Automobile	29	944	48
5	Air Conditioning	13	486	20
6	Accounting And Finance	14	436	376
7	English Language	14	409	240
8	Business Administration	10	312	180
9	Electronic	9	262	66
10	Marketing	7	167	94
11	Banking And Finance	8	142	106
12	Accounting	9	82	73
13	Managing Human Resources	3	67	48
14	Managing The Retail Business	2	47	32
15	Optic	3	43	32
16	Cookery	2	42	17
17	Agronomy Science	2	32	22
18	Cad/cam	2	30	2
19	Tourism And Hospitality	2	29	19
20	Veterinary Science	4	28	9
21	Business Economic	1	26	16
22	Mechatronics	1	19	5
23	Industrial Facilities	1	12	2
24	Mechanical	1	11	-
25	Metal	1	8	2
26	Welding	1	3	1
Whole Country		290	9,799	2,476

Appendix 7: BACHELOR - Enrollment by Course Name, Whole Country

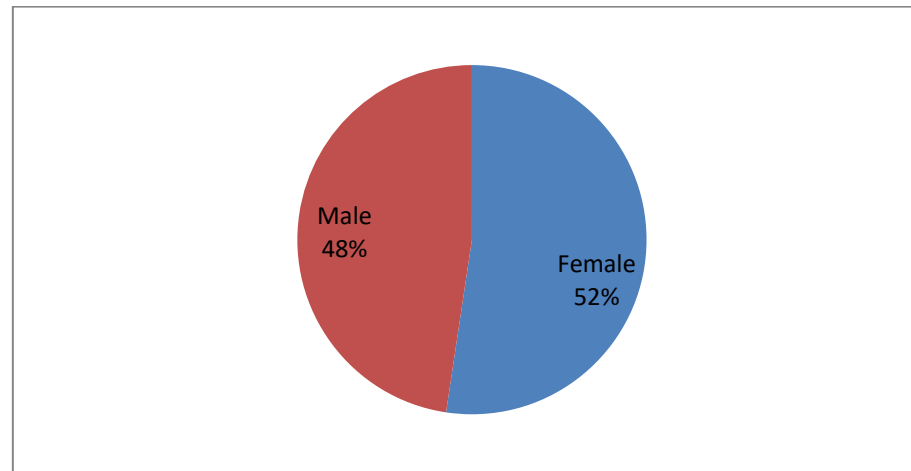
No.	Subject Name	Number of Course	Enrollment	
			Total	Female
1	Electricity	111	5,929	880
2	Civil Engineering	57	3,642	639
3	Accounting And Finance	32	2,761	1,560
4	Information Technology	59	1,264	457
5	Business Administration	24	1,461	882
6	Banking And Finance	21	914	613
7	Automobile	22	575	4
8	Marketing	14	469	249
9	Electronic	13	467	82
10	Accounting	17	356	326
11	Architecture	10	320	142
12	English Language	19	282	178
13	Mechanical	11	219	10
14	Tourism And Hospitality	12	127	90
15	Agronomy Science	3	64	38
16	Veterinary Science	5	41	22
17	Telecom	3	28	5
18	Image And Light	2	24	3
19	Trim And Color Correction	2	19	15
20	Movies	1	12	4
21	Public Administration	1	3	1
Whole Country		439	18,977	6,200

Appendix 8 - Short Course Student Overview

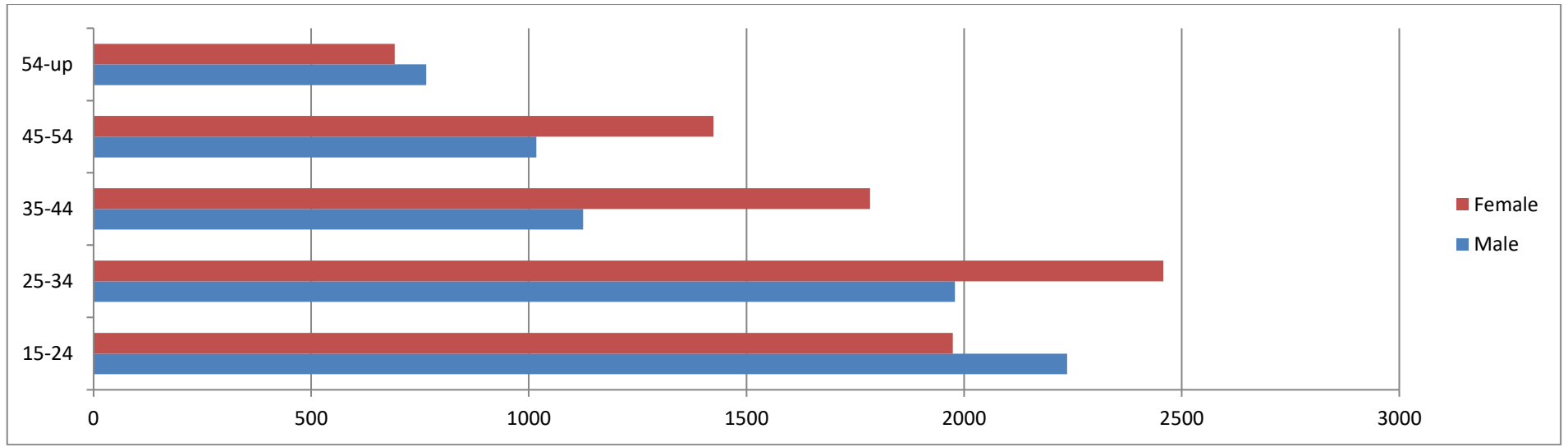
0% are orphans.

1% are disables.

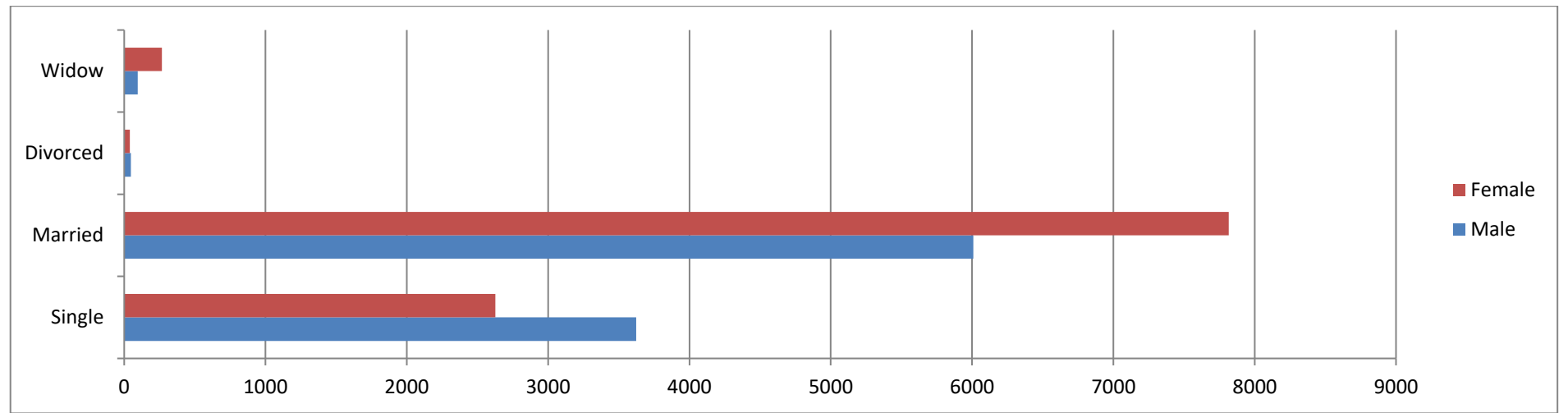
21% are ethnic minorities.



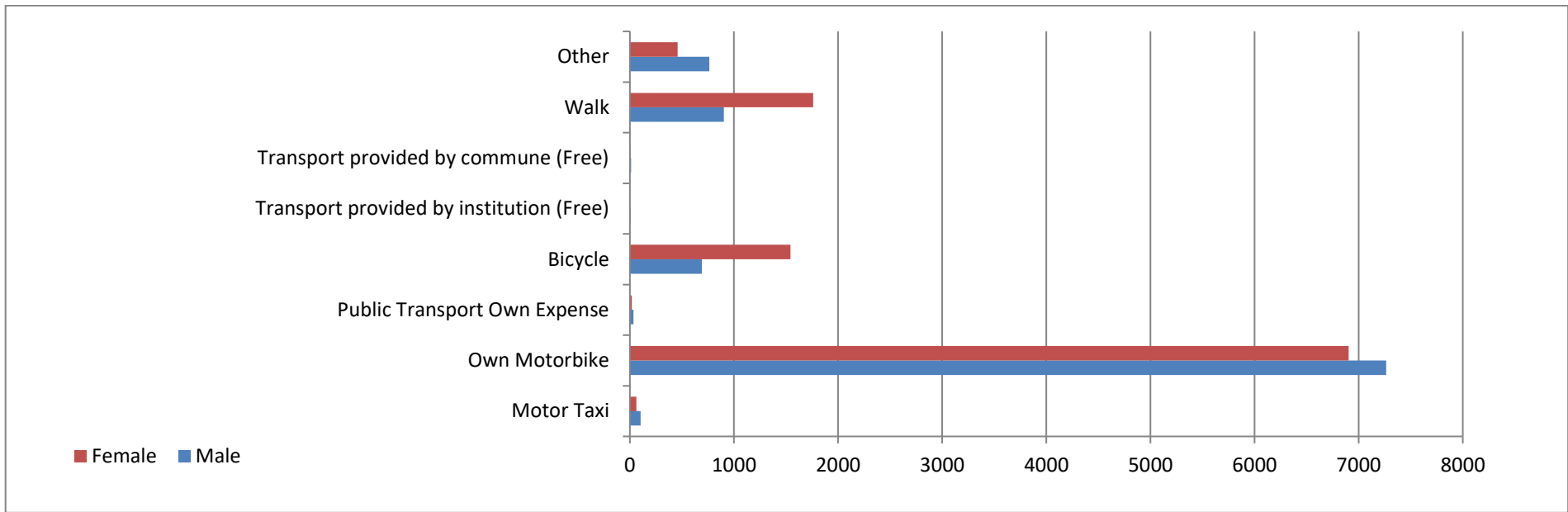
Gender Parity



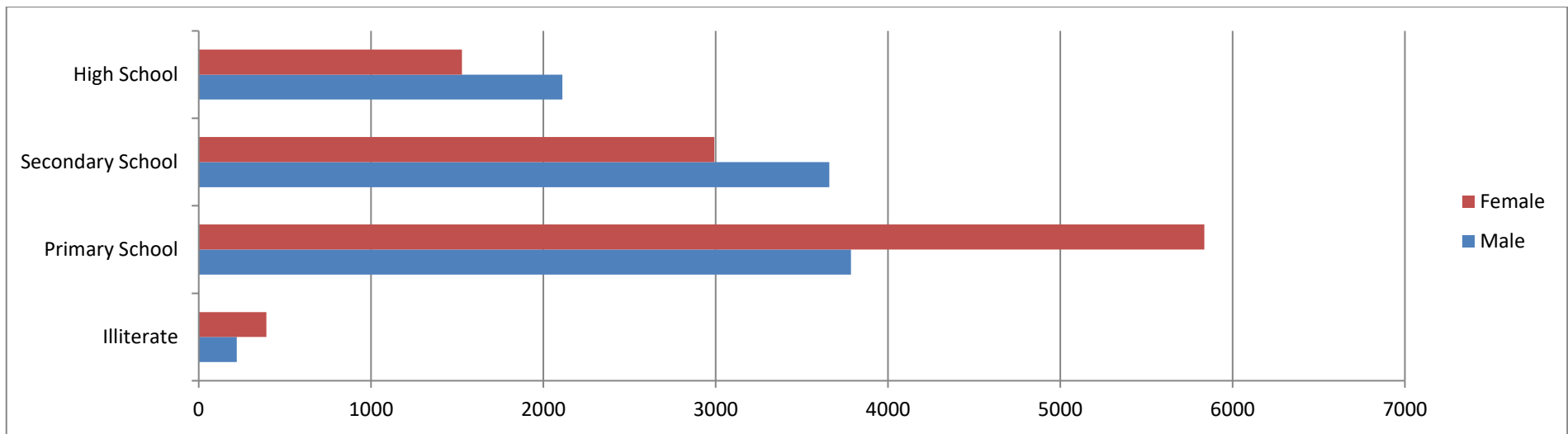
Age Range



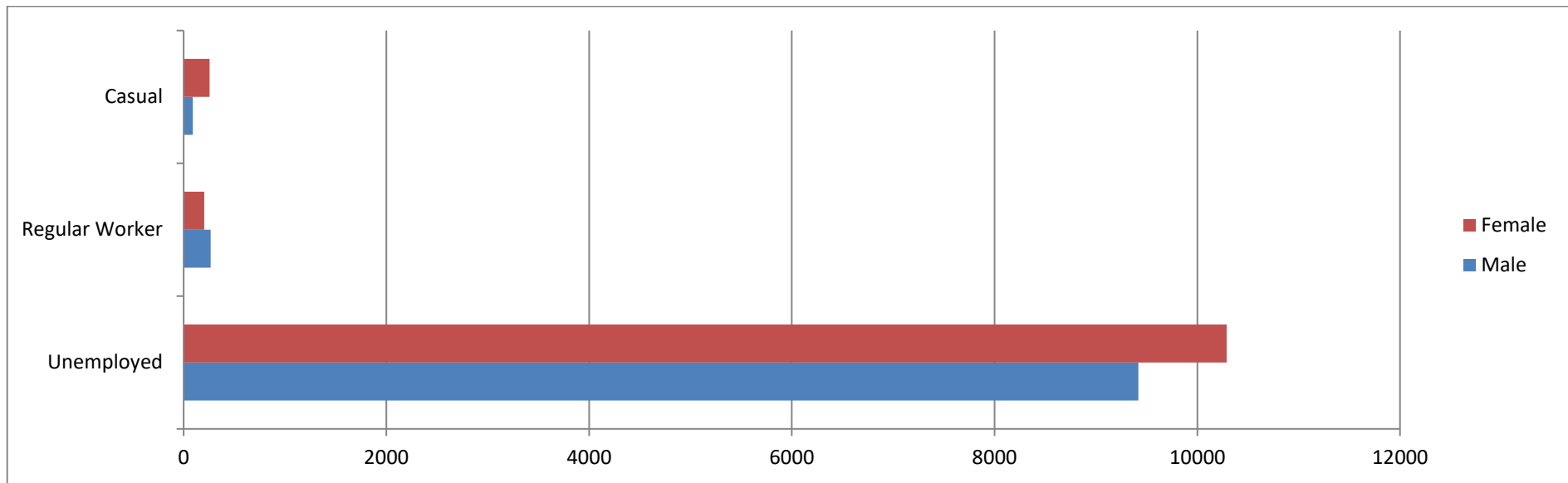
Marital Status



Transportation Method



General Education



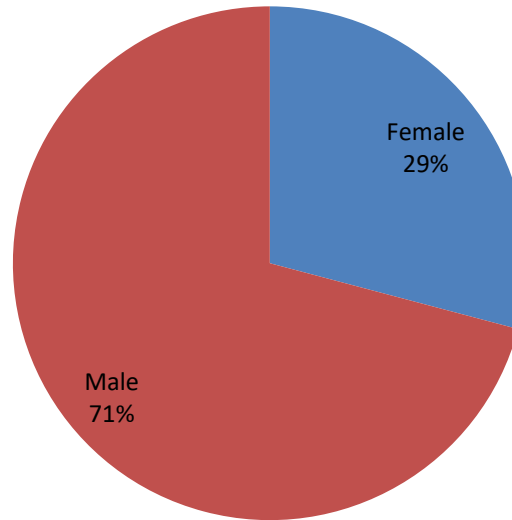
Employment Status

Appendix 9 - LONG Course Student Overview

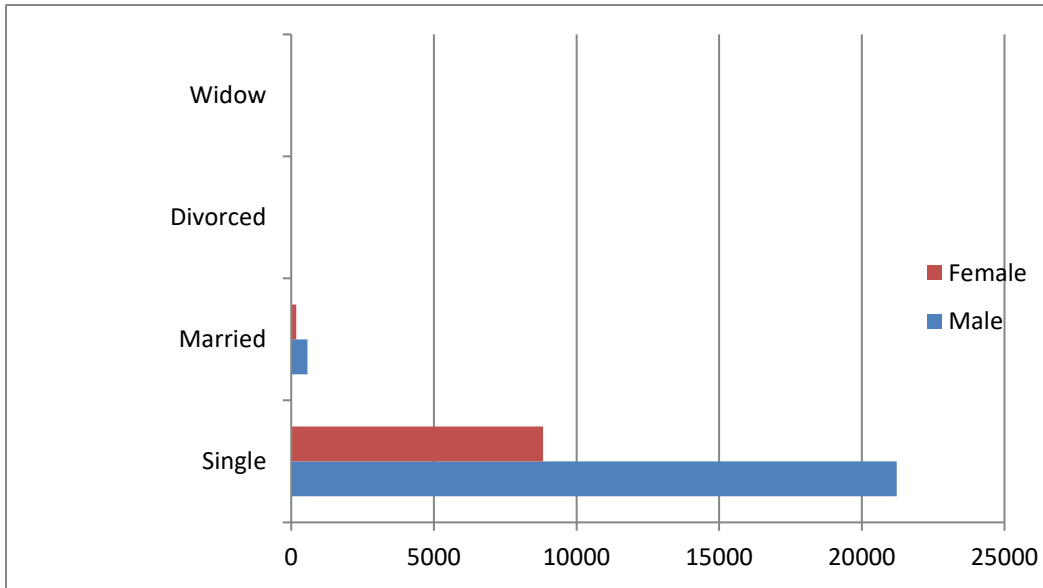
1% are orphans.

1% are disables.

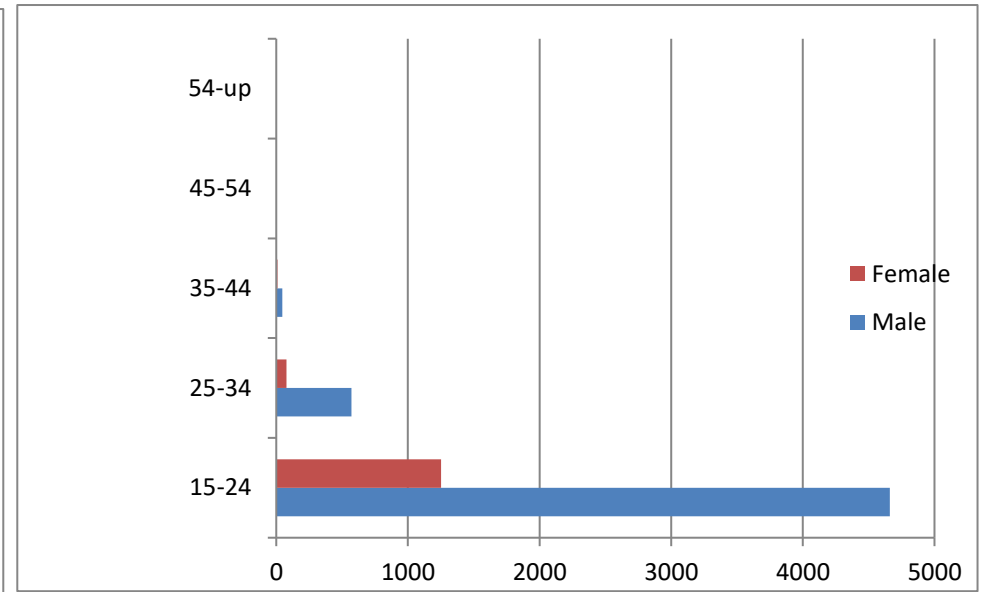
21% are ethnic minor



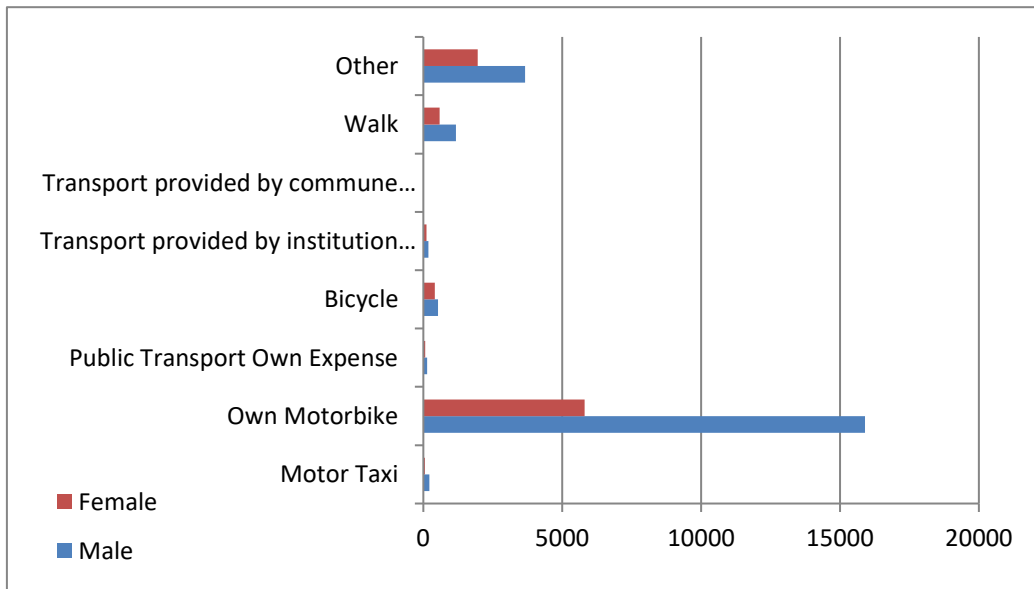
Gender Parity



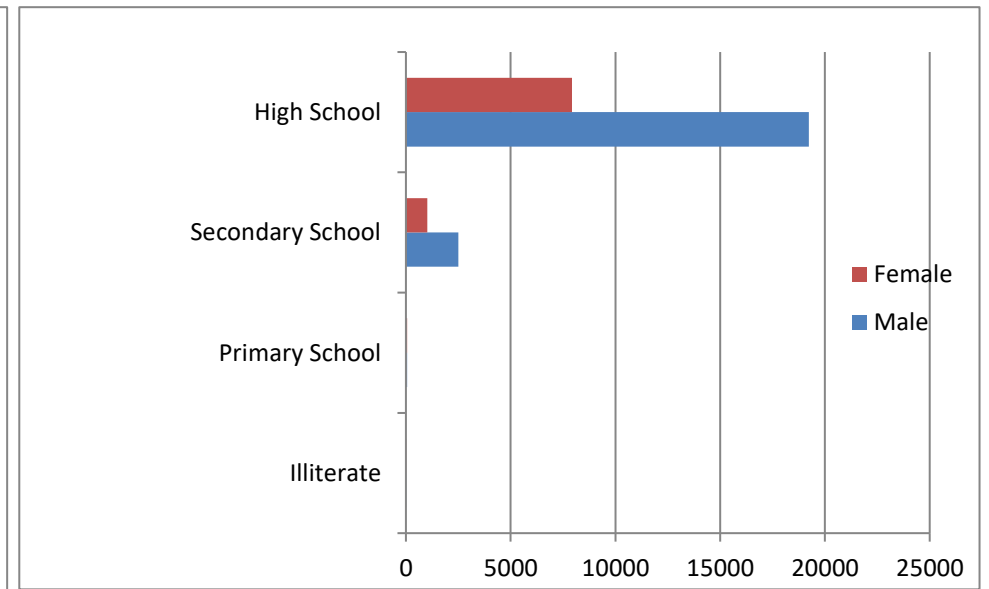
Marital Status



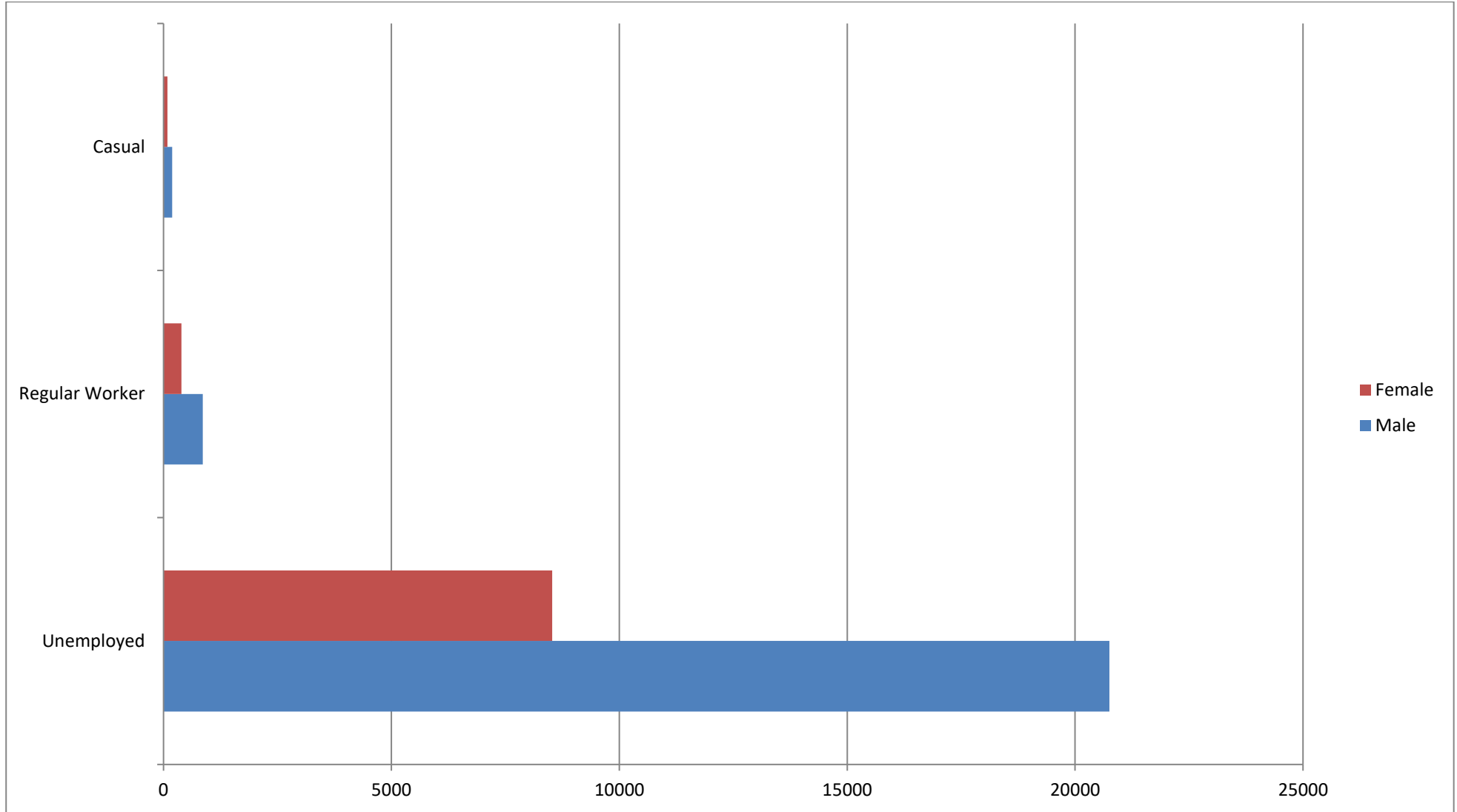
Age Range



Transportation Method



General Education



Employment Status