



**KINGDOM OF CAMBODIA
NATION RELIGION KING**

MINISTRY OF LABOUR AND VOCATIONAL TRAINING

**TECHNICAL AND VOCATIONAL EDUCATION AND
TRAINING
STATISTICS**

ACADEMIC YEAR 2017 - 2018

TVETMIS Office, Department of Labour Market Information
Phnom Penh, January 2019

Definitions

Number of public training institutions: Total number of public TVET institutions under Ministry of Labour and Vocational Training.

Number of private training institutions: Total number of private TVET institutions registered with Ministry of Labour and Vocational Training.

Institution: TVET institution that offers training from short course up to Master level.

Regional Training Center (RCT): TVET institution that offers training from short course up to Master level.

Provincial Training Center (PTC)/ Vocational Training Center (VTC): TVET institution that offers training from short course up to Diploma level.

Enrollment: Number of trainees enrolled in a particular course.

Dropout: Number of trainees drop out from training course. When a trainee does not attend the course more than 50 percent of total training hours, he/she will be classified as dropout.

Employed after graduation: Number of trainees who have a job within 3 months or 6 months after graduation.

Teaching Staff: Number of staff whose main duty is teaching/training.

Non Teaching Staff: Number of staff whose main duty is not teaching/training such as director, deputy director, admin staff, driver etc.

Total Staff: Total number of staff both teaching and non-teaching.

Short Course: A program involving practical vocational training tasks (including workshops) and a limited number of classroom presentations until the competencies specified as learning outcomes for the program concerned have been achieved. For most learners beginning at entry level this would normally require less than one year of full time studies or equivalent (non-formal training).

C1: Technical and Vocational Certificate 1. A program involving practical technical and vocational training tasks (including workshops) and a limited number of classroom presentations until the competencies specified as learning outcomes for the program concerned have been achieved. For most learners beginning at level 1 this would normally require one year of full time studies or equivalent.

C2: Technical and Vocational Certificate 2. A program involving practical vocational training tasks (including workshops and laboratory activities) and some classroom presentations until the competencies specified as learning outcomes for the program concerned have been achieved. For most learners beginning after level 2 would normally require one year of full time studies or equivalent.

C3: Technical and Vocational Certificate 3. A program involving practical technical training (including workshops, laboratories and applied work and work experience) and classroom presentations until the competencies specified as learning outcomes for the program concerned have been achieved. For most learners beginning after level 3 this would normally require one year of full time work and study or equivalent. This work would be assessed as equivalent to 30 credit hours.

Diploma: A program involving study and practical technical training (including classroom presentations, workshops, laboratories and applied work and work experience) until the competencies specified as learning outcomes for the program concerned have been achieved. For students entering technical education after general secondary school two years of study and training or equivalent (at least 60 credit hours) would be required. This work would be assessed as equivalent to 30 credit hours beyond level 4.

Bachelor: A Bachelors Degree program in technology/engineer/business education/training is a systematic, research-based, coherent, introduction to knowledge, idea, principles, concept, research methods and to analytical and problem-solving techniques of a recognized major subject or subjects. A programme leading to this qualification usually involves major studies in which significant knowledge is available. Programme content is taken to significant depth and progressively developed to a high level, which provides a basis for post-graduate study and professional careers. An award requiring a minimum of 120 credit hours at post secondary levels, normally following four years of full time training and study or equivalent at post secondary levels.

Master: Masters degree of technology/business aimed at advanced professional expertise may involve a significant independent project applying learning gained to issues or problems in their field, together with advanced coursework. Masters degrees of technology/business in Technical and Vocational Education and Training is normally designed to extend the principal subject or subjects of the qualifying degree or may be build on relevant knowledge and skills derived from advanced occupational experience. A master's degree of technology/business education contains a significant element of supervised research, normally embodied in a thesis, dissertation or substantial research paper. The master's degree of technology/business education required a minimum of 24 credits for course work plus a thesis in a research degree program, or 39 credits for course work plus a significant project (45-57 credits). Masters degrees normally involve at least two years for full-time of advanced study following completion of a bachelor degree.

PhD: The Doctoral Degree required a minimum of 54 credit hours for advanced coursework plus a major thesis normally taken at least three years up to six years for full time academic years and eight years for part time or equivalent following a Masters degree. An alternative program structure with greater concentration on independent research is available in selected fields at some institutions involving a minimum of 12 credit hours and a more extensive thesis.

% Female: Percentage of female trainees in compare to total number of trainees.

Formula:
$$\frac{\text{Female enrollment} \times 100}{\text{Total enrollment}}$$

Non-Formal: Refer to Short Course.

Formal: Refer to course from Certificate1 (CQF2) and above.

Graduation: Trainees who are successfully completed a training course and certified for that course.

Table of Contents

Definitions.....	i
Table of Contents	iii
Table 1 - Institutions, Students and Staff (MLVT Public Institutions and MLVT Registered Institutions)	1
Table 2 - Table 2 - Enrollment by Training Level (MLVT Public Institutions and MLVT Registered Institutions)	2
Table 3 A - Short Course Enrollment by Province (MLVT Public Institutions and MLVT Registered Institutions).....	3
Table 3 B - C1 Enrollment by Province (MLVT Public Institutions and MLVT Registered Institutions).....	4
Table 3 C - C2 Enrollment by Province (MLVT Public Institutions and MLVT Registered Institutions).....	5
Table 3 D - C3 Enrollment by Province (MLVT Public Institutions and MLVT Registered Institutions).....	6
Table 3 E - High Diploma Enrollment by Province (MLVT Public Institutions and MLVT Registered Institutions)	7
Table 3 F - Bachelor Enrollment by Province (MLVT Public Institutions and MLVT Registered Institutions).....	8
Table 3 G - Master Enrollment by Province (MLVT Public Institutions and MLVT Registered Institutions)	9
Table 3 H - PhD Enrollment by Province (MLVT Public Institutions and MLVT Registered Institutions)	10
Table 4 A - MLVT Public Institutions, Students and Staff by Province.....	11
Table 5 B - MLVT Registered Training Institution Staff by Education and Pedagogical Training by Province.....	12
Table 6 A - MLVT Public Institution Non Teaching Staff by Functions by Province	13
Table 7 A - Non- Formal Student Age 15-19 by Province (MLVT Public Institutions and MLVT Registered Institutions)	14
Table 7 B - Non- Formal Student Age 20-24 by Province (MLVT Public Institutions and MLVT Registered Institutions)	15
Table 7 C - Non- Formal Student Age 25-29 by Province (MLVT Public Institutions and MLVT Registered Institutions).....	16
Table 7 D - Non- Formal Student Age 30-34 by Province (MLVT Public Institutions and MLVT Registered Institutions).....	17
Table 7 E - Non- Formal Student Age 35-39 by Province (MLVT Public Institutions and MLVT Registered Institutions)	18
Table 7 F - Non- Formal Student Age 40-44 by Province (MLVT Public Institutions and MLVT Registered Institutions)	19
Table 7 G - Non- Formal Student Age 45-49 by Province (MLVT Public Institutions and MLVT Registered Institutions).....	20
Table 7 H - Non- Formal Student Age 50-54 by Province (MLVT Public Institutions and MLVT Registered Institutions).....	21
Table 7 I - Non- Formal Student Age 55-59 by Province (MLVT Public Institutions and MLVT Registered Institutions).....	22
Table 7 J - Non- Formal Student Age 60-64 by Province (MLVT Public Institutions and MLVT Registered Institutions).....	23
Table 7 K - Non- Formal Student Age 65 above by Province (MLVT Public Institutions and MLVT Registered Institutions).....	24
Table 8 A - Formal Student Age 15-19 by Province (MLVT Public Institutions and MLVT Registered Institutions).....	25
Table 8 B - Formal Student Age 20-24 by Province (MLVT Public Institutions and MLVT Registered Institutions).....	26

Table 8 C - Formal Student Age 25-29 by Province (MLVT Public Institutions and MLVT Registered Institutions).....	27
Table 8 D - Formal Student Age 30-34 by Province (MLVT Public Institutions and MLVT Registered Institutions).....	28
Table 8 E - Formal Student Age 35-39 by Province (MLVT Public Institutions and MLVT Registered Institutions).....	29
Table 8 F - Formal Student Age 40-44 by Province (MLVT Public Institutions and MLVT Registered Institutions).....	30
Table 8 G - Formal Student Age 45-49 by Province (MLVT Public Institutions and MLVT Registered Institutions)	31
Table 8 H - Formal Student Age 50-54 by Province (MLVT Public Institutions and MLVT Registered Institutions).....	32
Table 8 I - Formal Student Age 55-59 by Province (MLVT Public Institutions and MLVT Registered Institutions)	33
Table 8 J - Formal Student Age 60-64 by Province (MLVT Public Institutions and MLVT Registered Institutions)	34
Table 8 K- Formal Student Age 65-Up by Province (MLVT Public Institutions and MLVT Registered Institutions)	35
Table 9 - Students and Staff by MLVT Training Institution	36
Table 10 A - Short Course Enrollment by Institution	38
Table 10 B - C1 Enrollment by Institution.....	39
Table 10 C - C2 Enrollment by Institution.....	40
Table 10 D - C3 Enrollment by Institution.....	41
Table 10 E - Higher Diploma Enrollment by Institution	42
Table 10 F - Bachelor Enrollment by Institution	43
Table 10 G - Master Enrollment by Institution	44
Table 11 - Institution Staff by Education and Pedagogical Training by Institution.....	45
Table 12 - Institution Non Teaching Staff by Functions by Institution	47
Table 13 A - Non- Formal Student Age 15-19 by Institution	48
Table 13 B - Non- Formal Student Age 20-24 by Institution	49
Table 13 C - Non- Formal Student Age 25-29 by Institution.....	50
Table 13 D - Non- Formal Student Age 30-34 by Institution.....	51
Table 13 E - Non- Formal Student Age 35-39 by Institution	52
Table 13 F - Non- Formal Student Age 40-44 by Institution	53
Table 13 G - Non- Formal Student Age 45-49 by Institution.....	54
Table 13 H - Non- Formal Student Age 50-54 by Institution.....	55
Table 13 I - Non- Formal Student Age 55-59 by Institution	56
Table 13 J - Non- Formal Student Age 60-64 by Institution.....	57

Table 13 K - Non- Formal Student Age 65-up by Institution	58
Table 14 A - Formal Student Age 15-19 by Institution	59
Table 14 B - Formal Student Age 20-24 by Institution	60
Table 14 C - Formal Student Age 25-29 by Institution	61
Table 14 D - Formal Student Age 30-34 by Institution	62
Table 14 E - Formal Student Age 35-39 by Institution	63
Table 14 F - Formal Student Age 40-44 by Institution	64
Table 14 G - Formal Student Age 45-49 by Institution	65
Table 14 H - Formal Student Age 50-54 by Institution	66
Table 14 I - Formal Student Age 55-59 by Institution	67
Table 14 J - Formal Student Age 60-64 by Institution	68
Table 14 K - Formal Student Age 65-UP by Institution	69
Table 15 A - Employed after Graduation, Whole Country	70
Table 15 B - 3 Months Employed after Graduation by Training Level	71
Table 15 C - 6 Months Employed after Graduation by Training Level	72
Table 15 D - Employed after Graduation by Province	73
Table 15 E - Employed after Graduation by Institution	74
Appendix 1: Short Course Enrollment by Course Name, Whole Country	75
Appendix 2: CENTER BASE - Short Course Enrollment by Course Name, Whole Country	77
Appendix 3: ENTERPRISE BASE - Short Course Enrollment by Course Name, Whole Country	79
Appendix 4: COMMUNITY BASE - Short Course Enrollment by Course Name, Whole Country	80
Appendix 5: Long Course Enrollment by Course Name, Whole Country	82
Appendix 6: CERTIFICATE LEVEL 1 - Enrollment by Course Name, Whole Country	83
Appendix 7: CERTIFICATE LEVEL 2 - Enrollment by Course Name, Whole Country	84
Appendix 8: CERTIFICATE LEVEL 3 - Enrollment by Course Name, Whole Country	85
Appendix 9: ASSOCIATE - Enrollment by Course Name, Whole Country	86
Appendix 10: BACHELOR - Enrollment by Course Name, Whole Country	87
Appendix 11 - Short Course Student Overview	88
Appendix 12 - LONG Course Student Overview	94
Student Enrolment by Fun	100

Table 1 - Institutions, Students and Staff (MLVT Public Training Institutions and MLVT Registered Training Institutions)

Particular	Number of institutions	Enrollment		Drop Out		Repetition		Promotion		Graduation		Teaching Staff		Non-teaching Staff		Total Staff	
		Total	F	Total	F	Total	F	Total	F	Total	F	Total	F	Total	F	Total	F
Whole country	39	44,806	20,871	970	285	99	38	5,578	1,214	38,159	19,334	2,094	893	1,517	379	3,611	893

By institution category

Institute	16	27,451	11,139	484	73	82	32	5,316	1,165	21,569	9,869	889	451	847	233	1,736	451
PTC / VTC	23	17,355	9,732	486	212	17	6	262	49	16,590	9,465	1,205	442	670	146	1,875	442
NGO & Private																	

By location

Phnom Penh	8	13,492	3,508	270	16	79	31	4,849	1,032	8,294	2,429	313	209	586	150	899	209
Provinces	31	31,314	17,363	700	269	20	7	729	182	29,865	16,905	1,781	684	931	229	2,712	684

Table 2 - Enrollment by Training Level (MLVT Public Training Institutions and MLVT Registered Training Institutions)

<i>Particular</i>	<i>Number of institutions</i>	<i>Short Course</i>		<i>C1</i>		<i>C2</i>		<i>C3</i>		<i>Higher Diploma</i>		<i>Bachelor</i>		<i>Master</i>		<i>PhD</i>	
		<i>Total</i>	<i>F</i>	<i>Total</i>	<i>F</i>	<i>Total</i>	<i>F</i>	<i>Total</i>	<i>F</i>	<i>Total</i>	<i>F</i>	<i>Total</i>	<i>F</i>	<i>Total</i>	<i>F</i>	<i>Total</i>	<i>F</i>
Whole country	39	27,135	15,932	2,326	623	569	85	320	58	5,638	1,406	8,791	2,765	27	2	0	0
By institution category																	
Institute	16	11,953	6,921	1,512	346	426	58	239	38	4,544	1,014	8,750	2,760	27	2	0	0
PTC / VTC	23	15,182	9,011	814	277	143	27	81	20	1,094	392	41	5	0	0	0	0
NGO & Private																	
By location																	
Phnom Penh	8	841	209	596	80	188	1	81	2	3,786	786	7,973	2,428	27	2	0	0
Provinces	31	26,294	15,723	1,730	543	381	84	239	56	1,852	620	818	337	0	0	0	0

Table 3 A - Short Course Enrollment by Province (MLVT Public Training Institutions and MLVT Registered Training Institutions)

Province	Number of institutions		Enrollment						Drop Out						Graduation					
			Grand Total		Public		Private		Grand Total		Public		Private		Grand Total		Public		Private	
	Public	Private	Total	F	Total	F	Total	F	Total	F	Total	F	Total	F	Total	F	Total	F	Total	F
Banteay Meanchey	1	-	360	86	360	86	N/A	N/A	-	-	-	-	N/A	N/A	360	86	360	86	N/A	N/A
Battambang	3	-	3,706	2,182	3,706	2,182	N/A	N/A	-	-	-	-	N/A	N/A	3,706	2,182	3,706	2,182	N/A	N/A
Kampong Cham	1	-	591	349	591	349	N/A	N/A	-	-	-	-	N/A	N/A	591	349	591	349	N/A	N/A
Kampong Chhnang	1	-	720	451	720	451	N/A	N/A	-	-	-	-	N/A	N/A	720	451	720	451	N/A	N/A
Kampong Speu	1	-	610	371	610	371	N/A	N/A	-	-	-	-	N/A	N/A	610	371	610	371	N/A	N/A
Kampong Thom	1	-	1,914	1,372	1,914	1,372	N/A	N/A	-	-	-	-	N/A	N/A	1,914	1,372	1,914	1,372	N/A	N/A
Kampot	2	-	2,647	1,680	2,647	1,680	N/A	N/A	-	-	-	-	N/A	N/A	2,647	1,680	2,647	1,680	N/A	N/A
Kandal	1	-	550	175	550	175	N/A	N/A	-	-	-	-	N/A	N/A	550	175	550	175	N/A	N/A
Kep	1	-	734	526	734	526	N/A	N/A	-	-	-	-	N/A	N/A	734	526	734	526	N/A	N/A
Koh Kong	1	-	554	286	554	286	N/A	N/A	-	-	-	-	N/A	N/A	554	286	554	286	N/A	N/A
Kratie	1	-	610	320	610	320	N/A	N/A	-	-	-	-	N/A	N/A	610	320	610	320	N/A	N/A
Mondul Kiri	1	-	1,046	658	1,046	658	N/A	N/A	-	-	-	-	N/A	N/A	1,046	658	1,046	658	N/A	N/A
Otdar Meanchey	1	-	342	180	342	180	N/A	N/A	-	-	-	-	N/A	N/A	342	180	342	180	N/A	N/A
Pailin	1	-	-	-	-	-	N/A	N/A	-	-	-	-	N/A	N/A	-	-	-	-	N/A	N/A
Phnom Penh	8	-	841	209	841	209	N/A	N/A	-	-	-	-	N/A	N/A	841	209	841	209	N/A	N/A
Preah Sihanouk	2	-	738	344	738	344	N/A	N/A	-	-	-	-	N/A	N/A	738	344	738	344	N/A	N/A
Preah Vihear	2	-	706	491	706	491	N/A	N/A	-	-	-	-	N/A	N/A	706	491	706	491	N/A	N/A
Prey Veng	1	-	590	265	590	265	N/A	N/A	-	-	-	-	N/A	N/A	590	265	590	265	N/A	N/A
Pursat	2	-	1,256	801	1,256	801	N/A	N/A	-	-	-	-	N/A	N/A	1,256	801	1,256	801	N/A	N/A
Ratanak Kiri	1	-	1,375	669	1,375	669	N/A	N/A	-	-	-	-	N/A	N/A	1,375	669	1,375	669	N/A	N/A
Siem Reap	2	-	2,600	1,809	2,600	1,809	N/A	N/A	-	-	-	-	N/A	N/A	2,600	1,809	2,600	1,809	N/A	N/A
Stung Treng	1	-	360	242	360	242	N/A	N/A	-	-	-	-	N/A	N/A	360	242	360	242	N/A	N/A
Svay Rieng	1	-	2,242	1,377	2,242	1,377	N/A	N/A	-	-	-	-	N/A	N/A	2,242	1,377	2,242	1,377	N/A	N/A
Takeo	1	-	1,428	758	1,428	758	N/A	N/A	-	-	-	-	N/A	N/A	1,428	758	1,428	758	N/A	N/A
Tbong Khmum	1	-	615	331	615	331	N/A	N/A	-	-	-	-	N/A	N/A	615	331	615	331	N/A	N/A
Whole Country	39	-	27,135	15,932	27,135	15,932	N/A	N/A	-	-	-	-	N/A	N/A	27,135	15,932	27,135	15,932	N/A	N/A

Table 3 B - C1 Enrollment by Province (MLVT Public Institutions and MLVT Registered Institutions)

Province	Number of institutions		Enrollment						Drop Out						Repetition						Promotion						Graduation					
			Grand Total		Public		Private		Grand Total		Public		Private		Grand Total		Public		Private		Grand Total		Public		Private		Grand Total		Public		Private	
	Public	Private	Total	F	Total	F	Total	F	Total	F	Total	F	Total	F	Total	F	Total	F	Total	F	Total	F	Total	F	Total	F	Total	F	Total	F		
Banteay Meanchey	1	N/A	58	21	58	21	N/A	N/A	9	2	9	2	N/A	N/A	16	6	16	6	N/A	N/A	16	4	16	4	N/A	N/A	17	9	17	9	N/A	N/A
Battambang	3	N/A	351	104	351	104	N/A	N/A	84	25	84	25	N/A	N/A	1	0	1	0	N/A	N/A	86	17	86	17	N/A	N/A	180	62	180	62	N/A	N/A
Kampong Cham	1	N/A	58	37	58	37	N/A	N/A	38	26	38	26	N/A	N/A	0	0	0	0	N/A	N/A	0	0	0	0	N/A	N/A	20	11	20	11	N/A	N/A
Kampong Chhnang	1	N/A	30	17	30	17	N/A	N/A	15	9	15	9	N/A	N/A	0	0	0	0	N/A	N/A	14	7	14	7	N/A	N/A	1	1	1	1	N/A	N/A
Kampong Speu	1	N/A	61	12	61	12	N/A	N/A	0	0	0	0	N/A	N/A	0	0	0	0	N/A	N/A	0	0	0	0	N/A	N/A	61	12	61	12	N/A	N/A
Kampong Thom	1	N/A	43	26	43	26	N/A	N/A	0	0	0	0	N/A	N/A	0	0	0	0	N/A	N/A	0	0	0	0	N/A	N/A	43	26	43	26	N/A	N/A
Kampot	2	N/A	257	85	257	85	N/A	N/A	0	0	0	0	N/A	N/A	0	0	0	0	N/A	N/A	0	0	0	0	N/A	N/A	257	85	257	85	N/A	N/A
Kandal	1	N/A	97	45	97	45	N/A	N/A	0	0	0	0	N/A	N/A	0	0	0	0	N/A	N/A	0	0	0	0	N/A	N/A	97	45	97	45	N/A	N/A
Kep	1	N/A	0	0	0	0	N/A	N/A	0	0	0	0	N/A	N/A	0	0	0	0	N/A	N/A	0	0	0	0	N/A	N/A	0	0	0	0	N/A	N/A
Koh Kong	1	N/A	0	0	0	0	N/A	N/A	0	0	0	0	N/A	N/A	0	0	0	0	N/A	N/A	0	0	0	0	N/A	N/A	0	0	0	0	N/A	N/A
Kratie	1	N/A	74	22	74	22	N/A	N/A	18	6	18	6	N/A	N/A	0	0	0	0	N/A	N/A	0	0	0	0	N/A	N/A	56	16	56	16	N/A	N/A
Mondul Kiri	1	N/A	0	0	0	0	N/A	N/A	0	0	0	0	N/A	N/A	0	0	0	0	N/A	N/A	0	0	0	0	N/A	N/A	0	0	0	0	N/A	N/A
Otdar Meanchey	1	N/A	0	0	0	0	N/A	N/A	0	0	0	0	N/A	N/A	0	0	0	0	N/A	N/A	0	0	0	0	N/A	N/A	0	0	0	0	N/A	N/A
Pailin	1	N/A	0	0	0	0	N/A	N/A	0	0	0	0	N/A	N/A	0	0	0	0	N/A	N/A	0	0	0	0	N/A	N/A	0	0	0	0	N/A	N/A
Phnom Penh	8	N/A	596	80	596	80	N/A	N/A	16	5	16	5	N/A	N/A	4	0	4	0	N/A	N/A	56	7	56	7	N/A	N/A	520	68	520	68	N/A	N/A
Preah Sihanouk	2	N/A	164	45	164	45	N/A	N/A	40	11	40	11	N/A	N/A	0	0	0	0	N/A	N/A	0	0	0	0	N/A	N/A	124	34	124	34	N/A	N/A
Preah Vihear	2	N/A	0	0	0	0	N/A	N/A	0	0	0	0	N/A	N/A	0	0	0	0	N/A	N/A	0	0	0	0	N/A	N/A	0	0	0	0	N/A	N/A
Prey Veng	1	N/A	20	11	20	11	N/A	N/A	0	0	0	0	N/A	N/A	0	0	0	0	N/A	N/A	0	0	0	0	N/A	N/A	20	11	20	11	N/A	N/A
Pursat	2	N/A	32	8	32	8	N/A	N/A	0	0	0	0	N/A	N/A	0	0	0	0	N/A	N/A	0	0	0	0	N/A	N/A	32	8	32	8	N/A	N/A
Ratanak Kiri	1	N/A	40	11	40	11	N/A	N/A	0	0	0	0	N/A	N/A	0	0	0	0	N/A	N/A	0	0	0	0	N/A	N/A	40	11	40	11	N/A	N/A
Siem Reap	2	N/A	280	70	280	70	N/A	N/A	158	46	158	46	N/A	N/A	0	0	0	0	N/A	N/A	87	12	87	12	N/A	N/A	35	12	35	12	N/A	N/A
Stung Treng	1	N/A	0	0	0	0	N/A	N/A	0	0	0	0	N/A	N/A	0	0	0	0	N/A	N/A	0	0	0	0	N/A	N/A	0	0	0	0	N/A	N/A
Svay Rieng	1	N/A	165	29	165	29	N/A	N/A	8	0	8	0	N/A	N/A	0	0	0	0	N/A	N/A	0	0	0	0	N/A	N/A	157	29	157	29	N/A	N/A
Takeo	1	N/A	0	0	0	0	N/A	N/A	0	0	0	0	N/A	N/A	0	0	0	0	N/A	N/A	0	0	0	0	N/A	N/A	0	0	0	0	N/A	N/A
Tbong Khmum	1	N/A	0	0	0	0	N/A	N/A	0	0	0	0	N/A	N/A	0	0	0	0	N/A	N/A	0	0	0	0	N/A	N/A	0	0	0	0	N/A	N/A
Whole Country	39	N/A	2,326	623	2,326	623	N/A	N/A	386	130	0	0	N/A	N/A	21	6	0	0	N/A	N/A	259	47	259	47	N/A	N/A	1,660	440	1,660	440	N/A	N/A

Table 3 C - C2 Enrollment by Province (MLVT Public Institutions and MLVT Registered Institutions)

Province	Number of institutions		Enrollment						Drop Out						Repetition						Promotion						Graduation					
			Grand Total		Public		Private		Grand Total		Public		Private		Grand Total		Public		Private		Grand Total		Public		Private		Grand Total		Public		Private	
	Public	Private	Total	F	Total	F	Total	F	Total	F	Total	F	Total	F	Total	F	Total	F	Private	F	Total	F	Total	F	Total	F	Total	F	Total	F	Private	F
Banteay Meanchey	1	N/A	11	7	11	7	N/A	N/A	3	1	3	1	N/A	N/A	0	0	0	0	N/A	N/A	8	6	8	6	N/A	N/A	0	0	0	0	N/A	N/A
Battambang	3	N/A	169	34	169	34	N/A	N/A	12	0	12	0	N/A	N/A	0	0	0	0	N/A	N/A	46	5	46	5	N/A	N/A	111	29	111	29	N/A	N/A
Kampong Cham	1	N/A	0	0	0	0	N/A	N/A	0	0	0	0	N/A	N/A	0	0	0	0	N/A	N/A	0	0	0	0	N/A	N/A	0	0	0	0	N/A	N/A
Kampong Chhnang	1	N/A	0	0	0	0	N/A	N/A	0	0	0	0	N/A	N/A	0	0	0	0	N/A	N/A	0	0	0	0	N/A	N/A	0	0	0	0	N/A	N/A
Kampong Speu	1	N/A	15	1	15	1	N/A	N/A	0	0	0	0	N/A	N/A	0	0	0	0	N/A	N/A	0	0	0	0	N/A	N/A	15	1	15	1	N/A	N/A
Kampong Thom	1	N/A	6	4	6	4	N/A	N/A	0	0	0	0	N/A	N/A	0	0	0	0	N/A	N/A	0	0	0	0	N/A	N/A	6	4	6	4	N/A	N/A
Kampot	2	N/A	0	0	0	0	N/A	N/A	0	0	0	0	N/A	N/A	0	0	0	0	N/A	N/A	0	0	0	0	N/A	N/A	0	0	0	0	N/A	N/A
Kandal	1	N/A	23	5	23	5	N/A	N/A	0	0	0	0	N/A	N/A	0	0	0	0	N/A	N/A	0	0	0	0	N/A	N/A	23	5	23	5	N/A	N/A
Kep	1	N/A	0	0	0	0	N/A	N/A	0	0	0	0	N/A	N/A	0	0	0	0	N/A	N/A	0	0	0	0	N/A	N/A	0	0	0	0	N/A	N/A
Koh Kong	1	N/A	0	0	0	0	N/A	N/A	0	0	0	0	N/A	N/A	0	0	0	0	N/A	N/A	0	0	0	0	N/A	N/A	0	0	0	0	N/A	N/A
Kratie	1	N/A	0	0	0	0	N/A	N/A	0	0	0	0	N/A	N/A	0	0	0	0	N/A	N/A	0	0	0	0	N/A	N/A	0	0	0	0	N/A	N/A
Mondul Kiri	1	N/A	0	0	0	0	N/A	N/A	0	0	0	0	N/A	N/A	0	0	0	0	N/A	N/A	0	0	0	0	N/A	N/A	0	0	0	0	N/A	N/A
Otdar Meanchey	1	N/A	0	0	0	0	N/A	N/A	0	0	0	0	N/A	N/A	0	0	0	0	N/A	N/A	0	0	0	0	N/A	N/A	0	0	0	0	N/A	N/A
Pailin	1	N/A	0	0	0	0	N/A	N/A	0	0	0	0	N/A	N/A	0	0	0	0	N/A	N/A	0	0	0	0	N/A	N/A	0	0	0	0	N/A	N/A
Phnom Penh	8	N/A	188	1	188	1	N/A	N/A	50	0	50	0	N/A	N/A	2	0	2	0	N/A	N/A	92	0	92	0	N/A	N/A	44	1	44	1	N/A	N/A
Preah Sihanouk	2	N/A	56	14	56	14	N/A	N/A	26	8	26	8	N/A	N/A	0	0	0	0	N/A	N/A	0	0	0	0	N/A	N/A	30	6	30	6	N/A	N/A
Preah Vihear	2	N/A	0	0	0	0	N/A	N/A	0	0	0	0	N/A	N/A	0	0	0	0	N/A	N/A	0	0	0	0	N/A	N/A	0	0	0	0	N/A	N/A
Prey Veng	1	N/A	0	0	0	0	N/A	N/A	0	0	0	0	N/A	N/A	0	0	0	0	N/A	N/A	0	0	0	0	N/A	N/A	0	0	0	0	N/A	N/A
Pursat	2	N/A	0	0	0	0	N/A	N/A	0	0	0	0	N/A	N/A	0	0	0	0	N/A	N/A	0	0	0	0	N/A	N/A	0	0	0	0	N/A	N/A
Ratanak Kiri	1	N/A	0	0	0	0	N/A	N/A	0	0	0	0	N/A	N/A	0	0	0	0	N/A	N/A	0	0	0	0	N/A	N/A	0	0	0	0	N/A	N/A
Siem Reap	2	N/A	78	16	78	16	N/A	N/A	30	4	30	4	N/A	N/A	0	0	0	0	N/A	N/A	28	3	28	3	N/A	N/A	20	9	20	9	N/A	N/A
Stung Treng	1	N/A	0	0	0	0	N/A	N/A	0	0	0	0	N/A	N/A	0	0	0	0	N/A	N/A	0	0	0	0	N/A	N/A	0	0	0	0	N/A	N/A
Svay Rieng	1	N/A	23	3	23	3	N/A	N/A	2	0	2	0	N/A	N/A	0	0	0	0	N/A	N/A	0	0	0	0	N/A	N/A	21	3	21	3	N/A	N/A
Takeo	1	N/A	0	0	0	0	N/A	N/A	0	0	0	0	N/A	N/A	0	0	0	0	N/A	N/A	0	0	0	0	N/A	N/A	0	0	0	0	N/A	N/A
Tbong Khmum	1	N/A	0	0	0	0	N/A	N/A	0	0	0	0	N/A	N/A	0	0	0	0	N/A	N/A	0	0	0	0	N/A	N/A	0	0	0	0	N/A	N/A
Whole Country	39	N/A	569	85	569	85	N/A	N/A	123	13	0	0	N/A	N/A	2	0	0	0	N/A	N/A	174	14	174	14	N/A	N/A	270	58	270	58	N/A	N/A

Table 3 D - C3 Enrollment by Province (MLVT Public Institutions and MLVT Registered Institutions)

Province	Number of institutions		Enrollment						Drop Out						Repetition						Promotion						Graduation					
			Grand Total		Public		Private		Grand Total		Public		Private		Grand Total		Public		Private		Grand Total		Public		Private		Grand Total		Public		Private	
	Public	Private	Total	F	Total	F	Total	F	Total	F	Total	F	Total	F	Total	F	Private	F	Total	F	Total	F	Total	F	Total	F	Total	F	Total	F	Private	F
Banteay Meanchey	1	N/A	11	6	11	6	N/A	N/A	4	1	4	1	N/A	N/A	0	0	0	0	N/A	N/A	2	2	2	2	N/A	N/A	5	3	5	3	N/A	N/A
Battambang	3	N/A	93	17	93	17	N/A	N/A	4	1	4	1	N/A	N/A	0	0	0	0	N/A	N/A	0	0	0	0	N/A	N/A	89	16	89	16	N/A	N/A
Kampong Cham	1	N/A	0	0	0	0	N/A	N/A	0	0	0	0	N/A	N/A	0	0	0	0	N/A	N/A	0	0	0	0	N/A	N/A	0	0	0	0	N/A	N/A
Kampong Chhnang	1	N/A	9	1	9	1	N/A	N/A	0	0	0	0	N/A	N/A	0	0	0	0	N/A	N/A	6	1	6	1	N/A	N/A	3	0	3	0	N/A	N/A
Kampong Speu	1	N/A	20	2	20	2	N/A	N/A	0	0	0	0	N/A	N/A	0	0	0	0	N/A	N/A	0	0	0	0	N/A	N/A	20	2	20	2	N/A	N/A
Kampong Thom	1	N/A	3	0	3	0	N/A	N/A	0	0	0	0	N/A	N/A	0	0	0	0	N/A	N/A	0	0	0	0	N/A	N/A	3	0	3	0	N/A	N/A
Kampot	2	N/A	0	0	0	0	N/A	N/A	0	0	0	0	N/A	N/A	0	0	0	0	N/A	N/A	0	0	0	0	N/A	N/A	0	0	0	0	N/A	N/A
Kandal	1	N/A	19	10	19	10	N/A	N/A	0	0	0	0	N/A	N/A	0	0	0	0	N/A	N/A	0	0	0	0	N/A	N/A	19	10	19	10	N/A	N/A
Kep	1	N/A	0	0	0	0	N/A	N/A	0	0	0	0	N/A	N/A	0	0	0	0	N/A	N/A	0	0	0	0	N/A	N/A	0	0	0	0	N/A	N/A
Koh Kong	1	N/A	0	0	0	0	N/A	N/A	0	0	0	0	N/A	N/A	0	0	0	0	N/A	N/A	0	0	0	0	N/A	N/A	0	0	0	0	N/A	N/A
Kratie	1	N/A	0	0	0	0	N/A	N/A	0	0	0	0	N/A	N/A	0	0	0	0	N/A	N/A	0	0	0	0	N/A	N/A	0	0	0	0	N/A	N/A
Mondul Kiri	1	N/A	0	0	0	0	N/A	N/A	0	0	0	0	N/A	N/A	0	0	0	0	N/A	N/A	0	0	0	0	N/A	N/A	0	0	0	0	N/A	N/A
Otdar Meanchey	1	N/A	0	0	0	0	N/A	N/A	0	0	0	0	N/A	N/A	0	0	0	0	N/A	N/A	0	0	0	0	N/A	N/A	0	0	0	0	N/A	N/A
Pailin	1	N/A	0	0	0	0	N/A	N/A	0	0	0	0	N/A	N/A	0	0	0	0	N/A	N/A	0	0	0	0	N/A	N/A	0	0	0	0	N/A	N/A
Phnom Penh	8	N/A	81	2	81	2	N/A	N/A	47	0	47	0	N/A	N/A	0	0	0	0	N/A	N/A	0	0	0	0	N/A	N/A	34	2	34	2	N/A	N/A
Preah Sihanouk	2	N/A	21	5	21	5	N/A	N/A	0	0	0	0	N/A	N/A	0	0	0	0	N/A	N/A	0	0	0	0	N/A	N/A	21	5	21	5	N/A	N/A
Preah Vihear	2	N/A	0	0	0	0	N/A	N/A	0	0	0	0	N/A	N/A	0	0	0	0	N/A	N/A	0	0	0	0	N/A	N/A	0	0	0	0	N/A	N/A
Prey Veng	1	N/A	0	0	0	0	N/A	N/A	0	0	0	0	N/A	N/A	0	0	0	0	N/A	N/A	0	0	0	0	N/A	N/A	0	0	0	0	N/A	N/A
Pursat	2	N/A	0	0	0	0	N/A	N/A	0	0	0	0	N/A	N/A	0	0	0	0	N/A	N/A	0	0	0	0	N/A	N/A	0	0	0	0	N/A	N/A
Ratanak Kiri	1	N/A	0	0	0	0	N/A	N/A	0	0	0	0	N/A	N/A	0	0	0	0	N/A	N/A	0	0	0	0	N/A	N/A	0	0	0	0	N/A	N/A
Siem Reap	2	N/A	35	8	35	8	N/A	N/A	8	0	8	0	N/A	N/A	0	0	0	0	N/A	N/A	11	1	11	1	N/A	N/A	16	7	16	7	N/A	N/A
Stung Treng	1	N/A	0	0	0	0	N/A	N/A	0	0	0	0	N/A	N/A	0	0	0	0	N/A	N/A	0	0	0	0	N/A	N/A	0	0	0	0	N/A	N/A
Svay Rieng	1	N/A	28	7	28	7	N/A	N/A	0	0	0	0	N/A	N/A	0	0	0	0	N/A	N/A	0	0	0	0	N/A	N/A	28	7	28	7	N/A	N/A
Takeo	1	N/A	0	0	0	0	N/A	N/A	0	0	0	0	N/A	N/A	0	0	0	0	N/A	N/A	0	0	0	0	N/A	N/A	0	0	0	0	N/A	N/A
Tbong Khmum	1	N/A	0	0	0	0	N/A	N/A	0	0	0	0	N/A	N/A	0	0	0	0	N/A	N/A	0	0	0	0	N/A	N/A	0	0	0	0	N/A	N/A
Whole Country	39	N/A	320	58	320	58	N/A	N/A	63	2	0	0	N/A	N/A	0	0	0	0	N/A	N/A	19	4	19	4	N/A	N/A	238	52	238	52	N/A	N/A

Table 3 E - High Diploma Enrollment by Province (MLVT Public Institutions and MLVT Registered Institutions)

Province	Number of institutions		Enrollment						Drop Out						Repetition						Promotion						Graduation					
			Grand Total		Public		Private		Grand Total		Public		Private		Grand Total		Public		Private		Grand Total		Public		Private		Grand Total		Public		Private	
	Public	Private	Total	F	Total	F	Total	F	Total	F	Total	F	Total	F	Total	F	Total	F	Total	F	Total	F	Total	F	Total	F	Total	F	Total	F	Total	F
Banteay Meanchey	1	N/A	74	26	74	26	N/A	N/A	11	5	11	5	N/A	N/A	0	0	0	0	N/A	N/A	16	1	16	1	N/A	N/A	47	20	47	20	N/A	N/A
Battambang	3	N/A	412	123	412	123	N/A	N/A	6	0	6	0	N/A	N/A	1	1	1	1	N/A	N/A	98	43	98	43	N/A	N/A	307	79	307	79	N/A	N/A
Kampong Cham	1	N/A	209	133	209	133	N/A	N/A	169	107	169	107	N/A	N/A	0	0	0	0	N/A	N/A	0	0	0	0	N/A	N/A	40	26	40	26	N/A	N/A
Kampong Chhnang	1	N/A	15	4	15	4	N/A	N/A	1	1	1	1	N/A	N/A	0	0	0	0	N/A	N/A	0	0	0	0	N/A	N/A	14	3	14	3	N/A	N/A
Kampong Speu	1	N/A	44	20	44	20	N/A	N/A	0	0	0	0	N/A	N/A	0	0	0	0	N/A	N/A	0	0	0	0	N/A	N/A	44	20	44	20	N/A	N/A
Kampong Thom	1	N/A	68	37	68	37	N/A	N/A	0	0	0	0	N/A	N/A	0	0	0	0	N/A	N/A	0	0	0	0	N/A	N/A	68	37	68	37	N/A	N/A
Kampot	2	N/A	87	20	87	20	N/A	N/A	0	0	0	0	N/A	N/A	0	0	0	0	N/A	N/A	0	0	0	0	N/A	N/A	87	20	87	20	N/A	N/A
Kandal	1	N/A	75	13	75	13	N/A	N/A	0	0	0	0	N/A	N/A	0	0	0	0	N/A	N/A	0	0	0	0	N/A	N/A	75	13	75	13	N/A	N/A
Kep	1	N/A	0	0	0	0	N/A	N/A	0	0	0	0	N/A	N/A	0	0	0	0	N/A	N/A	0	0	0	0	N/A	N/A	0	0	0	0	N/A	N/A
Koh Kong	1	N/A	96	40	96	40	N/A	N/A	0	0	0	0	N/A	N/A	0	0	0	0	N/A	N/A	0	0	0	0	N/A	N/A	96	40	96	40	N/A	N/A
Kratie	1	N/A	0	0	0	0	N/A	N/A	0	0	0	0	N/A	N/A	0	0	0	0	N/A	N/A	0	0	0	0	N/A	N/A	0	0	0	0	N/A	N/A
Mondul Kiri	1	N/A	0	0	0	0	N/A	N/A	0	0	0	0	N/A	N/A	0	0	0	0	N/A	N/A	0	0	0	0	N/A	N/A	0	0	0	0	N/A	N/A
Otdar Meanchey	1	N/A	0	0	0	0	N/A	N/A	0	0	0	0	N/A	N/A	0	0	0	0	N/A	N/A	0	0	0	0	N/A	N/A	0	0	0	0	N/A	N/A
Pailin	1	N/A	0	0	0	0	N/A	N/A	0	0	0	0	N/A	N/A	0	0	0	0	N/A	N/A	0	0	0	0	N/A	N/A	0	0	0	0	N/A	N/A
Phnom Penh	8	N/A	3,786	786	3,786	786	N/A	N/A	133	11	133	11	N/A	N/A	31	5	31	5	N/A	N/A	959	199	959	199	N/A	N/A	2,663	571	2,663	571	N/A	N/A
Preah Sihanouk	2	N/A	52	9	52	9	N/A	N/A	0	0	0	0	N/A	N/A	0	0	0	0	N/A	N/A	0	0	0	0	N/A	N/A	52	9	52	9	N/A	N/A
Preah Vihear	2	N/A	0	0	0	0	N/A	N/A	0	0	0	0	N/A	N/A	0	0	0	0	N/A	N/A	0	0	0	0	N/A	N/A	0	0	0	0	N/A	N/A
Prey Veng	1	N/A	0	0	0	0	N/A	N/A	0	0	0	0	N/A	N/A	0	0	0	0	N/A	N/A	0	0	0	0	N/A	N/A	0	0	0	0	N/A	N/A
Pursat	2	N/A	176	79	176	79	N/A	N/A	0	0	0	0	N/A	N/A	0	0	0	0	N/A	N/A	0	0	0	0	N/A	N/A	176	79	176	79	N/A	N/A
Ratanak Kiri	1	N/A	10	3	10	3	N/A	N/A	0	0	0	0	N/A	N/A	0	0	0	0	N/A	N/A	0	0	0	0	N/A	N/A	10	3	10	3	N/A	N/A
Siem Reap	2	N/A	257	39	257	39	N/A	N/A	26	5	26	5	N/A	N/A	1	0	1	0	N/A	N/A	53	8	53	8	N/A	N/A	177	26	177	26	N/A	N/A
Stung Treng	1	N/A	0	0	0	0	N/A	N/A	0	0	0	0	N/A	N/A	0	0	0	0	N/A	N/A	0	0	0	0	N/A	N/A	0	0	0	0	N/A	N/A
Svay Rieng	1	N/A	277	74	277	74	N/A	N/A	0	0	0	0	N/A	N/A	0	0	0	0	N/A	N/A	0	0	0	0	N/A	N/A	277	74	277	74	N/A	N/A
Takeo	1	N/A	0	0	0	0	N/A	N/A	0	0	0	0	N/A	N/A	0	0	0	0	N/A	N/A	0	0	0	0	N/A	N/A	0	0	0	0	N/A	N/A
Tbong Khmum	1	N/A	0	0	0	0	N/A	N/A	0	0	0	0	N/A	N/A	0	0	0	0	N/A	N/A	0	0	0	0	N/A	N/A	0	0	0	0	N/A	N/A
Whole Country	39	N/A	5,638	1,406	5,638	1,406	N/A	N/A	346	129	0	0	N/A	N/A	33	6	0	0	N/A	N/A	1,126	251	1,126	251	N/A	N/A	4,133	1,020	4,133	1,020	N/A	N/A

Table 3 F - Bachelor Enrollment by Province (MLVT Public Institutions and MLVT Registered Institutions)

Province	Number of institutions		Enrollment						Drop Out						Repetition						Promotion						Graduation					
			Grand Total		Public		Private		Grand Total		Public		Private		Grand Total		Public		Private		Grand Total		Public		Private		Grand Total		Public		Private	
	Public	Private	Total	F	Total	F	Total	F	Total	F	Total	F	Total	F	Total	F	Total	F	Private	F	Total	F	Total	F	Total	F	Total	F	Total	F	Private	F
Banteay Meanchey	1	N/A	0	0	0	0	N/A	N/A	0	0	0	0	N/A	N/A	0	0	0	0	N/A	N/A	0	0	0	0	N/A	N/A	0	0	0	0	N/A	N/A
Battambang	3	N/A	329	94	329	94	N/A	N/A	27	11	27	11	N/A	N/A	1	0	1	0	N/A	N/A	206	66	206	66	N/A	N/A	95	17	95	17	N/A	N/A
Kampong Cham	1	N/A	0	0	0	0	N/A	N/A	0	0	0	0	N/A	N/A	0	0	0	0	N/A	N/A	0	0	0	0	N/A	N/A	0	0	0	0	N/A	N/A
Kampong Chhnang	1	N/A	0	0	0	0	N/A	N/A	0	0	0	0	N/A	N/A	0	0	0	0	N/A	N/A	0	0	0	0	N/A	N/A	0	0	0	0	N/A	N/A
Kampong Speu	1	N/A	0	0	0	0	N/A	N/A	0	0	0	0	N/A	N/A	0	0	0	0	N/A	N/A	0	0	0	0	N/A	N/A	0	0	0	0	N/A	N/A
Kampong Thom	1	N/A	0	0	0	0	N/A	N/A	0	0	0	0	N/A	N/A	0	0	0	0	N/A	N/A	0	0	0	0	N/A	N/A	0	0	0	0	N/A	N/A
Kampot	2	N/A	205	133	205	133	N/A	N/A	0	0	0	0	N/A	N/A	0	0	0	0	N/A	N/A	0	0	0	0	N/A	N/A	205	133	205	133	N/A	N/A
Kandal	1	N/A	0	0	0	0	N/A	N/A	0	0	0	0	N/A	N/A	0	0	0	0	N/A	N/A	0	0	0	0	N/A	N/A	0	0	0	0	N/A	N/A
Kep	1	N/A	0	0	0	0	N/A	N/A	0	0	0	0	N/A	N/A	0	0	0	0	N/A	N/A	0	0	0	0	N/A	N/A	0	0	0	0	N/A	N/A
Koh Kong	1	N/A	0	0	0	0	N/A	N/A	0	0	0	0	N/A	N/A	0	0	0	0	N/A	N/A	0	0	0	0	N/A	N/A	0	0	0	0	N/A	N/A
Kratie	1	N/A	0	0	0	0	N/A	N/A	0	0	0	0	N/A	N/A	0	0	0	0	N/A	N/A	0	0	0	0	N/A	N/A	0	0	0	0	N/A	N/A
Mondul Kiri	1	N/A	0	0	0	0	N/A	N/A	0	0	0	0	N/A	N/A	0	0	0	0	N/A	N/A	0	0	0	0	N/A	N/A	0	0	0	0	N/A	N/A
Otdar Meanchey	1	N/A	0	0	0	0	N/A	N/A	0	0	0	0	N/A	N/A	0	0	0	0	N/A	N/A	0	0	0	0	N/A	N/A	0	0	0	0	N/A	N/A
Pailin	1	N/A	0	0	0	0	N/A	N/A	0	0	0	0	N/A	N/A	0	0	0	0	N/A	N/A	0	0	0	0	N/A	N/A	0	0	0	0	N/A	N/A
Phnom Penh	8	N/A	7,973	2,428	7,973	2,428	N/A	N/A	24	0	24	0	N/A	N/A	42	26	42	26	N/A	N/A	3,742	826	3,742	826	N/A	N/A	4,165	1,576	4,165	1,576	N/A	N/A
Preah Sihanouk	2	N/A	122	39	122	39	N/A	N/A	0	0	0	0	N/A	N/A	0	0	0	0	N/A	N/A	0	0	0	0	N/A	N/A	122	39	122	39	N/A	N/A
Preah Vihear	2	N/A	0	0	0	0	N/A	N/A	0	0	0	0	N/A	N/A	0	0	0	0	N/A	N/A	0	0	0	0	N/A	N/A	0	0	0	0	N/A	N/A
Prey Veng	1	N/A	0	0	0	0	N/A	N/A	0	0	0	0	N/A	N/A	0	0	0	0	N/A	N/A	0	0	0	0	N/A	N/A	0	0	0	0	N/A	N/A
Pursat	2	N/A	0	0	0	0	N/A	N/A	0	0	0	0	N/A	N/A	0	0	0	0	N/A	N/A	0	0	0	0	N/A	N/A	0	0	0	0	N/A	N/A
Ratanak Kiri	1	N/A	0	0	0	0	N/A	N/A	0	0	0	0	N/A	N/A	0	0	0	0	N/A	N/A	0	0	0	0	N/A	N/A	0	0	0	0	N/A	N/A
Siem Reap	2	N/A	112	44	112	44	N/A	N/A	1	0	1	0	N/A	N/A	0	0	0	0	N/A	N/A	52	6	52	6	N/A	N/A	59	38	59	38	N/A	N/A
Stung Treng	1	N/A	0	0	0	0	N/A	N/A	0	0	0	0	N/A	N/A	0	0	0	0	N/A	N/A	0	0	0	0	N/A	N/A	0	0	0	0	N/A	N/A
Svay Rieng	1	N/A	50	27	50	27	N/A	N/A	0	0	0	0	N/A	N/A	0	0	0	0	N/A	N/A	0	0	0	0	N/A	N/A	50	27	50	27	N/A	N/A
Takeo	1	N/A	0	0	0	0	N/A	N/A	0	0	0	0	N/A	N/A	0	0	0	0	N/A	N/A	0	0	0	0	N/A	N/A	0	0	0	0	N/A	N/A
Tbong Khmum	1	N/A	0	0	0	0	N/A	N/A	0	0	0	0	N/A	N/A	0	0	0	0	N/A	N/A	0	0	0	0	N/A	N/A	0	0	0	0	N/A	N/A
Whole Country	39	N/A	8,791	2,765	8,791	2,765	N/A	N/A	52	11	0	0	N/A	N/A	43	26	0	0	N/A	N/A	4,000	898	4,000	898	N/A	N/A	4,696	1,830	4,696	1,830	N/A	N/A

Table 3 G - Master Enrollment by Province (MLVT Public Institutions and MLVT Registered Institutions)

Province	Number of institutions		Enrollment						Drop Out						Repetition						Promotion						Graduation					
			Grand Total		Public		Private		Grand Total		Public		Private		Grand Total		Public		Private		Grand Total		Public		Private		Grand Total		Public		Private	
	Public	Private	Total	F	Total	F	Total	F	Total	F	Total	F	Total	F	Total	F	Total	F	Total	F	Total	F	Total	F	Total	F	Total	F	Total	F	Total	F
Banteay Meanchey	1	N/A	0	0	0	0	N/A	N/A	0	0	0	0	N/A	N/A	0	0	0	0	N/A	N/A	0	0	0	0	N/A	N/A	0	0	0	0	N/A	N/A
Battambang	3	N/A	0	0	0	0	N/A	N/A	0	0	0	0	N/A	N/A	0	0	0	0	N/A	N/A	0	0	0	0	N/A	N/A	0	0	0	0	N/A	N/A
Kampong Cham	1	N/A	0	0	0	0	N/A	N/A	0	0	0	0	N/A	N/A	0	0	0	0	N/A	N/A	0	0	0	0	N/A	N/A	0	0	0	0	N/A	N/A
Kampong Chhnang	1	N/A	0	0	0	0	N/A	N/A	0	0	0	0	N/A	N/A	0	0	0	0	N/A	N/A	0	0	0	0	N/A	N/A	0	0	0	0	N/A	N/A
Kampong Speu	1	N/A	0	0	0	0	N/A	N/A	0	0	0	0	N/A	N/A	0	0	0	0	N/A	N/A	0	0	0	0	N/A	N/A	0	0	0	0	N/A	N/A
Kampong Thom	1	N/A	0	0	0	0	N/A	N/A	0	0	0	0	N/A	N/A	0	0	0	0	N/A	N/A	0	0	0	0	N/A	N/A	0	0	0	0	N/A	N/A
Kampot	2	N/A	0	0	0	0	N/A	N/A	0	0	0	0	N/A	N/A	0	0	0	0	N/A	N/A	0	0	0	0	N/A	N/A	0	0	0	0	N/A	N/A
Kandal	1	N/A	0	0	0	0	N/A	N/A	0	0	0	0	N/A	N/A	0	0	0	0	N/A	N/A	0	0	0	0	N/A	N/A	0	0	0	0	N/A	N/A
Kep	1	N/A	0	0	0	0	N/A	N/A	0	0	0	0	N/A	N/A	0	0	0	0	N/A	N/A	0	0	0	0	N/A	N/A	0	0	0	0	N/A	N/A
Koh Kong	1	N/A	0	0	0	0	N/A	N/A	0	0	0	0	N/A	N/A	0	0	0	0	N/A	N/A	0	0	0	0	N/A	N/A	0	0	0	0	N/A	N/A
Kratie	1	N/A	0	0	0	0	N/A	N/A	0	0	0	0	N/A	N/A	0	0	0	0	N/A	N/A	0	0	0	0	N/A	N/A	0	0	0	0	N/A	N/A
Mondul Kiri	1	N/A	0	0	0	0	N/A	N/A	0	0	0	0	N/A	N/A	0	0	0	0	N/A	N/A	0	0	0	0	N/A	N/A	0	0	0	0	N/A	N/A
Otdar Meanchey	1	N/A	0	0	0	0	N/A	N/A	0	0	0	0	N/A	N/A	0	0	0	0	N/A	N/A	0	0	0	0	N/A	N/A	0	0	0	0	N/A	N/A
Pailin	1	N/A	0	0	0	0	N/A	N/A	0	0	0	0	N/A	N/A	0	0	0	0	N/A	N/A	0	0	0	0	N/A	N/A	0	0	0	0	N/A	N/A
Phnom Penh	8	N/A	27	2	27	2	N/A	N/A	0	0	0	0	N/A	N/A	0	0	0	0	N/A	N/A	0	0	0	0	N/A	N/A	27	2	27	2	N/A	N/A
Preah Sihanouk	2	N/A	0	0	0	0	N/A	N/A	0	0	0	0	N/A	N/A	0	0	0	0	N/A	N/A	0	0	0	0	N/A	N/A	0	0	0	0	N/A	N/A
Preah Vihear	2	N/A	0	0	0	0	N/A	N/A	0	0	0	0	N/A	N/A	0	0	0	0	N/A	N/A	0	0	0	0	N/A	N/A	0	0	0	0	N/A	N/A
Prey Veng	1	N/A	0	0	0	0	N/A	N/A	0	0	0	0	N/A	N/A	0	0	0	0	N/A	N/A	0	0	0	0	N/A	N/A	0	0	0	0	N/A	N/A
Pursat	2	N/A	0	0	0	0	N/A	N/A	0	0	0	0	N/A	N/A	0	0	0	0	N/A	N/A	0	0	0	0	N/A	N/A	0	0	0	0	N/A	N/A
Ratanak Kiri	1	N/A	0	0	0	0	N/A	N/A	0	0	0	0	N/A	N/A	0	0	0	0	N/A	N/A	0	0	0	0	N/A	N/A	0	0	0	0	N/A	N/A
Siem Reap	2	N/A	0	0	0	0	N/A	N/A	0	0	0	0	N/A	N/A	0	0	0	0	N/A	N/A	0	0	0	0	N/A	N/A	0	0	0	0	N/A	N/A
Stung Treng	1	N/A	0	0	0	0	N/A	N/A	0	0	0	0	N/A	N/A	0	0	0	0	N/A	N/A	0	0	0	0	N/A	N/A	0	0	0	0	N/A	N/A
Svay Rieng	1	N/A	0	0	0	0	N/A	N/A	0	0	0	0	N/A	N/A	0	0	0	0	N/A	N/A	0	0	0	0	N/A	N/A	0	0	0	0	N/A	N/A
Takeo	1	N/A	0	0	0	0	N/A	N/A	0	0	0	0	N/A	N/A	0	0	0	0	N/A	N/A	0	0	0	0	N/A	N/A	0	0	0	0	N/A	N/A
Tbong Khmum	1	N/A	0	0	0	0	N/A	N/A	0	0	0	0	N/A	N/A	0	0	0	0	N/A	N/A	0	0	0	0	N/A	N/A	0	0	0	0	N/A	N/A
Whole Country	39	N/A	27	2	27	2	N/A	N/A	0	0	0	0	N/A	N/A	0	0	0	0	N/A	N/A	0	0	0	0	N/A	N/A	27	2	27	2	N/A	N/A

Table 3 H - PhD Enrollment by Province (MLVT Public Training Institutions and MLVT Registered Training Institutions)

Province	Number of institutions		Enrollment						Drop Out						Repetition						Promotion						Graduation					
			Grand Total		Public		Private		Grand Total		Public		Private		Grand Total		Public		Private		Grand Total		Public		Private		Grand Total		Public		Private	
	Public	Private	Total	F	Total	F	Total	F	Total	F	Total	F	Total	F	Total	F	Total	F	Private	F	Total	F	Total	F	Total	F	Total	F	Total	F	Private	F
Banteay Meanchey	1	N/A	0	0	0	0	N/A	N/A	0	0	0	0	N/A	N/A	0	0	0	0	N/A	N/A	0	0	0	0	N/A	N/A	0	0	0	0	N/A	N/A
Battambang	3	N/A	0	0	0	0	N/A	N/A	0	0	0	0	N/A	N/A	0	0	0	0	N/A	N/A	0	0	0	0	N/A	N/A	0	0	0	0	N/A	N/A
Kampong Cham	1	N/A	0	0	0	0	N/A	N/A	0	0	0	0	N/A	N/A	0	0	0	0	N/A	N/A	0	0	0	0	N/A	N/A	0	0	0	0	N/A	N/A
Kampong Chhnang	1	N/A	0	0	0	0	N/A	N/A	0	0	0	0	N/A	N/A	0	0	0	0	N/A	N/A	0	0	0	0	N/A	N/A	0	0	0	0	N/A	N/A
Kampong Speu	1	N/A	0	0	0	0	N/A	N/A	0	0	0	0	N/A	N/A	0	0	0	0	N/A	N/A	0	0	0	0	N/A	N/A	0	0	0	0	N/A	N/A
Kampong Thom	1	N/A	0	0	0	0	N/A	N/A	0	0	0	0	N/A	N/A	0	0	0	0	N/A	N/A	0	0	0	0	N/A	N/A	0	0	0	0	N/A	N/A
Kampot	2	N/A	0	0	0	0	N/A	N/A	0	0	0	0	N/A	N/A	0	0	0	0	N/A	N/A	0	0	0	0	N/A	N/A	0	0	0	0	N/A	N/A
Kandal	1	N/A	0	0	0	0	N/A	N/A	0	0	0	0	N/A	N/A	0	0	0	0	N/A	N/A	0	0	0	0	N/A	N/A	0	0	0	0	N/A	N/A
Kep	1	N/A	0	0	0	0	N/A	N/A	0	0	0	0	N/A	N/A	0	0	0	0	N/A	N/A	0	0	0	0	N/A	N/A	0	0	0	0	N/A	N/A
Koh Kong	1	N/A	0	0	0	0	N/A	N/A	0	0	0	0	N/A	N/A	0	0	0	0	N/A	N/A	0	0	0	0	N/A	N/A	0	0	0	0	N/A	N/A
Kratie	1	N/A	0	0	0	0	N/A	N/A	0	0	0	0	N/A	N/A	0	0	0	0	N/A	N/A	0	0	0	0	N/A	N/A	0	0	0	0	N/A	N/A
Mondul Kiri	1	N/A	0	0	0	0	N/A	N/A	0	0	0	0	N/A	N/A	0	0	0	0	N/A	N/A	0	0	0	0	N/A	N/A	0	0	0	0	N/A	N/A
Otdar Meanchey	1	N/A	0	0	0	0	N/A	N/A	0	0	0	0	N/A	N/A	0	0	0	0	N/A	N/A	0	0	0	0	N/A	N/A	0	0	0	0	N/A	N/A
Pailin	1	N/A	0	0	0	0	N/A	N/A	0	0	0	0	N/A	N/A	0	0	0	0	N/A	N/A	0	0	0	0	N/A	N/A	0	0	0	0	N/A	N/A
Phnom Penh	8	N/A	0	0	0	0	N/A	N/A	0	0	0	0	N/A	N/A	0	0	0	0	N/A	N/A	0	0	0	0	N/A	N/A	0	0	0	0	N/A	N/A
Preah Sihanouk	2	N/A	0	0	0	0	N/A	N/A	0	0	0	0	N/A	N/A	0	0	0	0	N/A	N/A	0	0	0	0	N/A	N/A	0	0	0	0	N/A	N/A
Preah Vihear	2	N/A	0	0	0	0	N/A	N/A	0	0	0	0	N/A	N/A	0	0	0	0	N/A	N/A	0	0	0	0	N/A	N/A	0	0	0	0	N/A	N/A
Prey Veng	1	N/A	0	0	0	0	N/A	N/A	0	0	0	0	N/A	N/A	0	0	0	0	N/A	N/A	0	0	0	0	N/A	N/A	0	0	0	0	N/A	N/A
Pursat	2	N/A	0	0	0	0	N/A	N/A	0	0	0	0	N/A	N/A	0	0	0	0	N/A	N/A	0	0	0	0	N/A	N/A	0	0	0	0	N/A	N/A
Ratanak Kiri	1	N/A	0	0	0	0	N/A	N/A	0	0	0	0	N/A	N/A	0	0	0	0	N/A	N/A	0	0	0	0	N/A	N/A	0	0	0	0	N/A	N/A
Siem Reap	2	N/A	0	0	0	0	N/A	N/A	0	0	0	0	N/A	N/A	0	0	0	0	N/A	N/A	0	0	0	0	N/A	N/A	0	0	0	0	N/A	N/A
Stung Treng	1	N/A	0	0	0	0	N/A	N/A	0	0	0	0	N/A	N/A	0	0	0	0	N/A	N/A	0	0	0	0	N/A	N/A	0	0	0	0	N/A	N/A
Svay Rieng	1	N/A	0	0	0	0	N/A	N/A	0	0	0	0	N/A	N/A	0	0	0	0	N/A	N/A	0	0	0	0	N/A	N/A	0	0	0	0	N/A	N/A
Takeo	1	N/A	0	0	0	0	N/A	N/A	0	0	0	0	N/A	N/A	0	0	0	0	N/A	N/A	0	0	0	0	N/A	N/A	0	0	0	0	N/A	N/A
Tbong Khmum	1	N/A	0	0	0	0	N/A	N/A	0	0	0	0	N/A	N/A	0	0	0	0	N/A	N/A	0	0	0	0	N/A	N/A	0	0	0	0	N/A	N/A
Whole Country	39	N/A	0	0	0	0	N/A	N/A	0	0	0	0	N/A	N/A	0	0	0	0	N/A	N/A	0	0	0	0	N/A	N/A	0	0	0	0	N/A	N/A

Table 4 A - MLVT Public Training Institutions, Students and Staff by Province

Province	Number of institutions	Enrollment		Drop Out		Graduation		Teaching Staff		Non-teaching Staff		Total Staff	
		Total	Female	Total	Female	Total	Female	Total	Female	Total	Female	Total	Female
Banteay Meanchey	1	514	146	-	-	520	287	25	11	26	6	51	11
Battambang	3	5,060	2,554	-	-	2,336	1,164	180	77	63	23	243	77
Kampong Cham	1	858	519	-	-	643	376	38	25	26	10	64	25
Kampong Chhnang	1	774	473	-	-	628	628	60	13	12	1	72	13
Kampong Speu	1	750	406	-	-	581	243	56	19	31	4	87	19
Kampong Thom	1	2,034	1,439	-	-	5,532	4,013	93	33	22	3	115	33
Kampot	2	3,196	1,918	-	-	1,251	682	92	62	78	29	170	62
Kandal	1	764	248	-	-	5,401	1,903	10	36	130	31	140	36
Kep	1	734	526	-	-	1,093	871	50	18	18	5	68	18
Koh Kong	1	650	326	-	-	790	331	16	9	58	4	74	9
Kratie	1	684	342	-	-	820	540	67	5	3	0	70	5
Mondul Kiri	1	1,046	658	-	-	2,593	1,683	66	31	54	11	120	31
Otdar Meanchey	1	342	180	-	-	1,560	1,101	59	9	9	3	68	9
Pailin	1	0	0	-	-	200	89	12	4	13	1	25	4
Phnom Penh	8	13,492	3,508	-	-	4,217	1,138	313	209	586	150	899	209
Preah Sihanouk	2	1,153	456	-	-	270	233	68	21	55	9	123	21
Preah Vihear	2	706	491	-	-	3,990	3,006	157	58	51	10	208	58
Prey Veng	1	610	276	-	-	750	400	27	17	34	10	61	17
Pursat	2	1,464	888	-	-	1,264	730	185	31	20	2	205	31
Ratanak Kiri	1	1,425	683	-	-	3,699	1,915	31	23	61	16	92	23
Siem Reap	2	3,362	1,986	-	-	1,492	784	101	38	78	22	179	38
Stung Treng	1	360	242	-	-	250	171	45	18	17	4	62	18
Svay Rieng	1	2,785	1,517	-	-	778	347	155	55	21	5	176	55
Takeo	1	1,428	758	-	-	787	363	104	31	38	12	142	31
Tbong Khmum	1	615	331	-	-	-	-	84	40	13	8	97	40
Whole Country	39	44,806	20,871	-	-	41,445	22,998	2,094	893	1,517	379	3,611	893

Table 5 B - MLVT Registered Training Institution Staff by Education Qualification and Pedagogical Training by Province

Province	Grand Total	Teaching Staff Total	Teaching Staff									Non Teaching Staff Total	Non Teaching Staff									Teaching Staff with Pedagogy Training		
			Primary	L.Sec	U.Sec	Short	Cert.	Diploma	Bachelor	Master	PhD		Primary	L.Sec	U.Sec	Short	Cert.	Diploma	Bachelor	Master	PhD	NONE	Junior	Senior
Banteay Meanchey	51	25	0	0	6	9	0	1	7	2	0	26	0	0	1	5	0	0	19	1	0	8	5	12
Battambang	243	180	3	2	80	18	2	0	67	8	0	63	0	0	19	4	0	2	24	14	0	30	47	103
Kampong Cham	64	38	1	1	19	6	0	1	10	0	0	26	0	0	13	6	0	0	6	1	0	17	5	16
Kampong Chhnang	72	60	2	5	52	0	0	1	0	0	0	12	1	1	7	0	0	0	2	1	0	18	15	27
Kampong Speu	87	56	0	1	47	0	0	1	7	0	0	31	0	1	22	0	0	0	6	2	0	24	13	19
Kampong Thom	115	93	14	19	40	9	0	4	5	2	0	22	1	0	11	2	0	1	5	2	0	67	11	15
Kampot	170	92	2	10	44	13	0	3	17	3	0	78	0	1	62	0	0	5	9	1	0	45	8	39
Kandal	140	10	0	0	8	2	0	0	0	0	0	130	0	6	64	1	0	30	25	4	0	6	0	4
Kep	68	50	1	2	28	10	0	0	9	0	0	18	0	0	14	4	0	0	0	0	0	20	3	27
Koh Kong	74	16	1	0	13	0	0	1	1	0	0	58	0	1	28	3	0	4	22	0	0	11	2	3
Kratie	70	67	1	6	33	17	0	1	9	0	0	3	0	1	1	0	0	1	0	0	0	38	9	20
Mondul Kiri	120	66	9	26	18	7	4	0	2	0	0	54	9	9	20	2	0	0	14	0	0	59	1	6
Otdar Meanchey	68	59	0	0	1	35	0	11	12	0	0	9	0	0	1	0	0	1	7	0	0	49	3	7
Pailin	25	12	0	0	6	0	0	4	2	0	0	13	0	1	11	0	0	0	1	0	0	4	4	4
Phnom Penh	899	313	1	0	64	23	4	57	124	39	1	586	17	5	118	25	6	45	234	134	2	86	71	156
Preah Sihanouk	123	68	1	6	46	0	0	1	14	0	0	55	1	7	39	0	0	1	5	2	0	34	7	27
Preah Vihear	208	157	17	55	55	8	1	1	20	0	0	51	2	5	27	4	0	3	10	0	0	142	1	14
Prey Veng	61	27	1	1	5	7	1	1	10	1	0	34	1	3	12	2	0	3	12	1	0	16	3	8
Pursat	205	185	2	26	114	17	0	5	21	0	0	20	1	0	4	0	0	4	11	0	0	119	11	55
Ratanak Kiri	92	31	1	2	22	2	0	0	4	0	0	61	4	3	39	2	0	2	11	0	0	12	15	4
Siem Reap	179	101	4	15	14	21	1	11	31	4	0	78	1	0	14	1	0	5	49	8	0	52	13	36
Stung Treng	62	45	2	2	24	5	0	1	10	1	0	17	0	0	2	3	0	8	3	1	0	26	7	12
Svay Rieng	176	155	1	4	48	82	1	2	15	2	0	21	0	0	4	4	0	2	7	4	0	113	10	32
Takeo	142	104	0	0	54	8	0	3	32	6	1	38	1	0	20	1	4	1	10	1	0	35	32	37
Tbong Khmum			2	24	25	4	-	3	25	1	-		0	2	3	0	0	3	5	0	0	67	1	16
Whole Country	3,474	2,236	66	204	714	525	24	119	506	76	2	1,238	43	53	364	95	17	117	387	162	0	1,098	297	699

L.Sec = Lower Secondary School
 U.Sec = Upper Secondary School
 Short = Short Course
 Cert. = Certificate Level Course (Level 1, 2 and 3)
 Staff Pedagogy - NONE = No pedagogical training.
 Staff Pedagogy - Junior= Staff with Basic pedagogical training and qualified to teach Diploma level and below.
 Staff Pedagogy - Senior= Staff with Advance pedagogical training and qualified to teach Bachelor level and below.

Table 6 A - MLVT Public Training Institution Non Teaching Staff by Functions by Province

<i>Province</i>	<i>Total</i>	<i>Director</i>	<i>D. Director</i>	<i>Admin</i>	<i>Account</i>	<i>Planning</i>	<i>Equipment Maint.</i>	<i>Facility Maint.</i>	<i>Community Development Specialist</i>	<i>Curriculum Writer</i>	<i>Academic Affair</i>	<i>Librarian</i>	<i>Driver</i>	<i>Other</i>
Banteay Meanchey	26	1	2	3	2	3	0	0	0	0	9	0	0	6
Battambang	63	4	10	10	7	0	1	0	6	5	10	0	0	10
Kampong Cham	26	1	2	3	4	0	1	0	2	2	1	0	0	10
Kampong Chhnang	12	1	2	0	1	0	1	0	5	0	0	0	0	2
Kampong Speu	31	1	2	9	1	1	2	1	3	0	5	0	0	6
Kampong Thom	22	1	0	3	4	2	0	0	0	1	2	0	0	9
Kampot	78	2	5	16	5	0	0	0	10	1	11	0	0	28
Kandal	130	1	2	12	4	2	1	1	11	3	38	0	0	55
Kep	18	1	1	5	4	5	0	0	1	0	0	0	0	1
Koh Kong	58	1	2	5	0	1	0	0	0	6	0	0	0	43
Kratie	3	1	2	0	0	0	0	0	0	0	0	0	0	0
Mondul Kiri	54	3	2	1	0	0	0	1	11	0	31	0	0	5
Otdar Meanchey	9	1	1	2	1	0	0	0	0	0	0	0	0	4
Pailin	13	1	1	4	2	0	0	0	2	0	1	0	0	2
Phnom Penh	586	7	19	60	31	13	21	0	0	12	132	8	11	272
Preah Sihanouk	55	2	2	1	0	0	0	0	44	0	2	0	0	4
Preah Vihear	51	2	1	5	0	3	0	0	3	1	7	0	0	29
Prey Veng	34	1	1	1	1	0	0	0	9	0	1	0	0	20
Pursat	20	2	4	2	1	0	0	0	1	0	0	0	0	10
Ratanak Kiri	61	1	1	2	2	0	0	0	9	1	2	0	0	43
Siem Reap	78	2	6	23	6	1	0	0	0	7	21	2	0	10
Stung Treng	17	1	1	3	3	1	0	0	3	1	0	0	0	4
Svay Rieng	21	1	3	1	3	1	0	0	1	0	2	0	0	9
Takeo	38	6	7	5	1	1	0	0	1	0	6	0	3	8
Tbong Khmum	14	1	0	2	0	0	0	0	0	1	1	0	0	9
Whole Country	1,238	38	57	137	87	35	28	5	153	32	206	10	16	434

Table 7 A - Non- Formal Student Age 15-19 by Province (MLVT Public Training Institutions and MLVT Registered Training Institutions)

Province	Enrollment						Drop Out						Graduation						
	Grand Total		Public		Private		Grand Total		Public		Private		Grand Total		Public		Private		
	Total	Female	Total	Female	Total	Female	Total	Female	Total	Female	Total	Female	Total	Female	Total	Female	Total	Female	
Banteay Meanchey	-	-	-	-	-	-	N/A	N/A	N/A	N/A	N/A	N/A	N/A	N/A	N/A	N/A	N/A	N/A	N/A
Battambang	-	-	-	-	-	-	N/A	N/A	N/A	N/A	N/A	N/A	N/A	N/A	N/A	N/A	N/A	N/A	N/A
Kampong Cham	-	-	-	-	-	-	N/A	N/A	N/A	N/A	N/A	N/A	N/A	N/A	N/A	N/A	N/A	N/A	N/A
Kampong Chhnang	-	-	-	-	-	-	N/A	N/A	N/A	N/A	N/A	N/A	N/A	N/A	N/A	N/A	N/A	N/A	N/A
Kampong Speu	-	-	-	-	-	-	N/A	N/A	N/A	N/A	N/A	N/A	N/A	N/A	N/A	N/A	N/A	N/A	N/A
Kampong Thom	-	-	-	-	-	-	N/A	N/A	N/A	N/A	N/A	N/A	N/A	N/A	N/A	N/A	N/A	N/A	N/A
Kampot	-	-	-	-	-	-	N/A	N/A	N/A	N/A	N/A	N/A	N/A	N/A	N/A	N/A	N/A	N/A	N/A
Kandal	-	-	-	-	-	-	N/A	N/A	N/A	N/A	N/A	N/A	N/A	N/A	N/A	N/A	N/A	N/A	N/A
Kep	-	-	-	-	-	-	N/A	N/A	N/A	N/A	N/A	N/A	N/A	N/A	N/A	N/A	N/A	N/A	N/A
Koh Kong	-	-	-	-	-	-	N/A	N/A	N/A	N/A	N/A	N/A	N/A	N/A	N/A	N/A	N/A	N/A	N/A
Kratie	-	-	-	-	-	-	N/A	N/A	N/A	N/A	N/A	N/A	N/A	N/A	N/A	N/A	N/A	N/A	N/A
Mondul Kiri	-	-	-	-	-	-	N/A	N/A	N/A	N/A	N/A	N/A	N/A	N/A	N/A	N/A	N/A	N/A	N/A
Otdar Meanchey	-	-	-	-	-	-	N/A	N/A	N/A	N/A	N/A	N/A	N/A	N/A	N/A	N/A	N/A	N/A	N/A
Pailin	-	-	-	-	-	-	N/A	N/A	N/A	N/A	N/A	N/A	N/A	N/A	N/A	N/A	N/A	N/A	N/A
Phnom Penh	-	-	-	-	-	-	N/A	N/A	N/A	N/A	N/A	N/A	N/A	N/A	N/A	N/A	N/A	N/A	N/A
Preah Sihanouk	-	-	-	-	-	-	N/A	N/A	N/A	N/A	N/A	N/A	N/A	N/A	N/A	N/A	N/A	N/A	N/A
Preah Vihear	-	-	-	-	-	-	N/A	N/A	N/A	N/A	N/A	N/A	N/A	N/A	N/A	N/A	N/A	N/A	N/A
Prey Veng	-	-	-	-	-	-	N/A	N/A	N/A	N/A	N/A	N/A	N/A	N/A	N/A	N/A	N/A	N/A	N/A
Pursat	-	-	-	-	-	-	N/A	N/A	N/A	N/A	N/A	N/A	N/A	N/A	N/A	N/A	N/A	N/A	N/A
Ratanak Kiri	-	-	-	-	-	-	N/A	N/A	N/A	N/A	N/A	N/A	N/A	N/A	N/A	N/A	N/A	N/A	N/A
Siem Reap	-	-	-	-	-	-	N/A	N/A	N/A	N/A	N/A	N/A	N/A	N/A	N/A	N/A	N/A	N/A	N/A
Stung Treng	-	-	-	-	-	-	N/A	N/A	N/A	N/A	N/A	N/A	N/A	N/A	N/A	N/A	N/A	N/A	N/A
Svay Rieng	-	-	-	-	-	-	N/A	N/A	N/A	N/A	N/A	N/A	N/A	N/A	N/A	N/A	N/A	N/A	N/A
Takeo	-	-	-	-	-	-	N/A	N/A	N/A	N/A	N/A	N/A	N/A	N/A	N/A	N/A	N/A	N/A	N/A
Tbong Khmum	-	-	-	-	-	-	N/A	N/A	N/A	N/A	N/A	N/A	N/A	N/A	N/A	N/A	N/A	N/A	N/A
Whole Country	-	-	-	-	-	-	N/A	N/A	N/A	N/A	N/A	N/A	N/A	N/A	N/A	N/A	N/A	N/A	N/A

Table 7 B - Non- Formal Student Age 20-24 by Province (MLVT Public Training Institutions and MLVT Registered Training Institutions)

Province	Enrollment						Drop Out						Graduation					
	Grand Total		Public		Private		Grand Total		Public		Private		Grand Total		Public		Private	
	Total	Female	Total	Female	Total	Female	Total	Female	Total	Female	Total	Female	Total	Female	Total	Female	Total	Female
Banteay Meanchey	208	67	208	67	-	-	N/A	N/A	N/A	N/A	N/A	N/A	N/A	N/A	N/A	N/A	N/A	N/A
Battambang	889	444	889	444	-	-	N/A	N/A	N/A	N/A	N/A	N/A	N/A	N/A	N/A	N/A	N/A	N/A
Kampong Cham	155	106	155	106	-	-	N/A	N/A	N/A	N/A	N/A	N/A	N/A	N/A	N/A	N/A	N/A	N/A
Kampong Chhnang	90	49	90	49	-	-	N/A	N/A	N/A	N/A	N/A	N/A	N/A	N/A	N/A	N/A	N/A	N/A
Kampong Speu	108	54	108	54	-	-	N/A	N/A	N/A	N/A	N/A	N/A	N/A	N/A	N/A	N/A	N/A	N/A
Kampong Thom	186	128	186	128	-	-	N/A	N/A	N/A	N/A	N/A	N/A	N/A	N/A	N/A	N/A	N/A	N/A
Kampot	476	251	476	251	-	-	N/A	N/A	N/A	N/A	N/A	N/A	N/A	N/A	N/A	N/A	N/A	N/A
Kandal	204	73	204	73	-	-	N/A	N/A	N/A	N/A	N/A	N/A	N/A	N/A	N/A	N/A	N/A	N/A
Kep	57	37	57	37	-	-	N/A	N/A	N/A	N/A	N/A	N/A	N/A	N/A	N/A	N/A	N/A	N/A
Koh Kong	56	20	56	20	-	-	N/A	N/A	N/A	N/A	N/A	N/A	N/A	N/A	N/A	N/A	N/A	N/A
Kratie	123	74	123	74	-	-	N/A	N/A	N/A	N/A	N/A	N/A	N/A	N/A	N/A	N/A	N/A	N/A
Mondul Kiri	297	183	297	183	-	-	N/A	N/A	N/A	N/A	N/A	N/A	N/A	N/A	N/A	N/A	N/A	N/A
Otdar Meanchey	64	29	64	29	-	-	N/A	N/A	N/A	N/A	N/A	N/A	N/A	N/A	N/A	N/A	N/A	N/A
Pailin	-	-	-	-	-	-	N/A	N/A	N/A	N/A	N/A	N/A	N/A	N/A	N/A	N/A	N/A	N/A
Phnom Penh	345	77	345	77	-	-	N/A	N/A	N/A	N/A	N/A	N/A	N/A	N/A	N/A	N/A	N/A	N/A
Preah Sihanouk	233	104	233	104	-	-	N/A	N/A	N/A	N/A	N/A	N/A	N/A	N/A	N/A	N/A	N/A	N/A
Preah Vihear	240	146	240	146	-	-	N/A	N/A	N/A	N/A	N/A	N/A	N/A	N/A	N/A	N/A	N/A	N/A
Prey Veng	51	35	51	35	-	-	N/A	N/A	N/A	N/A	N/A	N/A	N/A	N/A	N/A	N/A	N/A	N/A
Pursat	172	75	172	75	-	-	N/A	N/A	N/A	N/A	N/A	N/A	N/A	N/A	N/A	N/A	N/A	N/A
Ratanak Kiri	351	174	351	174	-	-	N/A	N/A	N/A	N/A	N/A	N/A	N/A	N/A	N/A	N/A	N/A	N/A
Siem Reap	423	191	423	191	-	-	N/A	N/A	N/A	N/A	N/A	N/A	N/A	N/A	N/A	N/A	N/A	N/A
Stung Treng	153	108	153	108	-	-	N/A	N/A	N/A	N/A	N/A	N/A	N/A	N/A	N/A	N/A	N/A	N/A
Svay Rieng	190	108	190	108	-	-	N/A	N/A	N/A	N/A	N/A	N/A	N/A	N/A	N/A	N/A	N/A	N/A
Takeo	301	155	301	155	-	-	N/A	N/A	N/A	N/A	N/A	N/A	N/A	N/A	N/A	N/A	N/A	N/A
Tbong Khmum	141	111	141	111	-	-	N/A	N/A	N/A	N/A	N/A	N/A	N/A	N/A	N/A	N/A	N/A	N/A
Whole Country	5,513	2,799	5,513	2,799	-	-	N/A	N/A	N/A	N/A	N/A	N/A	N/A	N/A	N/A	N/A	N/A	N/A

Table 7 C - Non- Formal Student Age 25-29 by Province (MLVT Public Training Institutions and MLVT Registered Training Institutions)

Province	Enrollment						Drop Out						Graduation					
	Grand Total		Public		Private		Grand Total		Public		Private		Grand Total		Public		Private	
	Total	Female	Total	Female	Total	Female	Total	Female	Total	Female	Total	Female	Total	Female	Total	Female	Total	Female
Banteay Meanchey	83	11	83	11	-	-	N/A	N/A	N/A	N/A	N/A	N/A	N/A	N/A	N/A	N/A	N/A	N/A
Battambang	402	218	402	218	-	-	N/A	N/A	N/A	N/A	N/A	N/A	N/A	N/A	N/A	N/A	N/A	N/A
Kampong Cham	66	43	66	43	-	-	N/A	N/A	N/A	N/A	N/A	N/A	N/A	N/A	N/A	N/A	N/A	N/A
Kampong Chhnang	107	50	107	50	-	-	N/A	N/A	N/A	N/A	N/A	N/A	N/A	N/A	N/A	N/A	N/A	N/A
Kampong Speu	34	9	34	9	-	-	N/A	N/A	N/A	N/A	N/A	N/A	N/A	N/A	N/A	N/A	N/A	N/A
Kampong Thom	151	95	151	95	-	-	N/A	N/A	N/A	N/A	N/A	N/A	N/A	N/A	N/A	N/A	N/A	N/A
Kampot	210	147	210	147	-	-	N/A	N/A	N/A	N/A	N/A	N/A	N/A	N/A	N/A	N/A	N/A	N/A
Kandal	53	8	53	8	-	-	N/A	N/A	N/A	N/A	N/A	N/A	N/A	N/A	N/A	N/A	N/A	N/A
Kep	-	-	-	-	-	-	N/A	N/A	N/A	N/A	N/A	N/A	N/A	N/A	N/A	N/A	N/A	N/A
Koh Kong	96	41	96	41	-	-	N/A	N/A	N/A	N/A	N/A	N/A	N/A	N/A	N/A	N/A	N/A	N/A
Kratie	101	63	101	63	-	-	N/A	N/A	N/A	N/A	N/A	N/A	N/A	N/A	N/A	N/A	N/A	N/A
Mondul Kiri	122	75	122	75	-	-	N/A	N/A	N/A	N/A	N/A	N/A	N/A	N/A	N/A	N/A	N/A	N/A
Otdar Meanchey	44	27	44	27	-	-	N/A	N/A	N/A	N/A	N/A	N/A	N/A	N/A	N/A	N/A	N/A	N/A
Pailin	-	-	-	-	-	-	N/A	N/A	N/A	N/A	N/A	N/A	N/A	N/A	N/A	N/A	N/A	N/A
Phnom Penh	178	41	178	41	-	-	N/A	N/A	N/A	N/A	N/A	N/A	N/A	N/A	N/A	N/A	N/A	N/A
Preah Sihanouk	99	22	99	22	-	-	N/A	N/A	N/A	N/A	N/A	N/A	N/A	N/A	N/A	N/A	N/A	N/A
Preah Vihear	82	66	82	66	-	-	N/A	N/A	N/A	N/A	N/A	N/A	N/A	N/A	N/A	N/A	N/A	N/A
Prey Veng	52	22	52	22	-	-	N/A	N/A	N/A	N/A	N/A	N/A	N/A	N/A	N/A	N/A	N/A	N/A
Pursat	136	76	136	76	-	-	N/A	N/A	N/A	N/A	N/A	N/A	N/A	N/A	N/A	N/A	N/A	N/A
Ratanak Kiri	206	100	206	100	-	-	N/A	N/A	N/A	N/A	N/A	N/A	N/A	N/A	N/A	N/A	N/A	N/A
Siem Reap	312	207	312	207	-	-	N/A	N/A	N/A	N/A	N/A	N/A	N/A	N/A	N/A	N/A	N/A	N/A
Stung Treng	50	31	50	31	-	-	N/A	N/A	N/A	N/A	N/A	N/A	N/A	N/A	N/A	N/A	N/A	N/A
Svay Rieng	85	47	85	47	-	-	N/A	N/A	N/A	N/A	N/A	N/A	N/A	N/A	N/A	N/A	N/A	N/A
Takeo	84	35	84	35	-	-	N/A	N/A	N/A	N/A	N/A	N/A	N/A	N/A	N/A	N/A	N/A	N/A
Tbong Khmum	89	55	89	55	-	-	N/A	N/A	N/A	N/A	N/A	N/A	N/A	N/A	N/A	N/A	N/A	N/A
Whole Country	2,842	1,489	2,842	1,489	-	-	N/A	N/A	N/A	N/A	N/A	N/A	N/A	N/A	N/A	N/A	N/A	N/A

Table 7 D - Non- Formal Student Age 30-34 by Province (MLVT Public Training Institutions and MLVT Registered Training Institutions)

Province	Enrollment						Drop Out						Graduation					
	Grand Total		Public		Private		Grand Total		Public		Private		Grand Total		Public		Private	
	Total	Female	Total	Female	Total	Female	Total	Female	Total	Female	Total	Female	Total	Female	Total	Female	Total	Female
Banteay Meanchey	43	7	43	7	-	-	N/A	N/A	N/A	N/A	N/A	N/A	N/A	N/A	N/A	N/A	N/A	N/A
Battambang	426	277	426	277	-	-	N/A	N/A	N/A	N/A	N/A	N/A	N/A	N/A	N/A	N/A	N/A	N/A
Kampong Cham	48	30	48	30	-	-	N/A	N/A	N/A	N/A	N/A	N/A	N/A	N/A	N/A	N/A	N/A	N/A
Kampong Chhnang	92	46	92	46	-	-	N/A	N/A	N/A	N/A	N/A	N/A	N/A	N/A	N/A	N/A	N/A	N/A
Kampong Speu	49	17	49	17	-	-	N/A	N/A	N/A	N/A	N/A	N/A	N/A	N/A	N/A	N/A	N/A	N/A
Kampong Thom	226	164	226	164	-	-	N/A	N/A	N/A	N/A	N/A	N/A	N/A	N/A	N/A	N/A	N/A	N/A
Kampot	246	168	246	168	-	-	N/A	N/A	N/A	N/A	N/A	N/A	N/A	N/A	N/A	N/A	N/A	N/A
Kandal	57	11	57	11	-	-	N/A	N/A	N/A	N/A	N/A	N/A	N/A	N/A	N/A	N/A	N/A	N/A
Kep	184	112	184	112	-	-	N/A	N/A	N/A	N/A	N/A	N/A	N/A	N/A	N/A	N/A	N/A	N/A
Koh Kong	110	61	110	61	-	-	N/A	N/A	N/A	N/A	N/A	N/A	N/A	N/A	N/A	N/A	N/A	N/A
Kratie	96	40	96	40	-	-	N/A	N/A	N/A	N/A	N/A	N/A	N/A	N/A	N/A	N/A	N/A	N/A
Mondul Kiri	120	80	120	80	-	-	N/A	N/A	N/A	N/A	N/A	N/A	N/A	N/A	N/A	N/A	N/A	N/A
Otdar Meanchey	47	20	47	20	-	-	N/A	N/A	N/A	N/A	N/A	N/A	N/A	N/A	N/A	N/A	N/A	N/A
Pailin	-	-	-	-	-	-	N/A	N/A	N/A	N/A	N/A	N/A	N/A	N/A	N/A	N/A	N/A	N/A
Phnom Penh	130	27	130	27	-	-	N/A	N/A	N/A	N/A	N/A	N/A	N/A	N/A	N/A	N/A	N/A	N/A
Preah Sihanouk	88	30	88	30	-	-	N/A	N/A	N/A	N/A	N/A	N/A	N/A	N/A	N/A	N/A	N/A	N/A
Preah Vihear	79	58	79	58	-	-	N/A	N/A	N/A	N/A	N/A	N/A	N/A	N/A	N/A	N/A	N/A	N/A
Prey Veng	38	19	38	19	-	-	N/A	N/A	N/A	N/A	N/A	N/A	N/A	N/A	N/A	N/A	N/A	N/A
Pursat	144	88	144	88	-	-	N/A	N/A	N/A	N/A	N/A	N/A	N/A	N/A	N/A	N/A	N/A	N/A
Ratanak Kiri	187	91	187	91	-	-	N/A	N/A	N/A	N/A	N/A	N/A	N/A	N/A	N/A	N/A	N/A	N/A
Siem Reap	314	239	314	239	-	-	N/A	N/A	N/A	N/A	N/A	N/A	N/A	N/A	N/A	N/A	N/A	N/A
Stung Treng	39	26	39	26	-	-	N/A	N/A	N/A	N/A	N/A	N/A	N/A	N/A	N/A	N/A	N/A	N/A
Svay Rieng	138	90	138	90	-	-	N/A	N/A	N/A	N/A	N/A	N/A	N/A	N/A	N/A	N/A	N/A	N/A
Takeo	106	56	106	56	-	-	N/A	N/A	N/A	N/A	N/A	N/A	N/A	N/A	N/A	N/A	N/A	N/A
Tbong Khmum	129	50	129	50	-	-	N/A	N/A	N/A	N/A	N/A	N/A	N/A	N/A	N/A	N/A	N/A	N/A
Whole Country	3,136	1,807	3,136	1,807	-	-	N/A	N/A	N/A	N/A	N/A	N/A	N/A	N/A	N/A	N/A	N/A	N/A

Table 7 E - Non- Formal Student Age 35-39 by Province (MLVT Public Training Institutions and MLVT Registered Training Institutions)

Province	Enrollment						Drop Out						Graduation					
	Grand Total		Public		Private		Grand Total		Public		Private		Grand Total		Public		Private	
	Total	Female	Total	Female	Total	Female	Total	Female	Total	Female	Total	Female	Total	Female	Total	Female	Total	Female
Banteay Meanchey	16	-	16	-	-	-	N/A	N/A	N/A	N/A	N/A	N/A	N/A	N/A	N/A	N/A	N/A	N/A
Battambang	367	235	367	235	-	-	N/A	N/A	N/A	N/A	N/A	N/A	N/A	N/A	N/A	N/A	N/A	N/A
Kampong Cham	42	21	42	21	-	-	N/A	N/A	N/A	N/A	N/A	N/A	N/A	N/A	N/A	N/A	N/A	N/A
Kampong Chhnang	105	59	105	59	-	-	N/A	N/A	N/A	N/A	N/A	N/A	N/A	N/A	N/A	N/A	N/A	N/A
Kampong Speu	64	31	64	31	-	-	N/A	N/A	N/A	N/A	N/A	N/A	N/A	N/A	N/A	N/A	N/A	N/A
Kampong Thom	290	219	290	219	-	-	N/A	N/A	N/A	N/A	N/A	N/A	N/A	N/A	N/A	N/A	N/A	N/A
Kampot	295	215	295	215	-	-	N/A	N/A	N/A	N/A	N/A	N/A	N/A	N/A	N/A	N/A	N/A	N/A
Kandal	46	12	46	12	-	-	N/A	N/A	N/A	N/A	N/A	N/A	N/A	N/A	N/A	N/A	N/A	N/A
Kep	302	212	302	212	-	-	N/A	N/A	N/A	N/A	N/A	N/A	N/A	N/A	N/A	N/A	N/A	N/A
Koh Kong	107	56	107	56	-	-	N/A	N/A	N/A	N/A	N/A	N/A	N/A	N/A	N/A	N/A	N/A	N/A
Kratie	95	40	95	40	-	-	N/A	N/A	N/A	N/A	N/A	N/A	N/A	N/A	N/A	N/A	N/A	N/A
Mondul Kiri	104	62	104	62	-	-	N/A	N/A	N/A	N/A	N/A	N/A	N/A	N/A	N/A	N/A	N/A	N/A
Otdar Meanchey	46	19	46	19	-	-	N/A	N/A	N/A	N/A	N/A	N/A	N/A	N/A	N/A	N/A	N/A	N/A
Pailin	-	-	-	-	-	-	N/A	N/A	N/A	N/A	N/A	N/A	N/A	N/A	N/A	N/A	N/A	N/A
Phnom Penh	104	26	104	26	-	-	N/A	N/A	N/A	N/A	N/A	N/A	N/A	N/A	N/A	N/A	N/A	N/A
Preah Sihanouk	67	31	67	31	-	-	N/A	N/A	N/A	N/A	N/A	N/A	N/A	N/A	N/A	N/A	N/A	N/A
Preah Vihear	58	51	58	51	-	-	N/A	N/A	N/A	N/A	N/A	N/A	N/A	N/A	N/A	N/A	N/A	N/A
Prey Veng	89	39	89	39	-	-	N/A	N/A	N/A	N/A	N/A	N/A	N/A	N/A	N/A	N/A	N/A	N/A
Pursat	148	105	148	105	-	-	N/A	N/A	N/A	N/A	N/A	N/A	N/A	N/A	N/A	N/A	N/A	N/A
Ratanak Kiri	164	77	164	77	-	-	N/A	N/A	N/A	N/A	N/A	N/A	N/A	N/A	N/A	N/A	N/A	N/A
Siem Reap	393	302	393	302	-	-	N/A	N/A	N/A	N/A	N/A	N/A	N/A	N/A	N/A	N/A	N/A	N/A
Stung Treng	35	22	35	22	-	-	N/A	N/A	N/A	N/A	N/A	N/A	N/A	N/A	N/A	N/A	N/A	N/A
Svay Rieng	232	154	232	154	-	-	N/A	N/A	N/A	N/A	N/A	N/A	N/A	N/A	N/A	N/A	N/A	N/A
Takeo	149	76	149	76	-	-	N/A	N/A	N/A	N/A	N/A	N/A	N/A	N/A	N/A	N/A	N/A	N/A
Tbong Khmum	104	40	104	40	-	-	N/A	N/A	N/A	N/A	N/A	N/A	N/A	N/A	N/A	N/A	N/A	N/A
Whole Country	3,422	2,104	3,422	2,104	-	-	N/A	N/A	N/A	N/A	N/A	N/A	N/A	N/A	N/A	N/A	N/A	N/A

Table 7 F - Non- Formal Student Age 40-44 by Province (MLVT Public Training Institutions and MLVT Registered Training Institutions)

Province	Enrollment						Drop Out						Graduation					
	Grand Total		Public		Private		Grand Total		Public		Private		Grand Total		Public		Private	
	Total	Female	Total	Female	Total	Female	Total	Female	Total	Female	Total	Female	Total	Female	Total	Female	Total	Female
Banteay Meanchey	3	1	3	1	-	-	N/A	N/A	N/A	N/A	N/A	N/A	N/A	N/A	N/A	N/A	N/A	N/A
Battambang	282	180	282	180	-	-	N/A	N/A	N/A	N/A	N/A	N/A	N/A	N/A	N/A	N/A	N/A	N/A
Kampong Cham	65	38	65	38	-	-	N/A	N/A	N/A	N/A	N/A	N/A	N/A	N/A	N/A	N/A	N/A	N/A
Kampong Chhnang	66	46	66	46	-	-	N/A	N/A	N/A	N/A	N/A	N/A	N/A	N/A	N/A	N/A	N/A	N/A
Kampong Speu	44	32	44	32	-	-	N/A	N/A	N/A	N/A	N/A	N/A	N/A	N/A	N/A	N/A	N/A	N/A
Kampong Thom	207	165	207	165	-	-	N/A	N/A	N/A	N/A	N/A	N/A	N/A	N/A	N/A	N/A	N/A	N/A
Kampot	228	156	228	156	-	-	N/A	N/A	N/A	N/A	N/A	N/A	N/A	N/A	N/A	N/A	N/A	N/A
Kandal	40	10	40	10	-	-	N/A	N/A	N/A	N/A	N/A	N/A	N/A	N/A	N/A	N/A	N/A	N/A
Kep	-	-	-	-	-	-	N/A	N/A	N/A	N/A	N/A	N/A	N/A	N/A	N/A	N/A	N/A	N/A
Koh Kong	46	29	46	29	-	-	N/A	N/A	N/A	N/A	N/A	N/A	N/A	N/A	N/A	N/A	N/A	N/A
Kratie	80	46	80	46	-	-	N/A	N/A	N/A	N/A	N/A	N/A	N/A	N/A	N/A	N/A	N/A	N/A
Mondul Kiri	96	65	96	65	-	-	N/A	N/A	N/A	N/A	N/A	N/A	N/A	N/A	N/A	N/A	N/A	N/A
Otdar Meanchey	30	12	30	12	-	-	N/A	N/A	N/A	N/A	N/A	N/A	N/A	N/A	N/A	N/A	N/A	N/A
Pailin	-	-	-	-	-	-	N/A	N/A	N/A	N/A	N/A	N/A	N/A	N/A	N/A	N/A	N/A	N/A
Phnom Penh	28	8	28	8	-	-	N/A	N/A	N/A	N/A	N/A	N/A	N/A	N/A	N/A	N/A	N/A	N/A
Preah Sihanouk	37	23	37	23	-	-	N/A	N/A	N/A	N/A	N/A	N/A	N/A	N/A	N/A	N/A	N/A	N/A
Preah Vihear	56	44	56	44	-	-	N/A	N/A	N/A	N/A	N/A	N/A	N/A	N/A	N/A	N/A	N/A	N/A
Prey Veng	62	29	62	29	-	-	N/A	N/A	N/A	N/A	N/A	N/A	N/A	N/A	N/A	N/A	N/A	N/A
Pursat	90	67	90	67	-	-	N/A	N/A	N/A	N/A	N/A	N/A	N/A	N/A	N/A	N/A	N/A	N/A
Ratanak Kiri	143	76	143	76	-	-	N/A	N/A	N/A	N/A	N/A	N/A	N/A	N/A	N/A	N/A	N/A	N/A
Siem Reap	249	201	249	201	-	-	N/A	N/A	N/A	N/A	N/A	N/A	N/A	N/A	N/A	N/A	N/A	N/A
Stung Treng	18	10	18	10	-	-	N/A	N/A	N/A	N/A	N/A	N/A	N/A	N/A	N/A	N/A	N/A	N/A
Svay Rieng	200	139	200	139	-	-	N/A	N/A	N/A	N/A	N/A	N/A	N/A	N/A	N/A	N/A	N/A	N/A
Takeo	141	82	141	82	-	-	N/A	N/A	N/A	N/A	N/A	N/A	N/A	N/A	N/A	N/A	N/A	N/A
Tbong Khmum	49	19	49	19	-	-	N/A	N/A	N/A	N/A	N/A	N/A	N/A	N/A	N/A	N/A	N/A	N/A
Whole Country	2,260	1,478	2,260	1,478	-	-	N/A	N/A	N/A	N/A	N/A	N/A	N/A	N/A	N/A	N/A	N/A	N/A

Table 7 G - Non- Formal Student Age 44-49 by Province (MLVT Public Training Institutions and MLVT Registered Training Institutions)

Province	Enrollment						Drop Out						Graduation					
	Grand Total		Public		Private		Grand Total		Public		Private		Grand Total		Public		Private	
	Total	Female	Total	Female	Total	Female	Total	Female	Total	Female	Total	Female	Total	Female	Total	Female	Total	Female
Banteay Meanchey	4	-	4	-	-	-	N/A	N/A	N/A	N/A	N/A	N/A	N/A	N/A	N/A	N/A	N/A	N/A
Battambang	286	195	286	195	-	-	N/A	N/A	N/A	N/A	N/A	N/A	N/A	N/A	N/A	N/A	N/A	N/A
Kampong Cham	55	33	55	33	-	-	N/A	N/A	N/A	N/A	N/A	N/A	N/A	N/A	N/A	N/A	N/A	N/A
Kampong Chhnang	62	51	62	51	-	-	N/A	N/A	N/A	N/A	N/A	N/A	N/A	N/A	N/A	N/A	N/A	N/A
Kampong Speu	59	45	59	45	-	-	N/A	N/A	N/A	N/A	N/A	N/A	N/A	N/A	N/A	N/A	N/A	N/A
Kampong Thom	224	183	224	183	-	-	N/A	N/A	N/A	N/A	N/A	N/A	N/A	N/A	N/A	N/A	N/A	N/A
Kampot	287	193	287	193	-	-	N/A	N/A	N/A	N/A	N/A	N/A	N/A	N/A	N/A	N/A	N/A	N/A
Kandal	20	8	20	8	-	-	N/A	N/A	N/A	N/A	N/A	N/A	N/A	N/A	N/A	N/A	N/A	N/A
Kep	27	25	27	25	-	-	N/A	N/A	N/A	N/A	N/A	N/A	N/A	N/A	N/A	N/A	N/A	N/A
Koh Kong	61	38	61	38	-	-	N/A	N/A	N/A	N/A	N/A	N/A	N/A	N/A	N/A	N/A	N/A	N/A
Kratie	51	27	51	27	-	-	N/A	N/A	N/A	N/A	N/A	N/A	N/A	N/A	N/A	N/A	N/A	N/A
Mondul Kiri	104	63	104	63	-	-	N/A	N/A	N/A	N/A	N/A	N/A	N/A	N/A	N/A	N/A	N/A	N/A
Otdar Meanchey	23	14	23	14	-	-	N/A	N/A	N/A	N/A	N/A	N/A	N/A	N/A	N/A	N/A	N/A	N/A
Pailin	-	-	-	-	-	-	N/A	N/A	N/A	N/A	N/A	N/A	N/A	N/A	N/A	N/A	N/A	N/A
Phnom Penh	20	10	20	10	-	-	N/A	N/A	N/A	N/A	N/A	N/A	N/A	N/A	N/A	N/A	N/A	N/A
Preah Sihanouk	43	32	43	32	-	-	N/A	N/A	N/A	N/A	N/A	N/A	N/A	N/A	N/A	N/A	N/A	N/A
Preah Vihear	39	31	39	31	-	-	N/A	N/A	N/A	N/A	N/A	N/A	N/A	N/A	N/A	N/A	N/A	N/A
Prey Veng	72	38	72	38	-	-	N/A	N/A	N/A	N/A	N/A	N/A	N/A	N/A	N/A	N/A	N/A	N/A
Pursat	107	77	107	77	-	-	N/A	N/A	N/A	N/A	N/A	N/A	N/A	N/A	N/A	N/A	N/A	N/A
Ratanak Kiri	98	48	98	48	-	-	N/A	N/A	N/A	N/A	N/A	N/A	N/A	N/A	N/A	N/A	N/A	N/A
Siem Reap	234	184	234	184	-	-	N/A	N/A	N/A	N/A	N/A	N/A	N/A	N/A	N/A	N/A	N/A	N/A
Stung Treng	19	15	19	15	-	-	N/A	N/A	N/A	N/A	N/A	N/A	N/A	N/A	N/A	N/A	N/A	N/A
Svay Rieng	331	231	331	231	-	-	N/A	N/A	N/A	N/A	N/A	N/A	N/A	N/A	N/A	N/A	N/A	N/A
Takeo	152	92	152	92	-	-	N/A	N/A	N/A	N/A	N/A	N/A	N/A	N/A	N/A	N/A	N/A	N/A
Tbong Khmum	35	17	35	17	-	-	N/A	N/A	N/A	N/A	N/A	N/A	N/A	N/A	N/A	N/A	N/A	N/A
Whole Country	2,413	1,650	2,413	1,650	-	-	N/A	N/A	N/A	N/A	N/A	N/A	N/A	N/A	N/A	N/A	N/A	N/A

Table 7 H - Non- Formal Student Age 50-54 by Province (MLVT Public Training Institutions and MLVT Registered Training Institutions)

Province	Enrollment						Drop Out						Graduation					
	Grand Total		Public		Private		Grand Total		Public		Private		Grand Total		Public		Private	
	Total	Female	Total	Female	Total	Female	Total	Female	Total	Female	Total	Female	Total	Female	Total	Female	Total	Female
Banteay Meanchey	3	-	3	-	-	-	N/A	N/A	N/A	N/A	N/A	N/A	N/A	N/A	N/A	N/A	N/A	N/A
Battambang	248	142	248	142	-	-	N/A	N/A	N/A	N/A	N/A	N/A	N/A	N/A	N/A	N/A	N/A	N/A
Kampong Cham	41	23	41	23	-	-	N/A	N/A	N/A	N/A	N/A	N/A	N/A	N/A	N/A	N/A	N/A	N/A
Kampong Chhnang	80	62	80	62	-	-	N/A	N/A	N/A	N/A	N/A	N/A	N/A	N/A	N/A	N/A	N/A	N/A
Kampong Speu	74	51	74	51	-	-	N/A	N/A	N/A	N/A	N/A	N/A	N/A	N/A	N/A	N/A	N/A	N/A
Kampong Thom	213	150	213	150	-	-	N/A	N/A	N/A	N/A	N/A	N/A	N/A	N/A	N/A	N/A	N/A	N/A
Kampot	241	162	241	162	-	-	N/A	N/A	N/A	N/A	N/A	N/A	N/A	N/A	N/A	N/A	N/A	N/A
Kandal	33	13	33	13	-	-	N/A	N/A	N/A	N/A	N/A	N/A	N/A	N/A	N/A	N/A	N/A	N/A
Kep	104	90	104	90	-	-	N/A	N/A	N/A	N/A	N/A	N/A	N/A	N/A	N/A	N/A	N/A	N/A
Koh Kong	32	15	32	15	-	-	N/A	N/A	N/A	N/A	N/A	N/A	N/A	N/A	N/A	N/A	N/A	N/A
Kratie	34	16	34	16	-	-	N/A	N/A	N/A	N/A	N/A	N/A	N/A	N/A	N/A	N/A	N/A	N/A
Mondul Kiri	75	51	75	51	-	-	N/A	N/A	N/A	N/A	N/A	N/A	N/A	N/A	N/A	N/A	N/A	N/A
Otdar Meanchey	28	23	28	23	-	-	N/A	N/A	N/A	N/A	N/A	N/A	N/A	N/A	N/A	N/A	N/A	N/A
Pailin	-	-	-	-	-	-	N/A	N/A	N/A	N/A	N/A	N/A	N/A	N/A	N/A	N/A	N/A	N/A
Phnom Penh	10	5	10	5	-	-	N/A	N/A	N/A	N/A	N/A	N/A	N/A	N/A	N/A	N/A	N/A	N/A
Preah Sihanouk	51	36	51	36	-	-	N/A	N/A	N/A	N/A	N/A	N/A	N/A	N/A	N/A	N/A	N/A	N/A
Preah Vihear	50	34	50	34	-	-	N/A	N/A	N/A	N/A	N/A	N/A	N/A	N/A	N/A	N/A	N/A	N/A
Prey Veng	74	33	74	33	-	-	N/A	N/A	N/A	N/A	N/A	N/A	N/A	N/A	N/A	N/A	N/A	N/A
Pursat	137	96	137	96	-	-	N/A	N/A	N/A	N/A	N/A	N/A	N/A	N/A	N/A	N/A	N/A	N/A
Ratanak Kiri	86	38	86	38	-	-	N/A	N/A	N/A	N/A	N/A	N/A	N/A	N/A	N/A	N/A	N/A	N/A
Siem Reap	253	202	253	202	-	-	N/A	N/A	N/A	N/A	N/A	N/A	N/A	N/A	N/A	N/A	N/A	N/A
Stung Treng	15	10	15	10	-	-	N/A	N/A	N/A	N/A	N/A	N/A	N/A	N/A	N/A	N/A	N/A	N/A
Svay Rieng	322	198	322	198	-	-	N/A	N/A	N/A	N/A	N/A	N/A	N/A	N/A	N/A	N/A	N/A	N/A
Takeo	161	89	161	89	-	-	N/A	N/A	N/A	N/A	N/A	N/A	N/A	N/A	N/A	N/A	N/A	N/A
Tbong Khmum	25	16	25	16	-	-	N/A	N/A	N/A	N/A	N/A	N/A	N/A	N/A	N/A	N/A	N/A	N/A
Whole Country	2,390	1,555	2,390	1,555	-	-	N/A	N/A	N/A	N/A	N/A	N/A	N/A	N/A	N/A	N/A	N/A	N/A

Table 7 I - Non- Formal Student Age 55-59 by Province (MLVT Public Training Institutions and MLVT Registered Training Institutions)

Province	Enrollment						Drop Out						Graduation					
	Grand Total		Public		Private		Grand Total		Public		Private		Grand Total		Public		Private	
	Total	Female	Total	Female	Total	Female	Total	Female	Total	Female	Total	Female	Total	Female	Total	Female	Total	Female
Banteay Meanchey	-	-	-	-	-	-	N/A	N/A	N/A	N/A	N/A	N/A	N/A	N/A	N/A	N/A	N/A	N/A
Battambang	288	178	288	178	-	-	N/A	N/A	N/A	N/A	N/A	N/A	N/A	N/A	N/A	N/A	N/A	N/A
Kampong Cham	46	28	46	28	-	-	N/A	N/A	N/A	N/A	N/A	N/A	N/A	N/A	N/A	N/A	N/A	N/A
Kampong Chhnang	51	42	51	42	-	-	N/A	N/A	N/A	N/A	N/A	N/A	N/A	N/A	N/A	N/A	N/A	N/A
Kampong Speu	79	61	79	61	-	-	N/A	N/A	N/A	N/A	N/A	N/A	N/A	N/A	N/A	N/A	N/A	N/A
Kampong Thom	193	141	193	141	-	-	N/A	N/A	N/A	N/A	N/A	N/A	N/A	N/A	N/A	N/A	N/A	N/A
Kampot	262	164	262	164	-	-	N/A	N/A	N/A	N/A	N/A	N/A	N/A	N/A	N/A	N/A	N/A	N/A
Kandal	34	15	34	15	-	-	N/A	N/A	N/A	N/A	N/A	N/A	N/A	N/A	N/A	N/A	N/A	N/A
Kep	-	-	-	-	-	-	N/A	N/A	N/A	N/A	N/A	N/A	N/A	N/A	N/A	N/A	N/A	N/A
Koh Kong	25	14	25	14	-	-	N/A	N/A	N/A	N/A	N/A	N/A	N/A	N/A	N/A	N/A	N/A	N/A
Kratie	15	6	15	6	-	-	N/A	N/A	N/A	N/A	N/A	N/A	N/A	N/A	N/A	N/A	N/A	N/A
Mondul Kiri	64	37	64	37	-	-	N/A	N/A	N/A	N/A	N/A	N/A	N/A	N/A	N/A	N/A	N/A	N/A
Otdar Meanchey	30	18	30	18	-	-	N/A	N/A	N/A	N/A	N/A	N/A	N/A	N/A	N/A	N/A	N/A	N/A
Pailin	-	-	-	-	-	-	N/A	N/A	N/A	N/A	N/A	N/A	N/A	N/A	N/A	N/A	N/A	N/A
Phnom Penh	7	5	7	5	-	-	N/A	N/A	N/A	N/A	N/A	N/A	N/A	N/A	N/A	N/A	N/A	N/A
Preah Sihanouk	50	30	50	30	-	-	N/A	N/A	N/A	N/A	N/A	N/A	N/A	N/A	N/A	N/A	N/A	N/A
Preah Vihear	57	34	57	34	-	-	N/A	N/A	N/A	N/A	N/A	N/A	N/A	N/A	N/A	N/A	N/A	N/A
Prey Veng	66	22	66	22	-	-	N/A	N/A	N/A	N/A	N/A	N/A	N/A	N/A	N/A	N/A	N/A	N/A
Pursat	132	90	132	90	-	-	N/A	N/A	N/A	N/A	N/A	N/A	N/A	N/A	N/A	N/A	N/A	N/A
Ratanak Kiri	60	23	60	23	-	-	N/A	N/A	N/A	N/A	N/A	N/A	N/A	N/A	N/A	N/A	N/A	N/A
Siem Reap	212	152	212	152	-	-	N/A	N/A	N/A	N/A	N/A	N/A	N/A	N/A	N/A	N/A	N/A	N/A
Stung Treng	17	9	17	9	-	-	N/A	N/A	N/A	N/A	N/A	N/A	N/A	N/A	N/A	N/A	N/A	N/A
Svay Rieng	262	143	262	143	-	-	N/A	N/A	N/A	N/A	N/A	N/A	N/A	N/A	N/A	N/A	N/A	N/A
Takeo	146	86	146	86	-	-	N/A	N/A	N/A	N/A	N/A	N/A	N/A	N/A	N/A	N/A	N/A	N/A
Tbong Khmum	29	16	29	16	-	-	N/A	N/A	N/A	N/A	N/A	N/A	N/A	N/A	N/A	N/A	N/A	N/A
Whole Country	2,125	1,314	2,125	1,314	-	-	N/A	N/A	N/A	N/A	N/A	N/A	N/A	N/A	N/A	N/A	N/A	N/A

Table 7 J - Non- Formal Student Age 60-64 by Province (MLVT Public Training Institutions and MLVT Registered Training Institutions)

Province	Enrollment						Drop Out						Graduation					
	Grand Total		Public		Private		Grand Total		Public		Private		Grand Total		Public		Private	
	Total	Female	Total	Female	Total	Female	Total	Female	Total	Female	Total	Female	Total	Female	Total	Female	Total	Female
Banteay Meanchey	0	0	0	0	-	-	N/A	N/A	N/A	N/A	N/A	N/A	N/A	N/A	N/A	N/A	N/A	N/A
Battambang	236	156	236	156	-	-	N/A	N/A	N/A	N/A	N/A	N/A	N/A	N/A	N/A	N/A	N/A	N/A
Kampong Cham	31	13	31	13	-	-	N/A	N/A	N/A	N/A	N/A	N/A	N/A	N/A	N/A	N/A	N/A	N/A
Kampong Chhnang	37	27	37	27	-	-	N/A	N/A	N/A	N/A	N/A	N/A	N/A	N/A	N/A	N/A	N/A	N/A
Kampong Speu	49	36	49	36	-	-	N/A	N/A	N/A	N/A	N/A	N/A	N/A	N/A	N/A	N/A	N/A	N/A
Kampong Thom	113	74	113	74	-	-	N/A	N/A	N/A	N/A	N/A	N/A	N/A	N/A	N/A	N/A	N/A	N/A
Kampot	179	117	179	117	-	-	N/A	N/A	N/A	N/A	N/A	N/A	N/A	N/A	N/A	N/A	N/A	N/A
Kandal	21	7	21	7	-	-	N/A	N/A	N/A	N/A	N/A	N/A	N/A	N/A	N/A	N/A	N/A	N/A
Kep	35	28	35	28	-	-	N/A	N/A	N/A	N/A	N/A	N/A	N/A	N/A	N/A	N/A	N/A	N/A
Koh Kong	15	9	15	9	-	-	N/A	N/A	N/A	N/A	N/A	N/A	N/A	N/A	N/A	N/A	N/A	N/A
Kratie	7	4	7	4	-	-	N/A	N/A	N/A	N/A	N/A	N/A	N/A	N/A	N/A	N/A	N/A	N/A
Mondul Kiri	37	27	37	27	-	-	N/A	N/A	N/A	N/A	N/A	N/A	N/A	N/A	N/A	N/A	N/A	N/A
Otdar Meanchey	14	7	14	7	-	-	N/A	N/A	N/A	N/A	N/A	N/A	N/A	N/A	N/A	N/A	N/A	N/A
Pailin	0	0	0	0	-	-	N/A	N/A	N/A	N/A	N/A	N/A	N/A	N/A	N/A	N/A	N/A	N/A
Phnom Penh	8	6	8	6	-	-	N/A	N/A	N/A	N/A	N/A	N/A	N/A	N/A	N/A	N/A	N/A	N/A
Preah Sihanouk	24	13	24	13	-	-	N/A	N/A	N/A	N/A	N/A	N/A	N/A	N/A	N/A	N/A	N/A	N/A
Preah Vihear	27	13	27	13	-	-	N/A	N/A	N/A	N/A	N/A	N/A	N/A	N/A	N/A	N/A	N/A	N/A
Prey Veng	36	14	36	14	-	-	N/A	N/A	N/A	N/A	N/A	N/A	N/A	N/A	N/A	N/A	N/A	N/A
Pursat	89	68	89	68	-	-	N/A	N/A	N/A	N/A	N/A	N/A	N/A	N/A	N/A	N/A	N/A	N/A
Ratanak Kiri	43	22	43	22	-	-	N/A	N/A	N/A	N/A	N/A	N/A	N/A	N/A	N/A	N/A	N/A	N/A
Siem Reap	120	77	120	77	-	-	N/A	N/A	N/A	N/A	N/A	N/A	N/A	N/A	N/A	N/A	N/A	N/A
Stung Treng	9	8	9	8	-	-	N/A	N/A	N/A	N/A	N/A	N/A	N/A	N/A	N/A	N/A	N/A	N/A
Svay Rieng	205	124	205	124	-	-	N/A	N/A	N/A	N/A	N/A	N/A	N/A	N/A	N/A	N/A	N/A	N/A
Takeo	81	50	81	50	-	-	N/A	N/A	N/A	N/A	N/A	N/A	N/A	N/A	N/A	N/A	N/A	N/A
Tbong Khmum	4	2	4	2	-	-	N/A	N/A	N/A	N/A	N/A	N/A	N/A	N/A	N/A	N/A	N/A	N/A
Whole Country	1,420	902	1,420	902	-	-	N/A	N/A	N/A	N/A	N/A	N/A	N/A	N/A	N/A	N/A	N/A	N/A

Table 7 K - Non- Formal Student Age 65 Above by Province (MLVT Public Training Institutions and MLVT Registered Training Institutions)

Province	Enrollment						Drop Out						Graduation					
	Grand Total		Public		Private		Grand Total		Public		Private		Grand Total		Public		Private	
	Total	Female	Total	Female	Total	Female	Total	Female	Total	Female	Total	Female	Total	Female	Total	Female	Total	Female
Banteay Meanchey	0	0	0	0	-	-	N/A	N/A	N/A	N/A	N/A	N/A	N/A	N/A	N/A	N/A	N/A	N/A
Battambang	282	157	282	157	-	-	N/A	N/A	N/A	N/A	N/A	N/A	N/A	N/A	N/A	N/A	N/A	N/A
Kampong Cham	42	14	42	14	-	-	N/A	N/A	N/A	N/A	N/A	N/A	N/A	N/A	N/A	N/A	N/A	N/A
Kampong Chhnang	30	19	30	19	-	-	N/A	N/A	N/A	N/A	N/A	N/A	N/A	N/A	N/A	N/A	N/A	N/A
Kampong Speu	50	35	50	35	-	-	N/A	N/A	N/A	N/A	N/A	N/A	N/A	N/A	N/A	N/A	N/A	N/A
Kampong Thom	111	53	111	53	-	-	N/A	N/A	N/A	N/A	N/A	N/A	N/A	N/A	N/A	N/A	N/A	N/A
Kampot	223	107	223	107	-	-	N/A	N/A	N/A	N/A	N/A	N/A	N/A	N/A	N/A	N/A	N/A	N/A
Kandal	42	18	42	18	-	-	N/A	N/A	N/A	N/A	N/A	N/A	N/A	N/A	N/A	N/A	N/A	N/A
Kep	25	22	25	22	-	-	N/A	N/A	N/A	N/A	N/A	N/A	N/A	N/A	N/A	N/A	N/A	N/A
Koh Kong	6	3	6	3	-	-	N/A	N/A	N/A	N/A	N/A	N/A	N/A	N/A	N/A	N/A	N/A	N/A
Kratie	8	4	8	4	-	-	N/A	N/A	N/A	N/A	N/A	N/A	N/A	N/A	N/A	N/A	N/A	N/A
Mondul Kiri	27	15	27	15	-	-	N/A	N/A	N/A	N/A	N/A	N/A	N/A	N/A	N/A	N/A	N/A	N/A
Otdar Meanchey	16	11	16	11	-	-	N/A	N/A	N/A	N/A	N/A	N/A	N/A	N/A	N/A	N/A	N/A	N/A
Pailin	0	0	0	0	-	-	N/A	N/A	N/A	N/A	N/A	N/A	N/A	N/A	N/A	N/A	N/A	N/A
Phnom Penh	11	4	11	4	-	-	N/A	N/A	N/A	N/A	N/A	N/A	N/A	N/A	N/A	N/A	N/A	N/A
Preah Sihanouk	46	23	46	23	-	-	N/A	N/A	N/A	N/A	N/A	N/A	N/A	N/A	N/A	N/A	N/A	N/A
Preah Vihear	18	14	18	14	-	-	N/A	N/A	N/A	N/A	N/A	N/A	N/A	N/A	N/A	N/A	N/A	N/A
Prey Veng	50	14	50	14	-	-	N/A	N/A	N/A	N/A	N/A	N/A	N/A	N/A	N/A	N/A	N/A	N/A
Pursat	101	59	101	59	-	-	N/A	N/A	N/A	N/A	N/A	N/A	N/A	N/A	N/A	N/A	N/A	N/A
Ratanak Kiri	37	20	37	20	-	-	N/A	N/A	N/A	N/A	N/A	N/A	N/A	N/A	N/A	N/A	N/A	N/A
Siem Reap	90	54	90	54	-	-	N/A	N/A	N/A	N/A	N/A	N/A	N/A	N/A	N/A	N/A	N/A	N/A
Stung Treng	5	3	5	3	-	-	N/A	N/A	N/A	N/A	N/A	N/A	N/A	N/A	N/A	N/A	N/A	N/A
Svay Rieng	277	143	277	143	-	-	N/A	N/A	N/A	N/A	N/A	N/A	N/A	N/A	N/A	N/A	N/A	N/A
Takeo	107	37	107	37	-	-	N/A	N/A	N/A	N/A	N/A	N/A	N/A	N/A	N/A	N/A	N/A	N/A
Tbong Khmum	10	5	10	5	-	-	N/A	N/A	N/A	N/A	N/A	N/A	N/A	N/A	N/A	N/A	N/A	N/A
Whole Country	1,614	834	1,614	834	-	-	N/A	N/A	N/A	N/A	N/A	N/A	N/A	N/A	N/A	N/A	N/A	N/A

Table 8 A - Formal Student Age 15-19 by Province (MLVT Public Training Institutions and MLVT Registered Training Institutions)

Province	Enrollment						Drop Out						Graduation					
	Grand Total		Public		Private		Grand Total		Public		Private		Grand Total		Public		Private	
	Total	Female	Total	Female	Total	Female	Total	Female	Total	Female	Total	Female	Total	Female	Total	Female	Total	Female
Banteay Meanchey	0	0	0	0	-	-	N/A	N/A	N/A	N/A	N/A	N/A	N/A	N/A	N/A	N/A	N/A	N/A
Battambang	0	0	0	0	-	-	N/A	N/A	N/A	N/A	N/A	N/A	N/A	N/A	N/A	N/A	N/A	N/A
Kampong Cham	0	0	0	0	-	-	N/A	N/A	N/A	N/A	N/A	N/A	N/A	N/A	N/A	N/A	N/A	N/A
Kampong Chhnang	0	0	0	0	-	-	N/A	N/A	N/A	N/A	N/A	N/A	N/A	N/A	N/A	N/A	N/A	N/A
Kampong Speu	0	0	0	0	-	-	N/A	N/A	N/A	N/A	N/A	N/A	N/A	N/A	N/A	N/A	N/A	N/A
Kampong Thom	0	0	0	0	-	-	N/A	N/A	N/A	N/A	N/A	N/A	N/A	N/A	N/A	N/A	N/A	N/A
Kampot	0	0	0	0	-	-	N/A	N/A	N/A	N/A	N/A	N/A	N/A	N/A	N/A	N/A	N/A	N/A
Kandal	0	0	0	0	-	-	N/A	N/A	N/A	N/A	N/A	N/A	N/A	N/A	N/A	N/A	N/A	N/A
Kep	0	0	0	0	-	-	N/A	N/A	N/A	N/A	N/A	N/A	N/A	N/A	N/A	N/A	N/A	N/A
Koh Kong	0	0	0	0	-	-	N/A	N/A	N/A	N/A	N/A	N/A	N/A	N/A	N/A	N/A	N/A	N/A
Kratie	0	0	0	0	-	-	N/A	N/A	N/A	N/A	N/A	N/A	N/A	N/A	N/A	N/A	N/A	N/A
Mondul Kiri	0	0	0	0	-	-	N/A	N/A	N/A	N/A	N/A	N/A	N/A	N/A	N/A	N/A	N/A	N/A
Otdar Meanchey	0	0	0	0	-	-	N/A	N/A	N/A	N/A	N/A	N/A	N/A	N/A	N/A	N/A	N/A	N/A
Pailin	0	0	0	0	-	-	N/A	N/A	N/A	N/A	N/A	N/A	N/A	N/A	N/A	N/A	N/A	N/A
Phnom Penh	0	0	0	0	-	-	N/A	N/A	N/A	N/A	N/A	N/A	N/A	N/A	N/A	N/A	N/A	N/A
Preah Sihanouk	0	0	0	0	-	-	N/A	N/A	N/A	N/A	N/A	N/A	N/A	N/A	N/A	N/A	N/A	N/A
Preah Vihear	0	0	0	0	-	-	N/A	N/A	N/A	N/A	N/A	N/A	N/A	N/A	N/A	N/A	N/A	N/A
Prey Veng	0	0	0	0	-	-	N/A	N/A	N/A	N/A	N/A	N/A	N/A	N/A	N/A	N/A	N/A	N/A
Pursat	0	0	0	0	-	-	N/A	N/A	N/A	N/A	N/A	N/A	N/A	N/A	N/A	N/A	N/A	N/A
Ratanak Kiri	0	0	0	0	-	-	N/A	N/A	N/A	N/A	N/A	N/A	N/A	N/A	N/A	N/A	N/A	N/A
Siem Reap	0	0	0	0	-	-	N/A	N/A	N/A	N/A	N/A	N/A	N/A	N/A	N/A	N/A	N/A	N/A
Stung Treng	0	0	0	0	-	-	N/A	N/A	N/A	N/A	N/A	N/A	N/A	N/A	N/A	N/A	N/A	N/A
Svay Rieng	0	0	0	0	-	-	N/A	N/A	N/A	N/A	N/A	N/A	N/A	N/A	N/A	N/A	N/A	N/A
Takeo	0	0	0	0	-	-	N/A	N/A	N/A	N/A	N/A	N/A	N/A	N/A	N/A	N/A	N/A	N/A
Tbong Khmum	0	0	0	0	-	-	N/A	N/A	N/A	N/A	N/A	N/A	N/A	N/A	N/A	N/A	N/A	N/A
Whole Country	0	0	0	0	-	-	N/A	N/A	N/A	N/A	N/A	N/A	N/A	N/A	N/A	N/A	N/A	N/A

Table 8 B - Formal Student Age 20-24 by Province (MLVT Public Institutions and MLVT Registered Institutions)

Province	Enrollment						Drop Out						Graduation					
	Grand Total		Public		Private		Grand Total		Public		Private		Grand Total		Public		Private	
	Total	Female	Total	Female	Total	Female	Total	Female	Total	Female	Total	Female	Total	Female	Total	Female	Total	Female
Banteay Meanchey	125	51	125	51	-	-	N/A	N/A	N/A	N/A	N/A	N/A	N/A	N/A	N/A	N/A	N/A	N/A
Battambang	1,053	330	1,053	330	-	-	N/A	N/A	N/A	N/A	N/A	N/A	N/A	N/A	N/A	N/A	N/A	N/A
Kampong Cham	224	147	224	147	-	-	N/A	N/A	N/A	N/A	N/A	N/A	N/A	N/A	N/A	N/A	N/A	N/A
Kampong Chhnang	44	22	44	22	-	-	N/A	N/A	N/A	N/A	N/A	N/A	N/A	N/A	N/A	N/A	N/A	N/A
Kampong Speu	132	34	132	34	-	-	N/A	N/A	N/A	N/A	N/A	N/A	N/A	N/A	N/A	N/A	N/A	N/A
Kampong Thom	111	66	111	66	-	-	N/A	N/A	N/A	N/A	N/A	N/A	N/A	N/A	N/A	N/A	N/A	N/A
Kampot	499	231	499	231	-	-	N/A	N/A	N/A	N/A	N/A	N/A	N/A	N/A	N/A	N/A	N/A	N/A
Kandal	167	66	167	66	-	-	N/A	N/A	N/A	N/A	N/A	N/A	N/A	N/A	N/A	N/A	N/A	N/A
Kep	-	-	-	-	-	-	N/A	N/A	N/A	N/A	N/A	N/A	N/A	N/A	N/A	N/A	N/A	N/A
Koh Kong	60	34	60	34	-	-	N/A	N/A	N/A	N/A	N/A	N/A	N/A	N/A	N/A	N/A	N/A	N/A
Kratie	73	22	73	22	-	-	N/A	N/A	N/A	N/A	N/A	N/A	N/A	N/A	N/A	N/A	N/A	N/A
Mondul Kiri	-	-	-	-	-	-	N/A	N/A	N/A	N/A	N/A	N/A	N/A	N/A	N/A	N/A	N/A	N/A
Otdar Meanchey	-	-	-	-	-	-	N/A	N/A	N/A	N/A	N/A	N/A	N/A	N/A	N/A	N/A	N/A	N/A
Pailin	-	-	-	-	-	-	N/A	N/A	N/A	N/A	N/A	N/A	N/A	N/A	N/A	N/A	N/A	N/A
Phnom Penh	9,896	2,538	9,896	2,538	-	-	N/A	N/A	N/A	N/A	N/A	N/A	N/A	N/A	N/A	N/A	N/A	N/A
Preah Sihanouk	341	104	341	104	-	-	N/A	N/A	N/A	N/A	N/A	N/A	N/A	N/A	N/A	N/A	N/A	N/A
Preah Vihear	-	-	-	-	-	-	N/A	N/A	N/A	N/A	N/A	N/A	N/A	N/A	N/A	N/A	N/A	N/A
Prey Veng	20	11	20	11	-	-	N/A	N/A	N/A	N/A	N/A	N/A	N/A	N/A	N/A	N/A	N/A	N/A
Pursat	175	79	175	79	-	-	N/A	N/A	N/A	N/A	N/A	N/A	N/A	N/A	N/A	N/A	N/A	N/A
Ratanak Kiri	37	12	37	12	-	-	N/A	N/A	N/A	N/A	N/A	N/A	N/A	N/A	N/A	N/A	N/A	N/A
Siem Reap	573	153	573	153	-	-	N/A	N/A	N/A	N/A	N/A	N/A	N/A	N/A	N/A	N/A	N/A	N/A
Stung Treng	-	-	-	-	-	-	N/A	N/A	N/A	N/A	N/A	N/A	N/A	N/A	N/A	N/A	N/A	N/A
Svay Rieng	457	122	457	122	-	-	N/A	N/A	N/A	N/A	N/A	N/A	N/A	N/A	N/A	N/A	N/A	N/A
Takeo	-	-	-	-	-	-	N/A	N/A	N/A	N/A	N/A	N/A	N/A	N/A	N/A	N/A	N/A	N/A
Tbong Khmum	-	-	-	-	-	-	N/A	N/A	N/A	N/A	N/A	N/A	N/A	N/A	N/A	N/A	N/A	N/A
Whole Country	13,987	4,022	13,987	4,022	-	-	N/A	N/A	N/A	N/A	N/A	N/A	N/A	N/A	N/A	N/A	N/A	N/A

Table 8 C - Formal Student Age 25-29 by Province (MLVT Public Institutions and MLVT Registered Institutions)

Province	Enrollment						Drop Out						Graduation					
	Grand Total		Public		Private		Grand Total		Public		Private		Grand Total		Public		Private	
	Total	Female	Total	Female	Total	Female	Total	Female	Total	Female	Total	Female	Total	Female	Total	Female	Total	Female
Banteay Meanchey	17	4	17	4	-	-	N/A	N/A	N/A	N/A	N/A	N/A	N/A	N/A	N/A	N/A	N/A	N/A
Battambang	201	33	201	33	-	-	N/A	N/A	N/A	N/A	N/A	N/A	N/A	N/A	N/A	N/A	N/A	N/A
Kampong Cham	35	19	35	19	-	-	N/A	N/A	N/A	N/A	N/A	N/A	N/A	N/A	N/A	N/A	N/A	N/A
Kampong Chhnang	6	-	6	-	-	-	N/A	N/A	N/A	N/A	N/A	N/A	N/A	N/A	N/A	N/A	N/A	N/A
Kampong Speu	8	1	8	1	-	-	N/A	N/A	N/A	N/A	N/A	N/A	N/A	N/A	N/A	N/A	N/A	N/A
Kampong Thom	6	1	6	1	-	-	N/A	N/A	N/A	N/A	N/A	N/A	N/A	N/A	N/A	N/A	N/A	N/A
Kampot	24	6	24	6	-	-	N/A	N/A	N/A	N/A	N/A	N/A	N/A	N/A	N/A	N/A	N/A	N/A
Kandal	18	3	18	3	-	-	N/A	N/A	N/A	N/A	N/A	N/A	N/A	N/A	N/A	N/A	N/A	N/A
Kep	-	-	-	-	-	-	N/A	N/A	N/A	N/A	N/A	N/A	N/A	N/A	N/A	N/A	N/A	N/A
Koh Kong	24	5	24	5	-	-	N/A	N/A	N/A	N/A	N/A	N/A	N/A	N/A	N/A	N/A	N/A	N/A
Kratie	1	-	1	-	-	-	N/A	N/A	N/A	N/A	N/A	N/A	N/A	N/A	N/A	N/A	N/A	N/A
Mondul Kiri	-	-	-	-	-	-	N/A	N/A	N/A	N/A	N/A	N/A	N/A	N/A	N/A	N/A	N/A	N/A
Otdar Meanchey	-	-	-	-	-	-	N/A	N/A	N/A	N/A	N/A	N/A	N/A	N/A	N/A	N/A	N/A	N/A
Pailin	-	-	-	-	-	-	N/A	N/A	N/A	N/A	N/A	N/A	N/A	N/A	N/A	N/A	N/A	N/A
Phnom Penh	2,267	677	2,267	677	-	-	N/A	N/A	N/A	N/A	N/A	N/A	N/A	N/A	N/A	N/A	N/A	N/A
Preah Sihanouk	46	6	46	6	-	-	N/A	N/A	N/A	N/A	N/A	N/A	N/A	N/A	N/A	N/A	N/A	N/A
Preah Vihear	-	-	-	-	-	-	N/A	N/A	N/A	N/A	N/A	N/A	N/A	N/A	N/A	N/A	N/A	N/A
Prey Veng	-	-	-	-	-	-	N/A	N/A	N/A	N/A	N/A	N/A	N/A	N/A	N/A	N/A	N/A	N/A
Pursat	17	4	17	4	-	-	N/A	N/A	N/A	N/A	N/A	N/A	N/A	N/A	N/A	N/A	N/A	N/A
Ratanak Kiri	11	2	11	2	-	-	N/A	N/A	N/A	N/A	N/A	N/A	N/A	N/A	N/A	N/A	N/A	N/A
Siem Reap	119	19	119	19	-	-	N/A	N/A	N/A	N/A	N/A	N/A	N/A	N/A	N/A	N/A	N/A	N/A
Stung Treng	-	-	-	-	-	-	N/A	N/A	N/A	N/A	N/A	N/A	N/A	N/A	N/A	N/A	N/A	N/A
Svay Rieng	55	15	55	15	-	-	N/A	N/A	N/A	N/A	N/A	N/A	N/A	N/A	N/A	N/A	N/A	N/A
Takeo	-	-	-	-	-	-	N/A	N/A	N/A	N/A	N/A	N/A	N/A	N/A	N/A	N/A	N/A	N/A
Tbong Khmum	-	-	-	-	-	-	N/A	N/A	N/A	N/A	N/A	N/A	N/A	N/A	N/A	N/A	N/A	N/A
Whole Country	2,855	795	2,855	795	-	-	N/A	N/A	N/A	N/A	N/A	N/A	N/A	N/A	N/A	N/A	N/A	N/A

Table 8 D - Formal Student Age 30-34 by Province (MLVT Public Institutions and MLVT Registered Institutions)

Province	Enrollment						Drop Out						Graduation					
	Grand Total		Public		Private		Grand Total		Public		Private		Grand Total		Public		Private	
	Total	Female	Total	Female	Total	Female	Total	Female	Total	Female	Total	Female	Total	Female	Total	Female	Total	Female
Banteay Meanchey	9	3	9	3	-	-	N/A	N/A	N/A	N/A	N/A	N/A	N/A	N/A	N/A	N/A	N/A	N/A
Battambang	64	6	64	6	-	-	N/A	N/A	N/A	N/A	N/A	N/A	N/A	N/A	N/A	N/A	N/A	N/A
Kampong Cham	4	1	4	1	-	-	N/A	N/A	N/A	N/A	N/A	N/A	N/A	N/A	N/A	N/A	N/A	N/A
Kampong Chhnang	3	-	3	-	-	-	N/A	N/A	N/A	N/A	N/A	N/A	N/A	N/A	N/A	N/A	N/A	N/A
Kampong Speu	-	-	-	-	-	-	N/A	N/A	N/A	N/A	N/A	N/A	N/A	N/A	N/A	N/A	N/A	N/A
Kampong Thom	2	-	2	-	-	-	N/A	N/A	N/A	N/A	N/A	N/A	N/A	N/A	N/A	N/A	N/A	N/A
Kampot	17	1	17	1	-	-	N/A	N/A	N/A	N/A	N/A	N/A	N/A	N/A	N/A	N/A	N/A	N/A
Kandal	18	3	18	3	-	-	N/A	N/A	N/A	N/A	N/A	N/A	N/A	N/A	N/A	N/A	N/A	N/A
Kep	-	-	-	-	-	-	N/A	N/A	N/A	N/A	N/A	N/A	N/A	N/A	N/A	N/A	N/A	N/A
Koh Kong	5	1	5	1	-	-	N/A	N/A	N/A	N/A	N/A	N/A	N/A	N/A	N/A	N/A	N/A	N/A
Kratie	-	-	-	-	-	-	N/A	N/A	N/A	N/A	N/A	N/A	N/A	N/A	N/A	N/A	N/A	N/A
Mondul Kiri	-	-	-	-	-	-	N/A	N/A	N/A	N/A	N/A	N/A	N/A	N/A	N/A	N/A	N/A	N/A
Otdar Meanchey	-	-	-	-	-	-	N/A	N/A	N/A	N/A	N/A	N/A	N/A	N/A	N/A	N/A	N/A	N/A
Pailin	-	-	-	-	-	-	N/A	N/A	N/A	N/A	N/A	N/A	N/A	N/A	N/A	N/A	N/A	N/A
Phnom Penh	314	61	314	61	-	-	N/A	N/A	N/A	N/A	N/A	N/A	N/A	N/A	N/A	N/A	N/A	N/A
Preah Sihanouk	18	2	18	2	-	-	N/A	N/A	N/A	N/A	N/A	N/A	N/A	N/A	N/A	N/A	N/A	N/A
Preah Vihear	-	-	-	-	-	-	N/A	N/A	N/A	N/A	N/A	N/A	N/A	N/A	N/A	N/A	N/A	N/A
Prey Veng	-	-	-	-	-	-	N/A	N/A	N/A	N/A	N/A	N/A	N/A	N/A	N/A	N/A	N/A	N/A
Pursat	5	2	5	2	-	-	N/A	N/A	N/A	N/A	N/A	N/A	N/A	N/A	N/A	N/A	N/A	N/A
Ratanak Kiri	2	-	2	-	-	-	N/A	N/A	N/A	N/A	N/A	N/A	N/A	N/A	N/A	N/A	N/A	N/A
Siem Reap	56	5	56	5	-	-	N/A	N/A	N/A	N/A	N/A	N/A	N/A	N/A	N/A	N/A	N/A	N/A
Stung Treng	-	-	-	-	-	-	N/A	N/A	N/A	N/A	N/A	N/A	N/A	N/A	N/A	N/A	N/A	N/A
Svay Rieng	21	3	21	3	-	-	N/A	N/A	N/A	N/A	N/A	N/A	N/A	N/A	N/A	N/A	N/A	N/A
Takeo	-	-	-	-	-	-	N/A	N/A	N/A	N/A	N/A	N/A	N/A	N/A	N/A	N/A	N/A	N/A
Tbong Khmum	-	-	-	-	-	-	N/A	N/A	N/A	N/A	N/A	N/A	N/A	N/A	N/A	N/A	N/A	N/A
Whole Country	538	88	538	88	-	-	N/A	N/A	N/A	N/A	N/A	N/A	N/A	N/A	N/A	N/A	N/A	N/A

Table 8 E - Formal Student Age 35-39 by Province (MLVT Public Training Institutions and MLVT Registered Training Institutions)

Province	Enrollment						Drop Out						Graduation					
	Grand Total		Public		Private		Grand Total		Public		Private		Grand Total		Public		Private	
	Total	Female	Total	Female	Total	Female	Total	Female	Total	Female	Total	Female	Total	Female	Total	Female	Total	Female
Banteay Meanchey	2	1	2	1	-	-	N/A	N/A	N/A	N/A	N/A	N/A	N/A	N/A	N/A	N/A	N/A	N/A
Battambang	30	3	30	3	-	-	N/A	N/A	N/A	N/A	N/A	N/A	N/A	N/A	N/A	N/A	N/A	N/A
Kampong Cham	3	2	3	2	-	-	N/A	N/A	N/A	N/A	N/A	N/A	N/A	N/A	N/A	N/A	N/A	N/A
Kampong Chhnang	-	-	-	-	-	-	N/A	N/A	N/A	N/A	N/A	N/A	N/A	N/A	N/A	N/A	N/A	N/A
Kampong Speu	-	-	-	-	-	-	N/A	N/A	N/A	N/A	N/A	N/A	N/A	N/A	N/A	N/A	N/A	N/A
Kampong Thom	1	-	1	-	-	-	N/A	N/A	N/A	N/A	N/A	N/A	N/A	N/A	N/A	N/A	N/A	N/A
Kampot	4	-	4	-	-	-	N/A	N/A	N/A	N/A	N/A	N/A	N/A	N/A	N/A	N/A	N/A	N/A
Kandal	7	1	7	1	-	-	N/A	N/A	N/A	N/A	N/A	N/A	N/A	N/A	N/A	N/A	N/A	N/A
Kep	-	-	-	-	-	-	N/A	N/A	N/A	N/A	N/A	N/A	N/A	N/A	N/A	N/A	N/A	N/A
Koh Kong	5	-	5	-	-	-	N/A	N/A	N/A	N/A	N/A	N/A	N/A	N/A	N/A	N/A	N/A	N/A
Kratie	-	-	-	-	-	-	N/A	N/A	N/A	N/A	N/A	N/A	N/A	N/A	N/A	N/A	N/A	N/A
Mondul Kiri	-	-	-	-	-	-	N/A	N/A	N/A	N/A	N/A	N/A	N/A	N/A	N/A	N/A	N/A	N/A
Otdar Meanchey	-	-	-	-	-	-	N/A	N/A	N/A	N/A	N/A	N/A	N/A	N/A	N/A	N/A	N/A	N/A
Pailin	-	-	-	-	-	-	N/A	N/A	N/A	N/A	N/A	N/A	N/A	N/A	N/A	N/A	N/A	N/A
Phnom Penh	110	20	110	20	-	-	N/A	N/A	N/A	N/A	N/A	N/A	N/A	N/A	N/A	N/A	N/A	N/A
Preah Sihanouk	5	-	5	-	-	-	N/A	N/A	N/A	N/A	N/A	N/A	N/A	N/A	N/A	N/A	N/A	N/A
Preah Vihear	-	-	-	-	-	-	N/A	N/A	N/A	N/A	N/A	N/A	N/A	N/A	N/A	N/A	N/A	N/A
Prey Veng	-	-	-	-	-	-	N/A	N/A	N/A	N/A	N/A	N/A	N/A	N/A	N/A	N/A	N/A	N/A
Pursat	6	-	6	-	-	-	N/A	N/A	N/A	N/A	N/A	N/A	N/A	N/A	N/A	N/A	N/A	N/A
Ratanak Kiri	-	-	-	-	-	-	N/A	N/A	N/A	N/A	N/A	N/A	N/A	N/A	N/A	N/A	N/A	N/A
Siem Reap	9	-	9	-	-	-	N/A	N/A	N/A	N/A	N/A	N/A	N/A	N/A	N/A	N/A	N/A	N/A
Stung Treng	-	-	-	-	-	-	N/A	N/A	N/A	N/A	N/A	N/A	N/A	N/A	N/A	N/A	N/A	N/A
Svay Rieng	6	-	6	-	-	-	N/A	N/A	N/A	N/A	N/A	N/A	N/A	N/A	N/A	N/A	N/A	N/A
Takeo	-	-	-	-	-	-	N/A	N/A	N/A	N/A	N/A	N/A	N/A	N/A	N/A	N/A	N/A	N/A
Tbong Khmum	-	-	-	-	-	-	N/A	N/A	N/A	N/A	N/A	N/A	N/A	N/A	N/A	N/A	N/A	N/A
Whole Country	188	27	188	27	-	-	N/A	N/A	N/A	N/A	N/A	N/A	N/A	N/A	N/A	N/A	N/A	N/A

Table 8 F - Formal Student Age 40-44 by Province (MLVT Public Training Institutions and MLVT Registered Training Institutions)

Province	Enrollment						Drop Out						Graduation					
	Grand Total		Public		Private		Grand Total		Public		Private		Grand Total		Public		Private	
	Total	Female	Total	Female	Total	Female	Total	Female	Total	Female	Total	Female	Total	Female	Total	Female	Total	Female
Banteay Meanchey	1	1	1	1	-	-	N/A	N/A	N/A	N/A	N/A	N/A	N/A	N/A	N/A	N/A	N/A	N/A
Battambang	3	-	3	-	-	-	N/A	N/A	N/A	N/A	N/A	N/A	N/A	N/A	N/A	N/A	N/A	N/A
Kampong Cham	1	1	1	1	-	-	N/A	N/A	N/A	N/A	N/A	N/A	N/A	N/A	N/A	N/A	N/A	N/A
Kampong Chhnang	-	-	-	-	-	-	N/A	N/A	N/A	N/A	N/A	N/A	N/A	N/A	N/A	N/A	N/A	N/A
Kampong Speu	-	-	-	-	-	-	N/A	N/A	N/A	N/A	N/A	N/A	N/A	N/A	N/A	N/A	N/A	N/A
Kampong Thom	-	-	-	-	-	-	N/A	N/A	N/A	N/A	N/A	N/A	N/A	N/A	N/A	N/A	N/A	N/A
Kampot	5	-	5	-	-	-	N/A	N/A	N/A	N/A	N/A	N/A	N/A	N/A	N/A	N/A	N/A	N/A
Kandal	2	-	2	-	-	-	N/A	N/A	N/A	N/A	N/A	N/A	N/A	N/A	N/A	N/A	N/A	N/A
Kep	-	-	-	-	-	-	N/A	N/A	N/A	N/A	N/A	N/A	N/A	N/A	N/A	N/A	N/A	N/A
Koh Kong	2	-	2	-	-	-	N/A	N/A	N/A	N/A	N/A	N/A	N/A	N/A	N/A	N/A	N/A	N/A
Kratie	-	-	-	-	-	-	N/A	N/A	N/A	N/A	N/A	N/A	N/A	N/A	N/A	N/A	N/A	N/A
Mondul Kiri	-	-	-	-	-	-	N/A	N/A	N/A	N/A	N/A	N/A	N/A	N/A	N/A	N/A	N/A	N/A
Otdar Meanchey	-	-	-	-	-	-	N/A	N/A	N/A	N/A	N/A	N/A	N/A	N/A	N/A	N/A	N/A	N/A
Pailin	-	-	-	-	-	-	N/A	N/A	N/A	N/A	N/A	N/A	N/A	N/A	N/A	N/A	N/A	N/A
Phnom Penh	33	2	33	2	-	-	N/A	N/A	N/A	N/A	N/A	N/A	N/A	N/A	N/A	N/A	N/A	N/A
Preah Sihanouk	3	-	3	-	-	-	N/A	N/A	N/A	N/A	N/A	N/A	N/A	N/A	N/A	N/A	N/A	N/A
Preah Vihear	-	-	-	-	-	-	N/A	N/A	N/A	N/A	N/A	N/A	N/A	N/A	N/A	N/A	N/A	N/A
Prey Veng	-	-	-	-	-	-	N/A	N/A	N/A	N/A	N/A	N/A	N/A	N/A	N/A	N/A	N/A	N/A
Pursat	2	2	2	2	-	-	N/A	N/A	N/A	N/A	N/A	N/A	N/A	N/A	N/A	N/A	N/A	N/A
Ratanak Kiri	-	-	-	-	-	-	N/A	N/A	N/A	N/A	N/A	N/A	N/A	N/A	N/A	N/A	N/A	N/A
Siem Reap	5	-	5	-	-	-	N/A	N/A	N/A	N/A	N/A	N/A	N/A	N/A	N/A	N/A	N/A	N/A
Stung Treng	-	-	-	-	-	-	N/A	N/A	N/A	N/A	N/A	N/A	N/A	N/A	N/A	N/A	N/A	N/A
Svay Rieng	3	-	3	-	-	-	N/A	N/A	N/A	N/A	N/A	N/A	N/A	N/A	N/A	N/A	N/A	N/A
Takeo	-	-	-	-	-	-	N/A	N/A	N/A	N/A	N/A	N/A	N/A	N/A	N/A	N/A	N/A	N/A
Tbong Khmum	-	-	-	-	-	-	N/A	N/A	N/A	N/A	N/A	N/A	N/A	N/A	N/A	N/A	N/A	N/A
Whole Country	60	6	60	6	-	-	N/A	N/A	N/A	N/A	N/A	N/A	N/A	N/A	N/A	N/A	N/A	N/A

Table 8 G - Formal Student Age 45-49 by Province (MLVT Public Institutions and MLVT Registered Institutions)

Province	Enrollment						Drop Out						Graduation					
	Grand Total		Public		Private		Grand Total		Public		Private		Grand Total		Public		Private	
	Total	Female	Total	Female	Total	Female	Total	Female	Total	Female	Total	Female	Total	Female	Total	Female	Total	Female
Banteay Meanchey	-	-	-	-	-	-	N/A	N/A	N/A	N/A	N/A	N/A	N/A	N/A	N/A	N/A	N/A	N/A
Battambang	3	-	3	-	-	-	N/A	N/A	N/A	N/A	N/A	N/A	N/A	N/A	N/A	N/A	N/A	N/A
Kampong Cham	-	-	-	-	-	-	N/A	N/A	N/A	N/A	N/A	N/A	N/A	N/A	N/A	N/A	N/A	N/A
Kampong Chhnang	-	-	-	-	-	-	N/A	N/A	N/A	N/A	N/A	N/A	N/A	N/A	N/A	N/A	N/A	N/A
Kampong Speu	-	-	-	-	-	-	N/A	N/A	N/A	N/A	N/A	N/A	N/A	N/A	N/A	N/A	N/A	N/A
Kampong Thom	-	-	-	-	-	-	N/A	N/A	N/A	N/A	N/A	N/A	N/A	N/A	N/A	N/A	N/A	N/A
Kampot	-	-	-	-	-	-	N/A	N/A	N/A	N/A	N/A	N/A	N/A	N/A	N/A	N/A	N/A	N/A
Kandal	2	-	2	-	-	-	N/A	N/A	N/A	N/A	N/A	N/A	N/A	N/A	N/A	N/A	N/A	N/A
Kep	-	-	-	-	-	-	N/A	N/A	N/A	N/A	N/A	N/A	N/A	N/A	N/A	N/A	N/A	N/A
Koh Kong	-	-	-	-	-	-	N/A	N/A	N/A	N/A	N/A	N/A	N/A	N/A	N/A	N/A	N/A	N/A
Kratie	-	-	-	-	-	-	N/A	N/A	N/A	N/A	N/A	N/A	N/A	N/A	N/A	N/A	N/A	N/A
Mondul Kiri	-	-	-	-	-	-	N/A	N/A	N/A	N/A	N/A	N/A	N/A	N/A	N/A	N/A	N/A	N/A
Otdar Meanchey	-	-	-	-	-	-	N/A	N/A	N/A	N/A	N/A	N/A	N/A	N/A	N/A	N/A	N/A	N/A
Pailin	-	-	-	-	-	-	N/A	N/A	N/A	N/A	N/A	N/A	N/A	N/A	N/A	N/A	N/A	N/A
Phnom Penh	18	-	18	-	-	-	N/A	N/A	N/A	N/A	N/A	N/A	N/A	N/A	N/A	N/A	N/A	N/A
Preah Sihanouk	2	-	2	-	-	-	N/A	N/A	N/A	N/A	N/A	N/A	N/A	N/A	N/A	N/A	N/A	N/A
Preah Vihear	-	-	-	-	-	-	N/A	N/A	N/A	N/A	N/A	N/A	N/A	N/A	N/A	N/A	N/A	N/A
Prey Veng	-	-	-	-	-	-	N/A	N/A	N/A	N/A	N/A	N/A	N/A	N/A	N/A	N/A	N/A	N/A
Pursat	3	-	3	-	-	-	N/A	N/A	N/A	N/A	N/A	N/A	N/A	N/A	N/A	N/A	N/A	N/A
Ratanak Kiri	-	-	-	-	-	-	N/A	N/A	N/A	N/A	N/A	N/A	N/A	N/A	N/A	N/A	N/A	N/A
Siem Reap	-	-	-	-	-	-	N/A	N/A	N/A	N/A	N/A	N/A	N/A	N/A	N/A	N/A	N/A	N/A
Stung Treng	-	-	-	-	-	-	N/A	N/A	N/A	N/A	N/A	N/A	N/A	N/A	N/A	N/A	N/A	N/A
Svay Rieng	-	-	-	-	-	-	N/A	N/A	N/A	N/A	N/A	N/A	N/A	N/A	N/A	N/A	N/A	N/A
Takeo	-	-	-	-	-	-	N/A	N/A	N/A	N/A	N/A	N/A	N/A	N/A	N/A	N/A	N/A	N/A
Tbong Khmum	-	-	-	-	-	-	N/A	N/A	N/A	N/A	N/A	N/A	N/A	N/A	N/A	N/A	N/A	N/A
Whole Country	28	-	28	-	-	-	N/A	N/A	N/A	N/A	N/A	N/A	N/A	N/A	N/A	N/A	N/A	N/A

Table 8 H - Formal Student Age 50-54 by Province (MLVT Public Institutions and MLVT Registered Institutions)

Province	Enrollment						Drop Out						Graduation					
	Grand Total		Public		Private		Grand Total		Public		Private		Grand Total		Public		Private	
	Total	Female	Total	Female	Total	Female	Total	Female	Total	Female	Total	Female	Total	Female	Total	Female	Total	Female
Banteay Meanchey	-	-	-	-	-	-	N/A	N/A	N/A	N/A	N/A	N/A	N/A	N/A	N/A	N/A	N/A	N/A
Battambang	-	-	-	-	-	-	N/A	N/A	N/A	N/A	N/A	N/A	N/A	N/A	N/A	N/A	N/A	N/A
Kampong Cham	-	-	-	-	-	-	N/A	N/A	N/A	N/A	N/A	N/A	N/A	N/A	N/A	N/A	N/A	N/A
Kampong Chhnang	1	-	1	-	-	-	N/A	N/A	N/A	N/A	N/A	N/A	N/A	N/A	N/A	N/A	N/A	N/A
Kampong Speu	-	-	-	-	-	-	N/A	N/A	N/A	N/A	N/A	N/A	N/A	N/A	N/A	N/A	N/A	N/A
Kampong Thom	-	-	-	-	-	-	N/A	N/A	N/A	N/A	N/A	N/A	N/A	N/A	N/A	N/A	N/A	N/A
Kampot	-	-	-	-	-	-	N/A	N/A	N/A	N/A	N/A	N/A	N/A	N/A	N/A	N/A	N/A	N/A
Kandal	-	-	-	-	-	-	N/A	N/A	N/A	N/A	N/A	N/A	N/A	N/A	N/A	N/A	N/A	N/A
Kep	-	-	-	-	-	-	N/A	N/A	N/A	N/A	N/A	N/A	N/A	N/A	N/A	N/A	N/A	N/A
Koh Kong	-	-	-	-	-	-	N/A	N/A	N/A	N/A	N/A	N/A	N/A	N/A	N/A	N/A	N/A	N/A
Kratie	-	-	-	-	-	-	N/A	N/A	N/A	N/A	N/A	N/A	N/A	N/A	N/A	N/A	N/A	N/A
Mondul Kiri	-	-	-	-	-	-	N/A	N/A	N/A	N/A	N/A	N/A	N/A	N/A	N/A	N/A	N/A	N/A
Otdar Meanchey	-	-	-	-	-	-	N/A	N/A	N/A	N/A	N/A	N/A	N/A	N/A	N/A	N/A	N/A	N/A
Pailin	-	-	-	-	-	-	N/A	N/A	N/A	N/A	N/A	N/A	N/A	N/A	N/A	N/A	N/A	N/A
Phnom Penh	3	-	3	-	-	-	N/A	N/A	N/A	N/A	N/A	N/A	N/A	N/A	N/A	N/A	N/A	N/A
Preah Sihanouk	-	-	-	-	-	-	N/A	N/A	N/A	N/A	N/A	N/A	N/A	N/A	N/A	N/A	N/A	N/A
Preah Vihear	-	-	-	-	-	-	N/A	N/A	N/A	N/A	N/A	N/A	N/A	N/A	N/A	N/A	N/A	N/A
Prey Veng	-	-	-	-	-	-	N/A	N/A	N/A	N/A	N/A	N/A	N/A	N/A	N/A	N/A	N/A	N/A
Pursat	-	-	-	-	-	-	N/A	N/A	N/A	N/A	N/A	N/A	N/A	N/A	N/A	N/A	N/A	N/A
Ratanak Kiri	-	-	-	-	-	-	N/A	N/A	N/A	N/A	N/A	N/A	N/A	N/A	N/A	N/A	N/A	N/A
Siem Reap	-	-	-	-	-	-	N/A	N/A	N/A	N/A	N/A	N/A	N/A	N/A	N/A	N/A	N/A	N/A
Stung Treng	-	-	-	-	-	-	N/A	N/A	N/A	N/A	N/A	N/A	N/A	N/A	N/A	N/A	N/A	N/A
Svay Rieng	1	-	1	-	-	-	N/A	N/A	N/A	N/A	N/A	N/A	N/A	N/A	N/A	N/A	N/A	N/A
Takeo	-	-	-	-	-	-	N/A	N/A	N/A	N/A	N/A	N/A	N/A	N/A	N/A	N/A	N/A	N/A
Tbong Khmum	-	-	-	-	-	-	N/A	N/A	N/A	N/A	N/A	N/A	N/A	N/A	N/A	N/A	N/A	N/A
Whole Country	5	-	5	-	-	-	N/A	N/A	N/A	N/A	N/A	N/A	N/A	N/A	N/A	N/A	N/A	N/A

Table 8 I - Formal Student Age 55-59 by Province (MLVT Public Institutions and MLVT Registered Institutions)

Province	Enrollment						Drop Out						Graduation					
	Grand Total		Public		Private		Grand Total		Public		Private		Grand Total		Public		Private	
	Total	Female	Total	Female	Total	Female	Total	Female	Total	Female	Total	Female	Total	Female	Total	Female	Total	Female
Banteay Meanchey	-	-	-	-	-	-	N/A	N/A	N/A	N/A	N/A	N/A	N/A	N/A	N/A	N/A	N/A	N/A
Battambang	-	-	-	-	-	-	N/A	N/A	N/A	N/A	N/A	N/A	N/A	N/A	N/A	N/A	N/A	N/A
Kampong Cham	-	-	-	-	-	-	N/A	N/A	N/A	N/A	N/A	N/A	N/A	N/A	N/A	N/A	N/A	N/A
Kampong Chhnang	-	-	-	-	-	-	N/A	N/A	N/A	N/A	N/A	N/A	N/A	N/A	N/A	N/A	N/A	N/A
Kampong Speu	-	-	-	-	-	-	N/A	N/A	N/A	N/A	N/A	N/A	N/A	N/A	N/A	N/A	N/A	N/A
Kampong Thom	-	-	-	-	-	-	N/A	N/A	N/A	N/A	N/A	N/A	N/A	N/A	N/A	N/A	N/A	N/A
Kampot	-	-	-	-	-	-	N/A	N/A	N/A	N/A	N/A	N/A	N/A	N/A	N/A	N/A	N/A	N/A
Kandal	-	-	-	-	-	-	N/A	N/A	N/A	N/A	N/A	N/A	N/A	N/A	N/A	N/A	N/A	N/A
Kep	-	-	-	-	-	-	N/A	N/A	N/A	N/A	N/A	N/A	N/A	N/A	N/A	N/A	N/A	N/A
Koh Kong	-	-	-	-	-	-	N/A	N/A	N/A	N/A	N/A	N/A	N/A	N/A	N/A	N/A	N/A	N/A
Kratie	-	-	-	-	-	-	N/A	N/A	N/A	N/A	N/A	N/A	N/A	N/A	N/A	N/A	N/A	N/A
Mondul Kiri	-	-	-	-	-	-	N/A	N/A	N/A	N/A	N/A	N/A	N/A	N/A	N/A	N/A	N/A	N/A
Otdar Meanchey	-	-	-	-	-	-	N/A	N/A	N/A	N/A	N/A	N/A	N/A	N/A	N/A	N/A	N/A	N/A
Pailin	-	-	-	-	-	-	N/A	N/A	N/A	N/A	N/A	N/A	N/A	N/A	N/A	N/A	N/A	N/A
Phnom Penh	3	-	3	-	-	-	N/A	N/A	N/A	N/A	N/A	N/A	N/A	N/A	N/A	N/A	N/A	N/A
Preah Sihanouk	-	-	-	-	-	-	N/A	N/A	N/A	N/A	N/A	N/A	N/A	N/A	N/A	N/A	N/A	N/A
Preah Vihear	-	-	-	-	-	-	N/A	N/A	N/A	N/A	N/A	N/A	N/A	N/A	N/A	N/A	N/A	N/A
Prey Veng	-	-	-	-	-	-	N/A	N/A	N/A	N/A	N/A	N/A	N/A	N/A	N/A	N/A	N/A	N/A
Pursat	-	-	-	-	-	-	N/A	N/A	N/A	N/A	N/A	N/A	N/A	N/A	N/A	N/A	N/A	N/A
Ratanak Kiri	-	-	-	-	-	-	N/A	N/A	N/A	N/A	N/A	N/A	N/A	N/A	N/A	N/A	N/A	N/A
Siem Reap	-	-	-	-	-	-	N/A	N/A	N/A	N/A	N/A	N/A	N/A	N/A	N/A	N/A	N/A	N/A
Stung Treng	-	-	-	-	-	-	N/A	N/A	N/A	N/A	N/A	N/A	N/A	N/A	N/A	N/A	N/A	N/A
Svay Rieng	-	-	-	-	-	-	N/A	N/A	N/A	N/A	N/A	N/A	N/A	N/A	N/A	N/A	N/A	N/A
Takeo	-	-	-	-	-	-	N/A	N/A	N/A	N/A	N/A	N/A	N/A	N/A	N/A	N/A	N/A	N/A
Tbong Khmum	-	-	-	-	-	-	N/A	N/A	N/A	N/A	N/A	N/A	N/A	N/A	N/A	N/A	N/A	N/A
Whole Country	3	-	3	-	-	-	N/A	N/A	N/A	N/A	N/A	N/A	N/A	N/A	N/A	N/A	N/A	N/A

Table 8 J - Formal Student Age 60-64 by Province (MLVT Public Training Institutions and MLVT Registered Training Institutions)

Province	Enrollment						Drop Out						Graduation					
	Grand Total		Public		Private		Grand Total		Public		Private		Grand Total		Public		Private	
	Total	Female	Total	Female	Total	Female	Total	Female	Total	Female	Total	Female	Total	Female	Total	Female	Total	Female
Banteay Meanchey	-	-	-	-	-	-	N/A	N/A	N/A	N/A	N/A	N/A	N/A	N/A	N/A	N/A	N/A	N/A
Battambang	-	-	-	-	-	-	N/A	N/A	N/A	N/A	N/A	N/A	N/A	N/A	N/A	N/A	N/A	N/A
Kampong Cham	-	-	-	-	-	-	N/A	N/A	N/A	N/A	N/A	N/A	N/A	N/A	N/A	N/A	N/A	N/A
Kampong Chhnang	-	-	-	-	-	-	N/A	N/A	N/A	N/A	N/A	N/A	N/A	N/A	N/A	N/A	N/A	N/A
Kampong Speu	-	-	-	-	-	-	N/A	N/A	N/A	N/A	N/A	N/A	N/A	N/A	N/A	N/A	N/A	N/A
Kampong Thom	-	-	-	-	-	-	N/A	N/A	N/A	N/A	N/A	N/A	N/A	N/A	N/A	N/A	N/A	N/A
Kampot	-	-	-	-	-	-	N/A	N/A	N/A	N/A	N/A	N/A	N/A	N/A	N/A	N/A	N/A	N/A
Kandal	-	-	-	-	-	-	N/A	N/A	N/A	N/A	N/A	N/A	N/A	N/A	N/A	N/A	N/A	N/A
Kep	-	-	-	-	-	-	N/A	N/A	N/A	N/A	N/A	N/A	N/A	N/A	N/A	N/A	N/A	N/A
Koh Kong	-	-	-	-	-	-	N/A	N/A	N/A	N/A	N/A	N/A	N/A	N/A	N/A	N/A	N/A	N/A
Kratie	-	-	-	-	-	-	N/A	N/A	N/A	N/A	N/A	N/A	N/A	N/A	N/A	N/A	N/A	N/A
Mondul Kiri	-	-	-	-	-	-	N/A	N/A	N/A	N/A	N/A	N/A	N/A	N/A	N/A	N/A	N/A	N/A
Otdar Meanchey	-	-	-	-	-	-	N/A	N/A	N/A	N/A	N/A	N/A	N/A	N/A	N/A	N/A	N/A	N/A
Pailin	-	-	-	-	-	-	N/A	N/A	N/A	N/A	N/A	N/A	N/A	N/A	N/A	N/A	N/A	N/A
Phnom Penh	-	-	-	-	-	-	N/A	N/A	N/A	N/A	N/A	N/A	N/A	N/A	N/A	N/A	N/A	N/A
Preah Sihanouk	-	-	-	-	-	-	N/A	N/A	N/A	N/A	N/A	N/A	N/A	N/A	N/A	N/A	N/A	N/A
Preah Vihear	-	-	-	-	-	-	N/A	N/A	N/A	N/A	N/A	N/A	N/A	N/A	N/A	N/A	N/A	N/A
Prey Veng	-	-	-	-	-	-	N/A	N/A	N/A	N/A	N/A	N/A	N/A	N/A	N/A	N/A	N/A	N/A
Pursat	-	-	-	-	-	-	N/A	N/A	N/A	N/A	N/A	N/A	N/A	N/A	N/A	N/A	N/A	N/A
Ratanak Kiri	-	-	-	-	-	-	N/A	N/A	N/A	N/A	N/A	N/A	N/A	N/A	N/A	N/A	N/A	N/A
Siem Reap	-	-	-	-	-	-	N/A	N/A	N/A	N/A	N/A	N/A	N/A	N/A	N/A	N/A	N/A	N/A
Stung Treng	-	-	-	-	-	-	N/A	N/A	N/A	N/A	N/A	N/A	N/A	N/A	N/A	N/A	N/A	N/A
Svay Rieng	-	-	-	-	-	-	N/A	N/A	N/A	N/A	N/A	N/A	N/A	N/A	N/A	N/A	N/A	N/A
Takeo	-	-	-	-	-	-	N/A	N/A	N/A	N/A	N/A	N/A	N/A	N/A	N/A	N/A	N/A	N/A
Tbong Khmum	-	-	-	-	-	-	N/A	N/A	N/A	N/A	N/A	N/A	N/A	N/A	N/A	N/A	N/A	N/A
Whole Country	-	-	-	-	-	-	N/A	N/A	N/A	N/A	N/A	N/A	N/A	N/A	N/A	N/A	N/A	N/A

Table 8 K - Formal Student Age 65-UP by Province (MLVT Public Training Institutions and MLVT Registered Training Institutions)

Province	Enrollment						Drop Out						Graduation					
	Grand Total		Public		Private		Grand Total		Public		Private		Grand Total		Public		Private	
	Total	Female	Total	Female	Total	Female	Total	Female	Total	Female	Total	Female	Total	Female	Total	Female	Total	Female
Banteay Meanchey	-	-	-	-	-	-	N/A	N/A	N/A	N/A	N/A	N/A	N/A	N/A	N/A	N/A	N/A	N/A
Battambang	-	-	-	-	-	-	N/A	N/A	N/A	N/A	N/A	N/A	N/A	N/A	N/A	N/A	N/A	N/A
Kampong Cham	-	-	-	-	-	-	N/A	N/A	N/A	N/A	N/A	N/A	N/A	N/A	N/A	N/A	N/A	N/A
Kampong Chhnang	-	-	-	-	-	-	N/A	N/A	N/A	N/A	N/A	N/A	N/A	N/A	N/A	N/A	N/A	N/A
Kampong Speu	-	-	-	-	-	-	N/A	N/A	N/A	N/A	N/A	N/A	N/A	N/A	N/A	N/A	N/A	N/A
Kampong Thom	-	-	-	-	-	-	N/A	N/A	N/A	N/A	N/A	N/A	N/A	N/A	N/A	N/A	N/A	N/A
Kampot	-	-	-	-	-	-	N/A	N/A	N/A	N/A	N/A	N/A	N/A	N/A	N/A	N/A	N/A	N/A
Kandal	-	-	-	-	-	-	N/A	N/A	N/A	N/A	N/A	N/A	N/A	N/A	N/A	N/A	N/A	N/A
Kep	-	-	-	-	-	-	N/A	N/A	N/A	N/A	N/A	N/A	N/A	N/A	N/A	N/A	N/A	N/A
Koh Kong	-	-	-	-	-	-	N/A	N/A	N/A	N/A	N/A	N/A	N/A	N/A	N/A	N/A	N/A	N/A
Kratie	-	-	-	-	-	-	N/A	N/A	N/A	N/A	N/A	N/A	N/A	N/A	N/A	N/A	N/A	N/A
Mondul Kiri	-	-	-	-	-	-	N/A	N/A	N/A	N/A	N/A	N/A	N/A	N/A	N/A	N/A	N/A	N/A
Otdar Meanchey	-	-	-	-	-	-	N/A	N/A	N/A	N/A	N/A	N/A	N/A	N/A	N/A	N/A	N/A	N/A
Pailin	-	-	-	-	-	-	N/A	N/A	N/A	N/A	N/A	N/A	N/A	N/A	N/A	N/A	N/A	N/A
Phnom Penh	7	1	7	1	-	-	N/A	N/A	N/A	N/A	N/A	N/A	N/A	N/A	N/A	N/A	N/A	N/A
Preah Sihanouk	-	-	-	-	-	-	N/A	N/A	N/A	N/A	N/A	N/A	N/A	N/A	N/A	N/A	N/A	N/A
Preah Vihear	-	-	-	-	-	-	N/A	N/A	N/A	N/A	N/A	N/A	N/A	N/A	N/A	N/A	N/A	N/A
Prey Veng	-	-	-	-	-	-	N/A	N/A	N/A	N/A	N/A	N/A	N/A	N/A	N/A	N/A	N/A	N/A
Pursat	-	-	-	-	-	-	N/A	N/A	N/A	N/A	N/A	N/A	N/A	N/A	N/A	N/A	N/A	N/A
Ratanak Kiri	-	-	-	-	-	-	N/A	N/A	N/A	N/A	N/A	N/A	N/A	N/A	N/A	N/A	N/A	N/A
Siem Reap	-	-	-	-	-	-	N/A	N/A	N/A	N/A	N/A	N/A	N/A	N/A	N/A	N/A	N/A	N/A
Stung Treng	-	-	-	-	-	-	N/A	N/A	N/A	N/A	N/A	N/A	N/A	N/A	N/A	N/A	N/A	N/A
Svay Rieng	-	-	-	-	-	-	N/A	N/A	N/A	N/A	N/A	N/A	N/A	N/A	N/A	N/A	N/A	N/A
Takeo	-	-	-	-	-	-	N/A	N/A	N/A	N/A	N/A	N/A	N/A	N/A	N/A	N/A	N/A	N/A
Tbong Khmum	-	-	-	-	-	-	N/A	N/A	N/A	N/A	N/A	N/A	N/A	N/A	N/A	N/A	N/A	N/A
Whole Country	7	1	7	1	-	-	N/A	N/A	N/A	N/A	N/A	N/A	N/A	N/A	N/A	N/A	N/A	N/A

Table 9 - Students and Staff by MLVT Training Institutions

No.	Institution	Enrollment		Drop Out		Graduation		Teaching Staff		Non-teaching Staff		Total Staff	
		Total	Female	Total	Female	Total	Female	Total	Female	Total	Female	Total	Female
1	Banteay Meanchey Provincial Training Center	514	146	-	-	520	287	25	11	26	6	51	11
2	Battambang Institute Of Technology	648	118	-	-	427	44	39	14	15	7	54	14
3	Beng Nimol Vocational Training School	1,310	885	-	-	363	208	66	26	8	2	74	26
4	Cambodia India Entrepreneurship Development Institute	1,309	438	-	-	142	72	53	41	80	26	133	41
5	Cambodian Thai Skill Development Institute	666	185	-	-	450	238	29	11	41	7	70	11
6	Industrial Technical Institute	388	28	-	-	90	8	96	22	54	12	150	22
7	Jvc Technical College	309	28	-	-	134	15	15	8	25	8	40	8
8	Kandal Provincial Training Center	764	248	-	-	5,401	1,903	10	36	130	31	140	36
9	Kep Provincial Training Center	734	526	-	-	1,093	871	50	18	18	5	68	18
10	Koh Kong Provincial Training Center	650	326	-	-	790	331	16	9	58	4	74	9
11	Kompong Chhannng Provincial Training Center	774	473	-	-	628	628	60	13	12	1	72	13
12	Kompong Speu Provincial Training Center	750	406	-	-	581	243	56	19	31	4	87	19
13	Kompong Thom Provincial Training Center	2,034	1,439	-	-	5,532	4,013	93	33	22	3	115	33
14	Kratie Provincial Training Center	684	342	-	-	820	540	67	5	3	0	70	5
15	Mondulkiri Provincial Training Center	1,046	658	-	-	2,593	1,683	66	31	54	11	120	31
16	National Institute Of Business	2,307	1,514	-	-	1,038	562	17	22	63	18	80	22
17	National Polytechnic Institute Of Angkor	1,406	645	-	-	1,081	521	43	8	39	7	82	8
18	National Polytechnic Institute Of Cambodia	2,873	304	-	-	429	45	66	49	135	34	201	49
19	National Technical Training Institute	1,460	145	-	-	623	25	23	33	83	26	106	33
20	National Vocation Institute Of Battambang	1,610	804	-	-	920	492	47	16	11	2	58	16
21	Pailin Provincial Training Center	0	0	-	-	200	89	12	4	13	1	25	4
22	Polytechnic Institute Of Kampong Cham Provincial	858	519	-	-	643	376	38	25	26	10	64	25

Table 9 - Students and Staff by MLVT Training Institutions

No.	Institution	Enrollment		Drop Out		Graduation		Teaching Staff		Non-teaching Staff		Total Staff	
		Total	Female	Total	Female	Total	Female	Total	Female	Total	Female	Total	Female
23	Polytechnic Institute Of Pursat Provincial	1,462	888	-	-	696	412	162	24	15	2	177	24
24	Polytechnic Institute Of Preah Sihanouk	897	398	-	-	270	233	56	20	51	9	107	20
25	Preah Kossomak Polytechnic Institute	4,180	866	-	-	1,311	173	14	23	105	19	119	23
26	Prear Vihea Provincial Training Center	506	321	-	-	3,673	2,830	143	53	42	7	185	53
27	Preash Sihanouk Cambodia China Friendship Polytechnic Institute	256	58	-	-	0	0	12	1	4	0	16	1
28	Prey Veng Provincial Training Center	610	276	-	-	750	400	27	17	34	10	61	17
29	Provincial Training Center	342	180	-	-	1,560	1,101	59	9	9	3	68	9
30	Ratanakiri Provincial Training Center	1,425	683	-	-	3,699	1,915	31	23	61	16	92	23
31	Regional Polytechnic Institute Techo Sen Battambang	2,802	1,632	-	-	989	628	94	47	37	14	131	47
32	Regional Polytechnic Institute Techo Sen Kampot	1,886	1,033	-	-	888	474	26	36	70	27	96	36
33	Regional Polytechnic Institute Techo Sen Siem Reap	1,956	1,341	-	-	411	263	58	30	39	15	97	30
34	Regional Polytechnic Institute Techo Sen Svayrieng	2,785	1,517	-	-	778	347	155	55	21	5	176	55
35	Regional Polytechnic Institute Techo Sen Takeo	1,428	758	-	-	787	363	104	31	38	12	142	31
36	Rolang Vocational Training School	2	0	-	-	568	318	23	7	5	0	28	7
37	Stung Treng Provincial Training Center	360	242	-	-	250	171	45	18	17	4	62	18
38	Tboung Khmum Provincial Training Center	615	331	-	-	0	0	84	40	13	8	97	40
39	Vocational Training Center Of Preah Vihea Yalay	200	170	-	-	317	176	14	5	9	3	23	5
40	NGO and Private Training Providers	0	0	-	-	0	0	0	0	0	0	0	0
Whole Country		44,806	20,871	-	-	41,445	22,998	2,094	893	1,517	379	3,611	893

Table 10 A - Short Course Enrollment by Institution

No.	Institution	Enrollment		Drop Out		Graduation	
		Total	Female	Total	Female	Total	Female
1	Banteay Meanchey Provincial Training Center	360	86	-	-	360	86
2	Battambang Institute Of Technology	225	48	-	-	225	48
3	Beng Nimol Vocational Training School	1,310	885	-	-	1,310	885
4	Cambodia India Entrepreneurship Development Institute	300	58	-	-	300	58
5	Cambodian Thai Skill Development Institute	410	145	-	-	410	145
6	Industrial Technical Institute	131	6	-	-	131	6
7	Jvc Technical College	0	0	-	-	0	0
8	Kandal Provincial Training Center	550	175	-	-	550	175
9	Kep Provincial Training Center	734	526	-	-	734	526
10	Koh Kong Provincial Training Center	554	286	-	-	554	286
11	Kompong Chhannng Provincial Training Center	720	451	-	-	720	451
12	Kompong Speu Provincial Training Center	610	371	-	-	610	371
13	Kompong Thom Provincial Training Center	1,914	1,372	-	-	1,914	1,372
14	Kratie Provincial Training Center	610	320	-	-	610	320
15	Mondulhiri Provincial Training Center	1,046	658	-	-	1,046	658
16	National Institute Of Business	0	0	-	-	0	0
17	National Polytechnic Institute Of Angkor	939	553	-	-	939	553
18	National Polytechnic Institute Of Cambodia	0	0	-	-	0	0
19	National Technical Training Institute	0	0	-	-	0	0
20	National Vocation Institute Of Battambang	1,362	698	-	-	1,362	698
21	Pailin Provincial Training Center	0	0	-	-	0	0
22	Polytechnic Institute Of Kampong Cham Provincial	591	349	-	-	591	349
23	Polytechnic Institute Of Pursat Provincial	1,254	801	-	-	1,254	801
24	Polytechnic Institute Of Preah Sihanouk	588	314	-	-	588	314
25	Preah Kossomak Polytechnic Institute	0	0	-	-	0	0
26	Prear Vihea Provincial Training Center	506	321	-	-	506	321
27	Preash Sihanouk Cambodia China Friendship Polytechnic Institute	150	30	-	-	150	30
28	Prey Veng Provincial Training Center	590	265	-	-	590	265
29	Provincial Training Center	342	180	-	-	342	180
30	Ratanakiri Provincial Training Center	1,375	669	-	-	1,375	669
31	Regional Polytechnic Institute Techo Sen Battambang	2,119	1,436	-	-	2,119	1,436
32	Regional Polytechnic Institute Techo Sen Kampot	1,337	795	-	-	1,337	795
33	Regional Polytechnic Institute Techo Sen Siem Reap	1,661	1,256	-	-	1,661	1,256
34	Regional Polytechnic Institute Techo Sen Svayrieng	2,242	1,377	-	-	2,242	1,377
35	Regional Polytechnic Institute Techo Sen Takeo	1,428	758	-	-	1,428	758
36	Rolang Vocational Training School	2	0	-	-	2	0
37	Stung Treng Provincial Training Center	360	242	-	-	360	242
38	Tboung Khmum Provincial Training Center	615	331	-	-	615	331
39	Vocational Training Center Of Preah Vihea Yalay	200	170	-	-	200	170
40	NGO and Private Training Providers	N/A	N/A	NA	N/A	N/A	N/A
Whole Country		27,135	15,932	-	-	27,135	15,932

Table 10 B - C1 Enrollment by Institution

No.	Institution	Enrollment		Drop Out		Repetition		Promotion		Graduation	
		Total	Female	Total	Female	Total	Female	Total	Female	Total	Female
1	Banteay Meanchey Provincial Training Center	58	21	9	2	16	6	16	4	17	9
2	Battambang Institute Of Technology	171	41	80	24	1	-	0	0	90	17
3	Beng Nimol Vocational Training School	0	0	-	-	-	-	0	0	0	0
4	Cambodia India Entrepreneurship Development Institute	271	31	-	-	-	-	0	0	271	31
5	Cambodian Thai Skill Development Institute	125	29	6	4	-	-	0	0	119	25
6	Industrial Technical Institute	23	0	-	-	-	-	0	0	23	0
7	Jvc Technical College	41	3	-	-	-	-	0	0	41	3
8	Kandal Provincial Training Center	97	45	-	-	-	-	0	0	97	45
9	Kep Provincial Training Center	0	0	-	-	-	-	0	0	0	0
10	Koh Kong Provincial Training Center	0	0	-	-	-	-	0	0	0	0
11	Kompong Chhannong Provincial Training Center	30	17	15	9	-	-	14	7	1	1
12	Kompong Speu Provincial Training Center	61	12	-	-	-	-	0	0	61	12
13	Kompong Thom Provincial Training Center	43	26	-	-	-	-	0	0	43	26
14	Kratie Provincial Training Center	74	22	18	6	-	-	0	0	56	16
15	Monduliri Provincial Training Center	0	0	-	-	-	-	0	0	0	0
16	National Institute Of Business	0	0	-	-	-	-	0	0	0	0
17	National Polytechnic Institute Of Angkor	260	64	158	46	-	-	78	12	24	6
18	National Polytechnic Institute Of Cambodia	76	10	10	1	-	-	0	0	66	9
19	National Technical Training Institute	0	0	-	-	-	-	0	0	0	0
20	National Vocation Institute Of Battambang	90	45	-	-	-	-	0	0	90	45
21	Pailin Provincial Training Center	0	0	-	-	-	-	0	0	0	0
22	Polytechnic Institute Of Kampong Cham Provincial	58	37	38	26	-	-	0	0	20	11
23	Polytechnic Institute Of Pursat Provincial	32	8	-	-	-	-	0	0	32	8
24	Polytechnic Institute Of Preah Sihanouk	58	17	-	-	-	-	0	0	58	17
25	Preah Kossamak Polytechnic Institute	60	7	-	-	4	-	56	7	0	0
26	Prear Vihea Provincial Training Center	0	0	-	-	-	-	0	0	0	0
27	Preash Sihanouk Cambodia China Friendship Polytechnic Institute	106	28	40	11	-	-	0	0	66	17
28	Prey Veng Provincial Training Center	20	11	-	-	-	-	0	0	20	11
29	Provincial Training Center	0	0	-	-	-	-	0	0	0	0
30	Ratanakiri Provincial Training Center	40	11	-	-	-	-	0	0	40	11
31	Regional Polytechnic Institute Techo Sen Battambang	90	18	4	1	-	-	86	17	0	0
32	Regional Polytechnic Institute Techo Sen Kampot	257	85	-	-	-	-	0	0	257	85
33	Regional Polytechnic Institute Techo Sen Siem Reap	20	6	-	-	-	-	9	0	11	6
34	Regional Polytechnic Institute Techo Sen Svayrieng	165	29	8	-	-	-	0	0	157	29
35	Regional Polytechnic Institute Techo Sen Takeo	0	0	-	-	-	-	0	0	0	0
36	Rolang Vocational Training School	0	0	-	-	-	-	0	0	0	0
37	Stung Treng Provincial Training Center	0	0	-	-	-	-	0	0	0	0
38	Tboung Khmum Provincial Training Center	0	0	-	-	-	-	0	0	0	0
39	Vocational Training Center Of Preah Vihea Yalay	0	0	-	-	-	-	0	0	0	0
40	NGO and Private Training Providers	N/A	N/A	N/A	N/A	N/A	N/A	N/A	N/A	N/A	N/A
Whole Country		2,326	623	386	130	21	6	259	47	1,660	47

Table 10 C - C2 Enrollment by Institution

No.	Institution	Enrollment		Drop Out		Repetition		Promotion		Graduation	
		Total	Female	Total	Female	Total	Female	Total	Female	Total	Female
1	Banteay Meanchey Provincial Training Center	11	7	3	1	-	-	8	6	0	0
2	Battambang Institute Of Technology	53	4	4	-	-	-	0	0	49	4
3	Beng Nimol Vocational Training School	0	0	-	-	-	-	0	0	0	0
4	Cambodia India Entrepreneurship Development Institute	0	0	-	-	-	-	0	0	0	0
5	Cambodian Thai Skill Development Institute	8	0	-	-	-	-	0	0	8	0
6	Industrial Technical Institute	0	0	-	-	-	-	0	0	0	0
7	Jvc Technical College	25	1	-	-	-	-	0	0	25	1
8	Kandal Provincial Training Center	23	5	-	-	-	-	0	0	23	5
9	Keo Provincial Training Center	0	0	-	-	-	-	0	0	0	0
10	Koh Kong Provincial Training Center	0	0	-	-	-	-	0	0	0	0
11	Kompong Chhannng Provincial Training Center	0	0	-	-	-	-	0	0	0	0
12	Kompong Speu Provincial Training Center	15	1	-	-	-	-	0	0	15	1
13	Kompong Thom Provincial Training Center	6	4	-	-	-	-	0	0	6	4
14	Kratie Provincial Training Center	0	0	-	-	-	-	0	0	0	0
15	Monduliri Provincial Training Center	0	0	-	-	-	-	0	0	0	0
16	National Institute Of Business	0	0	-	-	-	-	0	0	0	0
17	National Polytechnic Institute Of Angkor	63	9	30	4	-	-	28	3	5	2
18	National Polytechnic Institute Of Cambodia	10	0	-	-	-	-	0	0	10	0
19	National Technical Training Institute	0	0	-	-	-	-	0	0	0	0
20	National Vocation Institute Of Battambang	62	25	-	-	-	-	0	0	62	25
21	Pailin Provincial Training Center	0	0	-	-	-	-	0	0	0	0
22	Polytechnic Institute Of Kampong Cham Provincial	0	0	-	-	-	-	0	0	0	0
23	Polytechnic Institute Of Pursat Provincial	0	0	-	-	-	-	0	0	0	0
24	Polytechnic Institute Of Preah Sihanouk	56	14	26	8	-	-	0	0	30	6
25	Preah Kossamak Polytechnic Institute	145	0	50	-	2	-	92	0	1	0
26	Prear Vihea Provincial Training Center	0	0	-	-	-	-	0	0	0	0
27	Preash Sihanouk Cambodia China Friendship Polytechnic Institute	0	0	-	-	-	-	0	0	0	0
28	Prey Veng Provincial Training Center	0	0	-	-	-	-	0	0	0	0
29	Provincial Training Center	0	0	-	-	-	-	0	0	0	0
30	Ratanakiri Provincial Training Center	0	0	-	-	-	-	0	0	0	0
31	Regional Polytechnic Institute Techo Sen Battambang	54	5	8	-	-	-	46	5	0	0
32	Regional Polytechnic Institute Techo Sen Kampot	0	0	-	-	-	-	0	0	0	0
33	Regional Polytechnic Institute Techo Sen Siem Reap	15	7	-	-	-	-	15	0	15	7
34	Regional Polytechnic Institute Techo Sen Svayrieng	23	3	2	-	-	-	0	0	21	3
35	Regional Polytechnic Institute Techo Sen Takeo	0	0	-	-	-	-	0	0	0	0
36	Rolang Vocational Training School	0	0	-	-	-	-	0	0	0	0
37	Stung Treng Provincial Training Center	0	0	-	-	-	-	0	0	0	0
38	Tboung Khmum Provincial Training Center	0	0	-	-	-	-	0	0	0	0
39	Vocational Training Center Of Preah Vihea Yalay	0	0	-	-	-	-	0	0	0	0
40	NGO and Private Training Providers	N/A	N/A	N/A	N/A	N/A	N/A	N/A	N/A	N/A	N/A
Whole Country		569	85	123	13	2	-	174	14	270	14

Table 10 D - C3 Enrollment by Institution

No.	Institution	Enrollment		Drop Out		Repetition		Promotion		Graduation	
		Total	Female	Total	Female	Total	Female	Total	Female	Total	Female
1	Banteay Meanchey Provincial Training Center	11	6	4	1	-	-	2	2	5	3
2	Battambang Institute Of Technology	45	8	4	1	-	-	0	0	41	7
3	Beng Nimol Vocational Training School	0	0	-	-	-	-	0	0	0	0
4	Cambodia India Entrepreneurship Development Institute	0	0	-	-	-	-	0	0	0	0
5	Cambodian Thai Skill Development Institute	0	0	-	-	-	-	0	0	0	0
6	Industrial Technical Institute	0	0	-	-	-	-	0	0	0	0
7	Jvc Technical College	0	0	-	-	-	-	0	0	0	0
8	Kandal Provincial Training Center	19	10	-	-	-	-	0	0	19	10
9	Kep Provincial Training Center	0	0	-	-	-	-	0	0	0	0
10	Koh Kong Provincial Training Center	0	0	-	-	-	-	0	0	0	0
11	Kompong Chhannong Provincial Training Center	9	1	-	-	-	-	6	1	3	0
12	Kompong Speu Provincial Training Center	20	2	-	-	-	-	0	0	20	2
13	Kompong Thom Provincial Training Center	3	0	-	-	-	-	0	0	3	0
14	Kratie Provincial Training Center	0	0	-	-	-	-	0	0	0	0
15	Monduliri Provincial Training Center	0	0	-	-	-	-	0	0	0	0
16	National Institute Of Business	0	0	-	-	-	-	0	0	0	0
17	National Polytechnic Institute Of Angkor	19	1	8	-	-	-	11	1	0	0
18	National Polytechnic Institute Of Cambodia	6	2	2	-	-	-	0	0	4	2
19	National Technical Training Institute	0	0	-	-	-	-	0	0	0	0
20	National Vocation Institute Of Battambang	16	1	-	-	-	-	0	0	16	1
21	Pailin Provincial Training Center	0	0	-	-	-	-	0	0	0	0
22	Polytechnic Institute Of Kampong Cham Provincial	0	0	-	-	-	-	0	0	0	0
23	Polytechnic Institute Of Pursat Provincial	0	0	-	-	-	-	0	0	0	0
24	Polytechnic Institute Of Preah Sihanouk	21	5	-	-	-	-	0	0	21	5
25	Preah Kossomak Polytechnic Institute	75	0	45	-	-	-	0	0	30	0
26	Prear Vihea Provincial Training Center	0	0	-	-	-	-	0	0	0	0
27	Preash Sihanouk Cambodia China Friendship Polytechnic Institute	0	0	-	-	-	-	0	0	0	0
28	Prey Veng Provincial Training Center	0	0	-	-	-	-	0	0	0	0
29	Provincial Training Center	0	0	-	-	-	-	0	0	0	0
30	Ratanakiri Provincial Training Center	0	0	-	-	-	-	0	0	0	0
31	Regional Polytechnic Institute Techo Sen Battambang	32	8	-	-	-	-	0	0	32	8
32	Regional Polytechnic Institute Techo Sen Kampot	0	0	-	-	-	-	0	0	0	0
33	Regional Polytechnic Institute Techo Sen Siem Reap	16	7	-	-	-	-	0	0	16	7
34	Regional Polytechnic Institute Techo Sen Svayrieng	28	7	-	-	-	-	0	0	28	7
35	Regional Polytechnic Institute Techo Sen Takeo	0	0	-	-	-	-	0	0	0	0
36	Rolang Vocational Training School	0	0	-	-	-	-	0	0	0	0
37	Stung Treng Provincial Training Center	0	0	-	-	-	-	0	0	0	0
38	Tboung Khmum Provincial Training Center	0	0	-	-	-	-	0	0	0	0
39	Vocational Training Center Of Preah Vihea Yalay	0	0	-	-	-	-	0	0	0	0
40	NGO and Private Training Providers	N/A	N/A	N/A	N/A	N/A	N/A	N/A	N/A	N/A	N/A
Whole Country		320	58	63	2	-	-	19	4	238	4

Table 10 E - Diploma Enrollment by Institution

No.	Institution	Enrollment		Drop Out		Repetition		Promotion		Graduation	
		Total	Female	Total	Female	Total	Female	Total	Female	Total	Female
1	Banteay Meanchey Provincial Training Center	74	26	11	5	-	-	16	1	47	20
2	Battambang Institute Of Technology	154	17	6	-	-	-	26	5	122	12
3	Beng Nimol Vocational Training School	0	0	-	-	-	-	0	0	0	0
4	Cambodia India Entrepreneurship Development Institute	284	115	-	-	-	-	253	113	31	2
5	Cambodian Thai Skill Development Institute	123	11	123	11	-	-	0	0	0	0
6	Industrial Technical Institute	124	6	-	-	-	-	0	0	124	6
7	Jvc Technical College	243	24	-	-	-	-	0	0	243	24
8	Kandal Provincial Training Center	75	13	-	-	-	-	0	0	75	13
9	Kep Provincial Training Center	0	0	-	-	-	-	0	0	0	0
10	Koh Kong Provincial Training Center	96	40	-	-	-	-	0	0	96	40
11	Kompong Chhannng Provincial Training Center	15	4	1	1	-	-	0	0	14	3
12	Kompong Speu Provincial Training Center	44	20	-	-	-	-	0	0	44	20
13	Kompong Thom Provincial Training Center	68	37	-	-	-	-	0	0	68	37
14	Kratie Provincial Training Center	0	0	-	-	-	-	0	0	0	0
15	Monduliri Provincial Training Center	0	0	-	-	-	-	0	0	0	0
16	National Institute Of Business	569	338	-	-	-	-	0	0	569	338
17	National Polytechnic Institute Of Angkor	84	13	22	4	1	-	42	7	19	2
18	National Polytechnic Institute Of Cambodia	700	90	10	-	2	1	191	6	497	83
19	National Technical Training Institute	575	49	-	-	-	-	0	0	575	49
20	National Vocation Institute Of Battambang	80	35	-	-	-	-	0	0	80	35
21	Pailin Provincial Training Center	0	0	-	-	-	-	0	0	0	0
22	Polytechnic Institute Of Kampong Cham Provincial	209	133	169	107	-	-	0	0	40	26
23	Polytechnic Institute Of Pursat Provincial	176	79	-	-	-	-	0	0	176	79
24	Polytechnic Institute Of Preah Sihanouk	52	9	-	-	-	-	0	0	52	9
25	Preah Kossomak Polytechnic Institute	1,168	153	-	-	29	4	515	80	624	69
26	Prear Vihea Provincial Training Center	0	0	-	-	-	-	0	0	0	0
27	Preash Sihanouk Cambodia China Friendship Polytechnic Institute	0	0	-	-	-	-	0	0	0	0
28	Prey Veng Provincial Training Center	0	0	-	-	-	-	0	0	0	0
29	Provincial Training Center	0	0	-	-	-	-	0	0	0	0
30	Ratanakiri Provincial Training Center	10	3	-	-	-	-	0	0	10	3
31	Regional Polytechnic Institute Techo Sen Battambang	178	71	-	-	1	1	72	38	105	32
32	Regional Polytechnic Institute Techo Sen Kampot	87	20	-	-	-	-	0	0	87	20
33	Regional Polytechnic Institute Techo Sen Siem Reap	173	26	4	1	-	-	11	1	158	24
34	Regional Polytechnic Institute Techo Sen Svayrieng	277	74	-	-	-	-	0	0	277	74
35	Regional Polytechnic Institute Techo Sen Takeo	0	0	-	-	-	-	0	0	0	0
36	Rolang Vocational Training School	0	0	-	-	-	-	0	0	0	0
37	Stung Treng Provincial Training Center	0	0	-	-	-	-	0	0	0	0
38	Tboung Khmum Provincial Training Center	0	0	-	-	-	-	0	0	0	0
39	Vocational Training Center Of Preah Vihea Yalay	0	0	-	-	-	-	0	0	0	0
40	NGO and Private Training Providers	N/A	N/A	N/A	N/A	N/A	N/A	N/A	N/A	N/A	N/A
Whole Country		5,638	1,406	346	129	33	6	1,126	251	4,133	251

Table 10 F - Bachelor Enrollment by Institution

No.	Institution	Enrollment		Drop Out		Repetition		Promotion		Graduation	
		Total	Female	Total	Female	Total	Female	Total	Female	Total	Female
1	Banteay Meanchey Provincial Training Center	0	0	-	-	-	-	0	0	0	0
2	Battambang Institute Of Technology	0	0	-	-	-	-	0	0	0	0
3	Beng Nimol Vocational Training School	0	0	-	-	-	-	0	0	0	0
4	Cambodia India Entrepreneurship Development Institute	454	234	-	-	-	-	419	217	35	17
5	Cambodian Thai Skill Development Institute	0	0	-	-	-	-	0	0	0	0
6	Industrial Technical Institute	110	16	-	-	-	-	0	0	110	16
7	Jvc Technical College	0	0	-	-	-	-	0	0	0	0
8	Kandal Provincial Training Center	0	0	-	-	-	-	0	0	0	0
9	Kep Provincial Training Center	0	0	-	-	-	-	0	0	0	0
10	Koh Kong Provincial Training Center	0	0	-	-	-	-	0	0	0	0
11	Kompong Chhannng Provincial Training Center	0	0	-	-	-	-	0	0	0	0
12	Kompong Speu Provincial Training Center	0	0	-	-	-	-	0	0	0	0
13	Kompong Thom Provincial Training Center	0	0	-	-	-	-	0	0	0	0
14	Kratie Provincial Training Center	0	0	-	-	-	-	0	0	0	0
15	Mondulhiri Provincial Training Center	0	0	-	-	-	-	0	0	0	0
16	National Institute Of Business	1,738	1,176	-	-	-	-	0	0	1,738	1,176
17	National Polytechnic Institute Of Angkor	41	5	-	-	-	-	41	5	0	0
18	National Polytechnic Institute Of Cambodia	2,081	202	24	-	-	-	1,234	124	823	78
19	National Technical Training Institute	858	94	-	-	-	-	0	0	858	94
20	National Vocation Institute Of Battambang	0	0	-	-	-	-	0	0	0	0
21	Pailin Provincial Training Center	0	0	-	-	-	-	0	0	0	0
22	Polytechnic Institute Of Kampong Cham Provincial	0	0	-	-	-	-	0	0	0	0
23	Polytechnic Institute Of Pursat Provincial	0	0	-	-	-	-	0	0	0	0
24	Polytechnic Institute Of Preah Sihanouk	122	39	-	-	-	-	0	0	122	39
25	Preah Kossomak Polytechnic Institute	2,732	706	-	-	42	26	2,089	485	601	195
26	Prear Vihea Provincial Training Center	0	0	-	-	-	-	0	0	0	0
27	Preash Sihanouk Cambodia China Friendship Polytechnic Institute	0	0	-	-	-	-	0	0	0	0
28	Prey Veng Provincial Training Center	0	0	-	-	-	-	0	0	0	0
29	Provincial Training Center	0	0	-	-	-	-	0	0	0	0
30	Ratanakiri Provincial Training Center	0	0	-	-	-	-	0	0	0	0
31	Regional Polytechnic Institute Techo Sen Battambang	329	94	27	11	1	-	206	66	95	17
32	Regional Polytechnic Institute Techo Sen Kampot	205	133	-	-	-	-	0	0	205	133
33	Regional Polytechnic Institute Techo Sen Siem Reap	71	39	1	-	-	-	11	1	59	38
34	Regional Polytechnic Institute Techo Sen Svayrieng	50	27	-	-	-	-	0	0	50	27
35	Regional Polytechnic Institute Techo Sen Takeo	0	0	-	-	-	-	0	0	0	0
36	Rolang Vocational Training School	0	0	-	-	-	-	0	0	0	0
37	Stung Treng Provincial Training Center	0	0	-	-	-	-	0	0	0	0
38	Tboung Khmum Provincial Training Center	0	0	-	-	-	-	0	0	0	0
39	Vocational Training Center Of Preah Vihea Yalay	0	0	-	-	-	-	0	0	0	0
40	NGO and Private Training Providers	N/A	N/A	N/A	N/A	N/A	N/A	N/A	N/A	N/A	N/A
Whole Country		8,791	2,765	52	11	43	26	4,000	898	4,696	898

Table 10 G - Master Enrollment by Institution

No.	Institution	Enrollment		Drop Out		Repetition		Promotion		Graduation	
		Total	Female	Total	Female	Total	Female	Total	Female	Total	Female
1	Banteay Meanchey Provincial Training Center	0	0	-	-	-	-	0	0	0	0
2	Battambang Institute Of Technology	0	0	-	-	-	-	0	0	0	0
3	Beng Nimol Vocational Training School	0	0	-	-	-	-	0	0	0	0
4	Cambodia India Entrepreneurship Development Institute	0	0	-	-	-	-	0	0	0	0
5	Cambodian Thai Skill Development Institute	0	0	-	-	-	-	0	0	0	0
6	Industrial Technical Institute	0	0	-	-	-	-	0	0	0	0
7	Jvc Technical College	0	0	-	-	-	-	0	0	0	0
8	Kandal Provincial Training Center	0	0	-	-	-	-	0	0	0	0
9	Kep Provincial Training Center	0	0	-	-	-	-	0	0	0	0
10	Koh Kong Provincial Training Center	0	0	-	-	-	-	0	0	0	0
11	Kompong Chhannng Provincial Training Center	0	0	-	-	-	-	0	0	0	0
12	Kompong Speu Provincial Training Center	0	0	-	-	-	-	0	0	0	0
13	Kompong Thom Provincial Training Center	0	0	-	-	-	-	0	0	0	0
14	Kratie Provincial Training Center	0	0	-	-	-	-	0	0	0	0
15	Mondulkiri Provincial Training Center	0	0	-	-	-	-	0	0	0	0
16	National Institute Of Business	0	0	-	-	-	-	0	0	0	0
17	National Polytechnic Institute Of Angkor	0	0	-	-	-	-	0	0	0	0
18	National Polytechnic Institute Of Cambodia	0	0	-	-	-	-	0	0	0	0
19	National Technical Training Institute	27	2	-	-	-	-	0	0	27	2
20	National Vocation Institute Of Battambang	0	0	-	-	-	-	0	0	0	0
21	Pailin Provincial Training Center	0	0	-	-	-	-	0	0	0	0
22	Polytechnic Institute Of Kampong Cham Provincial	0	0	-	-	-	-	0	0	0	0
23	Polytechnic Institute Of Pursat Provincial	0	0	-	-	-	-	0	0	0	0
24	Polytechnic Institute Of Preah Sihanouk	0	0	-	-	-	-	0	0	0	0
25	Preah Kossomak Polytechnic Institute	0	0	-	-	-	-	0	0	0	0
26	Prear Vihea Provincial Training Center	0	0	-	-	-	-	0	0	0	0
27	Preash Sihanouk Cambodia China Friendship Polytechnic Institute	0	0	-	-	-	-	0	0	0	0
28	Prey Veng Provincial Training Center	0	0	-	-	-	-	0	0	0	0
29	Provincial Training Center	0	0	-	-	-	-	0	0	0	0
30	Ratanakiri Provincial Training Center	0	0	-	-	-	-	0	0	0	0
31	Regional Polytechnic Institute Techo Sen Battambang	0	0	-	-	-	-	0	0	0	0
32	Regional Polytechnic Institute Techo Sen Kampot	0	0	-	-	-	-	0	0	0	0
33	Regional Polytechnic Institute Techo Sen Siem Reap	0	0	-	-	-	-	0	0	0	0
34	Regional Polytechnic Institute Techo Sen Svayrieng	0	0	-	-	-	-	0	0	0	0
35	Regional Polytechnic Institute Techo Sen Takeo	0	0	-	-	-	-	0	0	0	0
36	Rolang Vocational Training School	0	0	-	-	-	-	0	0	0	0
37	Stung Treng Provincial Training Center	0	0	-	-	-	-	0	0	0	0
38	Tboung Khmum Provincial Training Center	0	0	-	-	-	-	0	0	0	0
39	Vocational Training Center Of Preah Vihea Yalay	0	0	-	-	-	-	0	0	0	0
40	NGO and Private Training Providers	N/A	N/A	N/A	N/A	N/A	N/A	N/A	N/A	N/A	N/A
Whole Country		27	2	-	-	-	-	0	0	27	0

Table 11 - Institution Staff by Education Qualification and Pedagogical Training by Institution

No.	Institution	Grand Total	Teaching Staff Total	Teaching Staff									Non Teaching Staff Total	Non Teaching Staff										Teaching Staff with Pedagogy Training		
				Prim.	L.Sec	U.Sec	Short	Cert.	Dipl.	Bach.	Master	PhD		Prim.	L.Sec	U.Sec	Short	Cert.	Dipl.	Bach.	Master	PhD	NONE	Junior	Senior	
1	Banteay Meanchey Provincial Training Center	51	25	0	0	6	9	0	1	7	2	0	26	0	0	1	5	0	0	19	1	0	8	5	12	
2	Battambang Institute Of Technology	54	39	0	0	37	0	0	0	2	0	0	15	0	0	9	0	0	1	1	4	0	2	25	12	
3	Battambang Prey Kon Kla Provincial Training Center	74	66	2	10	33	12	0	2	7	0	0	8	0	1	3	0	0	2	2	0	0	45	4	17	
4	Beng Nimol Vocational Training School	133	53	0	0	0	7	1	13	24	8	0	80	0	0	0	9	0	8	49	14	0	15	1	37	
5	Cambodia India Entrepreneurship Development Institute	70	29	0	0	3	3	0	6	15	2	0	41	1	0	11	3	0	5	18	3	0	6	7	16	
6	Cambodian Thai Skill Development Center	150	96	0	0	27	8	1	31	26	3	0	54	0	0	14	0	2	9	18	11	0	23	46	27	
7	Centre National De La Soie (national Silk Center)	40	15	0	0	0	2	2	4	6	1	0	25	0	0	5	0	4	9	7	0	0	6	4	5	
8	Chantiers Ecoles De Formation Professionelle	140	10	0	0	8	2	0	0	0	0	0	130	0	6	64	1	0	30	25	4	0	6	0	4	
9	Industrial Technical Institute	68	50	1	2	28	10	0	0	9	0	0	18	0	0	14	4	0	0	0	0	0	20	3	27	
10	JVC Technical School & Workshop	74	16	1	0	13	0	0	1	1	0	0	58	0	1	28	3	0	4	22	0	0	11	2	3	
11	Kampong Cham Provincial Training Center	72	60	2	5	52	0	0	1	0	0	0	12	1	1	7	0	0	0	2	1	0	18	15	27	
12	Kandal Provincial Training Center	87	56	0	1	47	0	0	1	7	0	0	31	0	1	22	0	0	0	6	2	0	24	13	19	
13	Kep Provincial Training Center	115	93	14	19	40	9	0	4	5	2	0	22	1	0	11	2	0	1	5	2	0	67	11	15	
14	Koh Kong Provincial Training Center	70	67	1	6	33	17	0	1	9	0	0	3	0	1	1	0	0	1	0	0	0	38	9	20	
15	Kompong Chhannng Provincial Training Center	120	66	9	26	18	7	4	0	2	0	0	54	9	9	20	2	0	0	14	0	0	59	1	6	
16	Kompong Speu Provincial Training Center	80	17	0	0	15	0	0	0	0	2	0	63	0	0	23	0	0	0	11	29	0	0	1	16	
17	Kompong Thom Provincial Training Center	82	43	4	14	12	8	0	1	3	1	0	39	1	0	14	0	0	5	16	3	0	30	5	8	
18	Kratie Provincial Training Center	201	66	0	0	6	3	0	2	37	18	0	135	15	4	15	10	0	9	55	25	2	22	4	40	
19	Monduliri Provincial Training Center	106	23	1	0	0	0	0	1	15	5	1	83	1	1	35	0	0	2	23	21	0	1	7	15	
20	National Institute Of Business	58	47	0	0	28	0	2	0	17	0	0	11	0	0	7	1	0	0	2	1	0	1	19	27	
21	National Polytechnic Institute Of Cambodia	25	12	0	0	6	0	0	4	2	0	0	13	0	1	11	0	0	0	1	0	0	4	4	4	
22	National Technical Training Institute	64	38	1	1	19	6	0	1	10	0	0	26	0	0	13	6	0	0	6	1	0	17	5	16	
23	Pailin Provincial Training Center	177	162	2	23	95	17	0	5	20	0	0	15	0	0	3	0	0	3	9	0	0	107	10	45	
24	Preah Kossomak Polytechnic Institute	107	56	1	6	44	0	0	1	4	0	0	51	1	7	39	0	0	0	2	2	0	32	6	18	
25	Preah Sihanouk Provincial Training Center	119	14	0	0	13	0	0	0	1	0	0	105	0	0	15	3	0	3	53	31	0	13	1	0	
26	Prear Vihea Provincial Training Center	185	143	17	55	54	8	0	0	9	0	0	42	2	5	25	3	0	1	6	0	0	137	0	6	
27	Prey Veng Provincial Training Center	16	12	0	0	2	0	0	0	10	0	0	4	0	0	0	0	0	1	3	0	0	2	1	9	
28	Provincial Training Center of Otdar Meanchey	61	27	1	1	5	7	1	1	10	1	0	34	1	3	12	2	0	3	12	1	0	16	3	8	
29	Pursat Provincial Training Center	68	59	0	0	1	35	0	11	12	0	0	9	0	0	1	0	0	1	7	0	0	49	3	7	
30	Ratanakiri Provincial Training Center	92	31	1	2	22	2	0	0	4	0	0	61	4	3	39	2	0	2	11	0	0	12	15	4	
31	Regional Polytechnic Institute Techo Sen Battambang	131	94	3	2	15	18	0	0	48	8	0	37	0	0	3	3	0	1	21	9	0	27	3	64	
32	Regional Polytechnic Institute Techo Sen Kampot	96	26	0	0	11	1	0	1	10	3	0	70	0	0	59	0	0	3	7	1	0	0	4	22	
33	Regional Polytechnic Institute Techo Sen Siem Reap	97	58	0	1	2	13	1	10	28	3	0	39	0	0	0	1	0	0	33	5	0	22	8	28	

Table 11 - Institution Staff by Education Qualification and Pedagogical Training by Institution

No.	Institution	Grand Total	Teaching Staff Total	Teaching Staff									Non Teaching Staff Total	Non Teaching Staff										Teaching Staff with Pedagogy Training		
				Prim.	L.Sec	U.Sec	Short	Cert.	Dipl.	Bach.	Master	PhD		Prim.	L.Sec	U.Sec	Short	Cert.	Dipl.	Bach.	Master	PhD	NONE	Junior	Senior	
34	Regional Polytechnic Institute Techo Sen Svayrieng	176	155	1	4	48	82	1	2	15	2	0	21	0	0	4	4	0	2	7	4	0	113	10	32	
35	Regional Polytechnic Institute Techo Sen Takeo	142	104	0	0	54	8	0	3	32	6	1	38	1	0	20	1	4	1	10	1	0	35	32	37	
36	Rolang Vocational Training School	28	23	0	3	19	0	0	0	1	0	0	5	1	0	1	0	0	1	2	0	0	12	1	10	
37	Stung Treng Provincial Training Center	62	45	2	2	24	5	0	1	10	1	0	17	0	0	2	3	0	8	3	1	0	26	7	12	
38	Tbong Khmum Provincial Training Center			2	24	25	4	0	3	25	1	0		0	2	3	0	0	3	5	0	0	67	1	16	
39	Vocational Training Center Of Preah Vihea Yalay	23	14	0	0	1	0	1	1	11	0	0	9	0	0	2	1	0	2	4	0	0	5	1	8	
40	NGOs & private training providers																									
Whole Country		3,611	2,094	66	207	866	303	14	113	454	69	2	1,517	39	46	556	69	10	121	497	177	2	1,098	297	699	

Prim. = Primary School
L.Sec = Lower Secondary School
U.Sec = Upper Secondary School
Short = Short Course
Cert. = Certificate Level Course (Level 1, 2 and 3)
Dipl. = Diploma
Bach. = Bachelor
Staff Pedagogy - NONE = No pedagogical training.
Staff Pedagogy - Junior= Staff with Basic pedagogical training and qualified to teach Diploma level and below.
Staff Pedagogy - Senior= Staff with Advance pedagogical training and qualified to teach Bachelor level and below.

Table 12 - Institution Non Teaching Staff by Functions by Institution

No.	Institution	Total	Director	D. Director	Admin	Account	Planning	Equipment Maint.	Facility Maint.	Community Development Specialist	Curriculum Writer	Academic Affair	Librarian	Driver	Other
1	Banteay Meanchey Provincial Training Center	26	1	2	3	2	3	0	0	0	0	9	0	0	6
2	Battambang Institute Of Technology	15	1	3	3	3	0	0	0	0	0	5	0	0	0
3	Battambang Prey Kon Kla Provincial Training Center	8	1	2	0	0	0	0	0	0	0	1	0	0	4
4	Beng Nimol Vocational Training School	80	1	3	4	4	3	2	0	0	0	5	0	0	58
5	Cambodia India Entrepreneurship Development Institute	41	1	1	12	2	1	0	0	0	3	9	0	0	12
6	Cambodian Thai Skill Development Center	54	1	2	6	5	0	3	0	0	0	12	0	0	25
7	Centre National De La Soie (national Silk Center)	25	1	2	2	1	0	1	0	0	0	6	1	0	11
8	Chantiers Ecoles De Formation Professionnelle	130	1	2	12	4	2	1	1	11	3	38	0	0	55
9	Industrial Technical Institute	18	1	1	5	4	5	0	0	1	0	0	0	0	1
10	JVC Technical School & Workshop	58	1	2	5	0	1	0	0	0	6	0	0	0	43
11	Kampong Cham Provincial Training Center	12	1	2	0	1	0	1	0	5	0	0	0	0	2
12	Kandal Provincial Training Center	31	1	2	9	1	1	2	1	3	0	5	0	0	6
13	Kep Provincial Training Center	22	1	0	3	4	2	0	0	0	1	2	0	0	9
14	Koh Kong Provincial Training Center	3	1	2	0	0	0	0	0	0	0	0	0	0	0
15	Kompong Chhannng Provincial Training Center	54	3	2	1	0	0	0	1	11	0	31	0	0	5
16	Kompong Speu Provincial Training Center	63	1	3	3	3	1	1	0	0	0	49	2	0	0
17	Kompong Thom Provincial Training Center	39	1	3	2	1	0	0	0	0	7	21	0	0	4
18	Kratie Provincial Training Center	135	1	4	11	12	4	12	0	0	3	11	3	11	63
19	Monduliri Provincial Training Center	83	1	3	10	2	3	2	0	0	3	34	1	0	24
20	National Institute Of Business	11	1	2	3	1	0	1	0	2	1	0	0	0	0
21	National Polytechnic Institute Of Cambodia	13	1	1	4	2	0	0	0	2	0	1	0	0	2
22	National Technical Training Institute	26	1	2	3	4	0	1	0	2	2	1	0	0	10
23	Pailin Provincial Training Center	15	1	2	0	1	0	0	0	1	0	0	0	0	10
24	Preah Kossomak Polytechnic Institute	51	1	1	0	0	0	0	0	44	0	1	0	0	4
25	Preah Sihanouk Provincial Training Center	105	0	1	12	2	1	0	0	0	3	6	1	0	79
26	Prear Vihea Provincial Training Center	42	1	0	2	0	2	0	0	2	1	6	0	0	28
27	Prey Veng Provincial Training Center	4	1	1	1	0	0	0	0	0	0	1	0	0	0
28	Provincial Training Center of Otdar Meanchey	34	1	1	1	1	0	0	0	9	0	1	0	0	20
29	Pursat Provincial Training Center	9	1	1	2	1	0	0	0	0	0	0	0	0	4
30	Ratanakiri Provincial Training Center	61	1	1	2	2	0	0	0	9	1	2	0	0	43
31	Regional Polytechnic Institute Techo Sen Battambang	37	2	5	4	3	0	0	0	4	4	5	0	0	10
32	Regional Polytechnic Institute Techo Sen Kampot	70	1	3	16	5	0	0	0	10	1	10	0	0	24
33	Regional Polytechnic Institute Techo Sen Siem Reap	39	1	3	21	5	1	0	0	0	0	0	2	0	6
34	Regional Polytechnic Institute Techo Sen Svayrieng	21	1	3	1	3	1	0	0	1	0	2	0	0	9
35	Regional Polytechnic Institute Techo Sen Takeo	38	6	7	5	1	1	0	0	1	0	6	0	3	8
36	Rolang Vocational Training School	5	1	2	2	0	0	0	0	0	0	0	0	0	0
37	Stung Treng Provincial Training Center	17	1	1	3	3	1	0	0	3	1	0	0	0	4
38	Tbong Khmum Provincial Training Center		0	0	2	0	0	0	0	0	1	1	0	0	9
39	Vocational Training Center Of Preah Vihea Yalay	9	1	1	3	0	1	0	0	1	0	1	0	0	1
40	NGOs & private training providers		0	0	0	0	0	0	0	0	0	0	0	0	0

Table 13 A - Non- Formal Student Age 15-19 by Institution

No.	Institution	Enrollment		Drop Out		Graduation	
		Total	Female	Total	Female	Total	Female
1	Banteay Meanchey Provincial Training Center	231	70	N/A	N/A	N/A	N/A
2	Battambang Institute Of Technology	173	34	N/A	N/A	N/A	N/A
3	Beng Nimol Vocational Training School	226	156	N/A	N/A	N/A	N/A
4	Cambodia India Entrepreneurship Development Institute	181	37	N/A	N/A	N/A	N/A
5	Cambodian Thai Skill Development Institute	108	39	N/A	N/A	N/A	N/A
6	Industrial Technical Institute	96	4	N/A	N/A	N/A	N/A
7	Jvc Technical College	0	0	N/A	N/A	N/A	N/A
8	Kandal Provincial Training Center	218	74	N/A	N/A	N/A	N/A
9	Kep Provincial Training Center	57	37	N/A	N/A	N/A	N/A
10	Koh Kong Provincial Training Center	67	23	N/A	N/A	N/A	N/A
11	Kompong Chhannng Provincial Training Center	110	55	N/A	N/A	N/A	N/A
12	Kompong Speu Provincial Training Center	114	56	N/A	N/A	N/A	N/A
13	Kompong Thom Provincial Training Center	221	148	N/A	N/A	N/A	N/A
14	Kratie Provincial Training Center	142	85	N/A	N/A	N/A	N/A
15	Monduliri Provincial Training Center	318	194	N/A	N/A	N/A	N/A
16	National Institute Of Business	0	0	N/A	N/A	N/A	N/A
17	National Polytechnic Institute Of Angkor	184	61	N/A	N/A	N/A	N/A
18	National Polytechnic Institute Of Cambodia	0	0	N/A	N/A	N/A	N/A
19	National Technical Training Institute	0	0	N/A	N/A	N/A	N/A
20	National Vocation Institute Of Battambang	256	142	N/A	N/A	N/A	N/A
21	Pailin Provincial Training Center	0	0	N/A	N/A	N/A	N/A
22	Polytechnic Institute Of Kampong Cham Provincial	175	121	N/A	N/A	N/A	N/A
23	Polytechnic Institute Of Pursat Provincial	194	88	N/A	N/A	N/A	N/A
24	Polytechnic Institute Of Preah Sihanouk	161	81	N/A	N/A	N/A	N/A
25	Preah Kossomak Polytechnic Institute	0	0	N/A	N/A	N/A	N/A
26	Prear Vihea Provincial Training Center	229	137	N/A	N/A	N/A	N/A
27	Preash Sihanouk Cambodia China Friendship Polytechnic Institute	89	27	N/A	N/A	N/A	N/A
28	Prey Veng Provincial Training Center	60	39	N/A	N/A	N/A	N/A
29	Provincial Training Center	69	31	N/A	N/A	N/A	N/A
30	Ratanakiri Provincial Training Center	387	194	N/A	N/A	N/A	N/A
31	Regional Polytechnic Institute Techo Sen Battambang	536	306	N/A	N/A	N/A	N/A
32	Regional Polytechnic Institute Techo Sen Kampot	295	124	N/A	N/A	N/A	N/A
33	Regional Polytechnic Institute Techo Sen Siem Reap	295	169	N/A	N/A	N/A	N/A
34	Regional Polytechnic Institute Techo Sen Svayrieng	203	118	N/A	N/A	N/A	N/A
35	Regional Polytechnic Institute Techo Sen Takeo	307	157	N/A	N/A	N/A	N/A
36	Rolang Vocational Training School	2	0	N/A	N/A	N/A	N/A
37	Stung Treng Provincial Training Center	165	119	N/A	N/A	N/A	N/A
38	Tboung Khmum Provincial Training Center	155	117	N/A	N/A	N/A	N/A
39	Vocational Training Center Of Preah Vihea Yalay	25	22	N/A	N/A	N/A	N/A
40	NGO and Private Training Providers	0	0	N/A	N/A	N/A	N/A
Whole Country		6,049	3,065	N/A	N/A	N/A	N/A

Table 13 B - Non- Formal Student Age 20-24 by Institution

No.	Institution	Enrollment		Drop Out		Graduation	
		Total	Female	Total	Female	Total	Female
1	Banteay Meanchey Provincial Training Center	76	11	N/A	N/A	N/A	N/A
2	Battambang Institute Of Technology	36	12	N/A	N/A	N/A	N/A
3	Beng Nimol Vocational Training School	116	87	N/A	N/A	N/A	N/A
4	Cambodia India Entrepreneurship Development Institute	42	9	N/A	N/A	N/A	N/A
5	Cambodian Thai Skill Development Institute	98	32	N/A	N/A	N/A	N/A
6	Industrial Technical Institute	18	2	N/A	N/A	N/A	N/A
7	Jvc Technical College	0	0	N/A	N/A	N/A	N/A
8	Kandal Provincial Training Center	56	9	N/A	N/A	N/A	N/A
9	Kep Provincial Training Center	0	0	N/A	N/A	N/A	N/A
10	Koh Kong Provincial Training Center	106	49	N/A	N/A	N/A	N/A
11	Kompong Chhang Provincial Training Center	97	46	N/A	N/A	N/A	N/A
12	Kompong Speu Provincial Training Center	35	9	N/A	N/A	N/A	N/A
13	Kompong Thom Provincial Training Center	148	93	N/A	N/A	N/A	N/A
14	Kratie Provincial Training Center	105	67	N/A	N/A	N/A	N/A
15	Monduliri Provincial Training Center	121	76	N/A	N/A	N/A	N/A
16	National Institute Of Business	0	0	N/A	N/A	N/A	N/A
17	National Polytechnic Institute Of Angkor	106	56	N/A	N/A	N/A	N/A
18	National Polytechnic Institute Of Cambodia	0	0	N/A	N/A	N/A	N/A
19	National Technical Training Institute	0	0	N/A	N/A	N/A	N/A
20	National Vocation Institute Of Battambang	165	77	N/A	N/A	N/A	N/A
21	Pailin Provincial Training Center	0	0	N/A	N/A	N/A	N/A
22	Polytechnic Institute Of Kampong Cham Provincial	52	30	N/A	N/A	N/A	N/A
23	Polytechnic Institute Of Pursat Provincial	136	76	N/A	N/A	N/A	N/A
24	Polytechnic Institute Of Preah Sihanouk	70	25	N/A	N/A	N/A	N/A
25	Preah Kossomak Polytechnic Institute	0	0	N/A	N/A	N/A	N/A
26	Prear Vihea Provincial Training Center	54	38	N/A	N/A	N/A	N/A
27	Preash Sihanouk Cambodia China Friendship Polytechnic Institute	32	2	N/A	N/A	N/A	N/A
28	Prey Veng Provincial Training Center	46	20	N/A	N/A	N/A	N/A
29	Provincial Training Center	48	29	N/A	N/A	N/A	N/A
30	Ratanakiri Provincial Training Center	195	92	N/A	N/A	N/A	N/A
31	Regional Polytechnic Institute Techo Sen Battambang	228	159	N/A	N/A	N/A	N/A
32	Regional Polytechnic Institute Techo Sen Kampot	99	58	N/A	N/A	N/A	N/A
33	Regional Polytechnic Institute Techo Sen Siem Reap	197	142	N/A	N/A	N/A	N/A
34	Regional Polytechnic Institute Techo Sen Svayrieng	90	47	N/A	N/A	N/A	N/A
35	Regional Polytechnic Institute Techo Sen Takeo	94	43	N/A	N/A	N/A	N/A
36	Rolang Vocational Training School	0	0	N/A	N/A	N/A	N/A
37	Stung Treng Provincial Training Center	49	29	N/A	N/A	N/A	N/A
38	Tboung Khmum Provincial Training Center	96	56	N/A	N/A	N/A	N/A
39	Vocational Training Center Of Preah Vihea Yalay	31	27	N/A	N/A	N/A	N/A
40	NGO and Private Training Providers	0	0	N/A	N/A	N/A	N/A
Whole Country		2,842	1,508	N/A	N/A	N/A	N/A

Table 13 C - Non- Formal Student Age 25-29 by Institution

No.	Institution	Enrollment		Drop Out		Graduation	
		Total	Female	Total	Female	Total	Female
1	Banteay Meanchey Provincial Training Center	31	4	N/A	N/A	N/A	N/A
2	Battambang Institute Of Technology	8	2	N/A	N/A	N/A	N/A
3	Beng Nimol Vocational Training School	142	107	N/A	N/A	N/A	N/A
4	Cambodia India Entrepreneurship Development Institute	41	8	N/A	N/A	N/A	N/A
5	Cambodian Thai Skill Development Institute	81	17	N/A	N/A	N/A	N/A
6	Industrial Technical Institute	8	0	N/A	N/A	N/A	N/A
7	Jvc Technical College	0	0	N/A	N/A	N/A	N/A
8	Kandal Provincial Training Center	50	11	N/A	N/A	N/A	N/A
9	Kep Provincial Training Center	184	112	N/A	N/A	N/A	N/A
10	Koh Kong Provincial Training Center	104	55	N/A	N/A	N/A	N/A
11	Kompong Chhanng Provincial Training Center	92	50	N/A	N/A	N/A	N/A
12	Kompong Speu Provincial Training Center	51	19	N/A	N/A	N/A	N/A
13	Kompong Thom Provincial Training Center	240	177	N/A	N/A	N/A	N/A
14	Kratie Provincial Training Center	91	29	N/A	N/A	N/A	N/A
15	Mondulhiri Provincial Training Center	116	78	N/A	N/A	N/A	N/A
16	National Institute Of Business	0	0	N/A	N/A	N/A	N/A
17	National Polytechnic Institute Of Angkor	128	89	N/A	N/A	N/A	N/A
18	National Polytechnic Institute Of Cambodia	0	0	N/A	N/A	N/A	N/A
19	National Technical Training Institute	0	0	N/A	N/A	N/A	N/A
20	National Vocation Institute Of Battambang	162	81	N/A	N/A	N/A	N/A
21	Pailin Provincial Training Center	0	0	N/A	N/A	N/A	N/A
22	Polytechnic Institute Of Kampong Cham Provincial	49	31	N/A	N/A	N/A	N/A
23	Polytechnic Institute Of Pursat Provincial	142	92	N/A	N/A	N/A	N/A
24	Polytechnic Institute Of Preah Sihanouk	62	25	N/A	N/A	N/A	N/A
25	Preah Kossomak Polytechnic Institute	0	0	N/A	N/A	N/A	N/A
26	Prear Vihea Provincial Training Center	38	27	N/A	N/A	N/A	N/A
27	Preash Sihanouk Cambodia China Friendship Polytechnic Institute	26	1	N/A	N/A	N/A	N/A
28	Prey Veng Provincial Training Center	52	24	N/A	N/A	N/A	N/A
29	Provincial Training Center	42	17	N/A	N/A	N/A	N/A
30	Ratanakiri Provincial Training Center	198	95	N/A	N/A	N/A	N/A
31	Regional Polytechnic Institute Techo Sen Battambang	226	176	N/A	N/A	N/A	N/A
32	Regional Polytechnic Institute Techo Sen Kampot	104	71	N/A	N/A	N/A	N/A
33	Regional Polytechnic Institute Techo Sen Siem Reap	199	161	N/A	N/A	N/A	N/A
34	Regional Polytechnic Institute Techo Sen Svayrieng	154	102	N/A	N/A	N/A	N/A
35	Regional Polytechnic Institute Techo Sen Takeo	115	57	N/A	N/A	N/A	N/A
36	Rolang Vocational Training School	0	0	N/A	N/A	N/A	N/A
37	Stung Treng Provincial Training Center	37	22	N/A	N/A	N/A	N/A
38	Tboung Khmum Provincial Training Center	129	46	N/A	N/A	N/A	N/A
39	Vocational Training Center Of Preah Vihea Yalay	34	29	N/A	N/A	N/A	N/A
40	NGO and Private Training Providers	0	0	N/A	N/A	N/A	N/A
Whole Country		3,136	1,815	N/A	N/A	N/A	N/A

Table 13 D - Non- Formal Student Age 30-34 by Institution

No.	Institution	Enrollment		Drop Out		Graduation	
		Total	Female	Total	Female	Total	Female
1	Banteay Meanchey Provincial Training Center	13	1	N/A	N/A	N/A	N/A
2	Battambang Institute Of Technology	5	0	N/A	N/A	N/A	N/A
3	Beng Nimol Vocational Training School	143	105	N/A	N/A	N/A	N/A
4	Cambodia India Entrepreneurship Development Institute	23	3	N/A	N/A	N/A	N/A
5	Cambodian Thai Skill Development Institute	62	20	N/A	N/A	N/A	N/A
6	Industrial Technical Institute	6	0	N/A	N/A	N/A	N/A
7	Jvc Technical College	0	0	N/A	N/A	N/A	N/A
8	Kandal Provincial Training Center	58	14	N/A	N/A	N/A	N/A
9	Kep Provincial Training Center	302	212	N/A	N/A	N/A	N/A
10	Koh Kong Provincial Training Center	102	55	N/A	N/A	N/A	N/A
11	Kompong Chhanng Provincial Training Center	117	67	N/A	N/A	N/A	N/A
12	Kompong Speu Provincial Training Center	70	36	N/A	N/A	N/A	N/A
13	Kompong Thom Provincial Training Center	305	241	N/A	N/A	N/A	N/A
14	Kratie Provincial Training Center	101	46	N/A	N/A	N/A	N/A
15	Mondulkiri Provincial Training Center	107	62	N/A	N/A	N/A	N/A
16	National Institute Of Business	0	0	N/A	N/A	N/A	N/A
17	National Polytechnic Institute Of Angkor	153	98	N/A	N/A	N/A	N/A
18	National Polytechnic Institute Of Cambodia	0	0	N/A	N/A	N/A	N/A
19	National Technical Training Institute	0	0	N/A	N/A	N/A	N/A
20	National Vocation Institute Of Battambang	159	79	N/A	N/A	N/A	N/A
21	Pailin Provincial Training Center	0	0	N/A	N/A	N/A	N/A
22	Polytechnic Institute Of Kampong Cham Provincial	66	30	N/A	N/A	N/A	N/A
23	Polytechnic Institute Of Pursat Provincial	155	107	N/A	N/A	N/A	N/A
24	Polytechnic Institute Of Preah Sihanouk	60	35	N/A	N/A	N/A	N/A
25	Preah Kossomak Polytechnic Institute	0	0	N/A	N/A	N/A	N/A
26	Prear Vihea Provincial Training Center	43	33	N/A	N/A	N/A	N/A
27	Preash Sihanouk Cambodia China Friendship Polytechnic Institute	3	0	N/A	N/A	N/A	N/A
28	Prey Veng Provincial Training Center	93	44	N/A	N/A	N/A	N/A
29	Provincial Training Center	56	24	N/A	N/A	N/A	N/A
30	Ratanakiri Provincial Training Center	170	84	N/A	N/A	N/A	N/A
31	Regional Polytechnic Institute Techo Sen Battambang	225	171	N/A	N/A	N/A	N/A
32	Regional Polytechnic Institute Techo Sen Kampot	150	104	N/A	N/A	N/A	N/A
33	Regional Polytechnic Institute Techo Sen Siem Reap	239	207	N/A	N/A	N/A	N/A
34	Regional Polytechnic Institute Techo Sen Svayrieng	264	177	N/A	N/A	N/A	N/A
35	Regional Polytechnic Institute Techo Sen Takeo	162	85	N/A	N/A	N/A	N/A
36	Rolang Vocational Training School	0	0	N/A	N/A	N/A	N/A
37	Stung Treng Provincial Training Center	34	21	N/A	N/A	N/A	N/A
38	Tboung Khmum Provincial Training Center	99	45	N/A	N/A	N/A	N/A
39	Vocational Training Center Of Preah Vihea Yalay	27	25	N/A	N/A	N/A	N/A
40	NGO and Private Training Providers	0	0	N/A	N/A	N/A	N/A
Whole Country		3,572	2,231	N/A	N/A	N/A	N/A

Table 13 E - Non- Formal Student 35-39 by Institution

No.	Institution	Enrollment		Drop Out		Graduation	
		Total	Female	Total	Female	Total	Female
1	Banteay Meanchey Provincial Training Center	3	0	N/A	N/A	N/A	N/A
2	Battambang Institute Of Technology	2	0	N/A	N/A	N/A	N/A
3	Beng Nimol Vocational Training School	124	94	N/A	N/A	N/A	N/A
4	Cambodia India Entrepreneurship Development Institute	9	1	N/A	N/A	N/A	N/A
5	Cambodian Thai Skill Development Institute	13	7	N/A	N/A	N/A	N/A
6	Industrial Technical Institute	0	0	N/A	N/A	N/A	N/A
7	Jvc Technical College	0	0	N/A	N/A	N/A	N/A
8	Kandal Provincial Training Center	20	7	N/A	N/A	N/A	N/A
9	Kep Provincial Training Center	0	0	N/A	N/A	N/A	N/A
10	Koh Kong Provincial Training Center	46	32	N/A	N/A	N/A	N/A
11	Kompong Chhannng Provincial Training Center	49	34	N/A	N/A	N/A	N/A
12	Kompong Speu Provincial Training Center	37	31	N/A	N/A	N/A	N/A
13	Kompong Thom Provincial Training Center	192	153	N/A	N/A	N/A	N/A
14	Kratie Provincial Training Center	65	39	N/A	N/A	N/A	N/A
15	Mondulhiri Provincial Training Center	91	64	N/A	N/A	N/A	N/A
16	National Institute Of Business	0	0	N/A	N/A	N/A	N/A
17	National Polytechnic Institute Of Angkor	79	59	N/A	N/A	N/A	N/A
18	National Polytechnic Institute Of Cambodia	0	0	N/A	N/A	N/A	N/A
19	National Technical Training Institute	0	0	N/A	N/A	N/A	N/A
20	National Vocation Institute Of Battambang	119	61	N/A	N/A	N/A	N/A
21	Pailin Provincial Training Center	0	0	N/A	N/A	N/A	N/A
22	Polytechnic Institute Of Kampong Cham Provincial	43	30	N/A	N/A	N/A	N/A
23	Polytechnic Institute Of Pursat Provincial	80	59	N/A	N/A	N/A	N/A
24	Polytechnic Institute Of Preah Sihanouk	27	18	N/A	N/A	N/A	N/A
25	Preah Kossomak Polytechnic Institute	0	0	N/A	N/A	N/A	N/A
26	Prear Vihea Provincial Training Center	22	18	N/A	N/A	N/A	N/A
27	Preash Sihanouk Cambodia China Friendship Polytechnic Institute	0	0	N/A	N/A	N/A	N/A
28	Prey Veng Provincial Training Center	49	21	N/A	N/A	N/A	N/A
29	Provincial Training Center	22	10	N/A	N/A	N/A	N/A
30	Ratanakiri Provincial Training Center	117	60	N/A	N/A	N/A	N/A
31	Regional Polytechnic Institute Techo Sen Battambang	123	97	N/A	N/A	N/A	N/A
32	Regional Polytechnic Institute Techo Sen Kampot	104	66	N/A	N/A	N/A	N/A
33	Regional Polytechnic Institute Techo Sen Siem Reap	147	125	N/A	N/A	N/A	N/A
34	Regional Polytechnic Institute Techo Sen Svayrieng	184	126	N/A	N/A	N/A	N/A
35	Regional Polytechnic Institute Techo Sen Takeo	119	70	N/A	N/A	N/A	N/A
36	Rolang Vocational Training School	0	0	N/A	N/A	N/A	N/A
37	Stung Treng Provincial Training Center	14	9	N/A	N/A	N/A	N/A
38	Tboung Khmum Provincial Training Center	37	13	N/A	N/A	N/A	N/A
39	Vocational Training Center Of Preah Vihea Yalay	15	12	N/A	N/A	N/A	N/A
40	NGO and Private Training Providers	0	0	N/A	N/A	N/A	N/A
Whole Country		1,952	1,316	N/A	N/A	N/A	N/A

Table 13 F - Non- Formal Student Age 40-44 by Institution

No.	Institution	Enrollment		Drop Out		Graduation	
		Total	Female	Total	Female	Total	Female
1	Banteay Meanchey Provincial Training Center	4	0	N/A	N/A	N/A	N/A
2	Battambang Institute Of Technology	1	0	N/A	N/A	N/A	N/A
3	Beng Nimol Vocational Training School	127	85	N/A	N/A	N/A	N/A
4	Cambodia India Entrepreneurship Development Institute	1	0	N/A	N/A	N/A	N/A
5	Cambodian Thai Skill Development Institute	19	11	N/A	N/A	N/A	N/A
6	Industrial Technical Institute	3	0	N/A	N/A	N/A	N/A
7	Jvc Technical College	0	0	N/A	N/A	N/A	N/A
8	Kandal Provincial Training Center	22	7	N/A	N/A	N/A	N/A
9	Kep Provincial Training Center	72	67	N/A	N/A	N/A	N/A
10	Koh Kong Provincial Training Center	62	38	N/A	N/A	N/A	N/A
11	Kompong Chhannng Provincial Training Center	75	60	N/A	N/A	N/A	N/A
12	Kompong Speu Provincial Training Center	69	47	N/A	N/A	N/A	N/A
13	Kompong Thom Provincial Training Center	217	168	N/A	N/A	N/A	N/A
14	Kratie Provincial Training Center	56	29	N/A	N/A	N/A	N/A
15	Mondulkiri Provincial Training Center	102	62	N/A	N/A	N/A	N/A
16	National Institute Of Business	0	0	N/A	N/A	N/A	N/A
17	National Polytechnic Institute Of Angkor	67	48	N/A	N/A	N/A	N/A
18	National Polytechnic Institute Of Cambodia	0	0	N/A	N/A	N/A	N/A
19	National Technical Training Institute	0	0	N/A	N/A	N/A	N/A
20	National Vocation Institute Of Battambang	115	59	N/A	N/A	N/A	N/A
21	Pailin Provincial Training Center	0	0	N/A	N/A	N/A	N/A
22	Polytechnic Institute Of Kampong Cham Provincial	54	35	N/A	N/A	N/A	N/A
23	Polytechnic Institute Of Pursat Provincial	112	81	N/A	N/A	N/A	N/A
24	Polytechnic Institute Of Preah Sihanouk	43	33	N/A	N/A	N/A	N/A
25	Preah Kossomak Polytechnic Institute	0	0	N/A	N/A	N/A	N/A
26	Prear Vihea Provincial Training Center	29	20	N/A	N/A	N/A	N/A
27	Preash Sihanouk Cambodia China Friendship Polytechnic Institute	0	0	N/A	N/A	N/A	N/A
28	Prey Veng Provincial Training Center	81	41	N/A	N/A	N/A	N/A
29	Provincial Training Center	18	11	N/A	N/A	N/A	N/A
30	Ratanakiri Provincial Training Center	101	48	N/A	N/A	N/A	N/A
31	Regional Polytechnic Institute Techo Sen Battambang	167	124	N/A	N/A	N/A	N/A
32	Regional Polytechnic Institute Techo Sen Kampot	156	98	N/A	N/A	N/A	N/A
33	Regional Polytechnic Institute Techo Sen Siem Reap	177	145	N/A	N/A	N/A	N/A
34	Regional Polytechnic Institute Techo Sen Svayrieng	351	242	N/A	N/A	N/A	N/A
35	Regional Polytechnic Institute Techo Sen Takeo	168	99	N/A	N/A	N/A	N/A
36	Rolang Vocational Training School	0	0	N/A	N/A	N/A	N/A
37	Stung Treng Provincial Training Center	18	13	N/A	N/A	N/A	N/A
38	Tboung Khmum Provincial Training Center	37	19	N/A	N/A	N/A	N/A
39	Vocational Training Center Of Preah Vihea Yalay	17	15	N/A	N/A	N/A	N/A
40	NGO and Private Training Providers	0	0	N/A	N/A	N/A	N/A
Whole Country		2,541	1,705	N/A	N/A	N/A	N/A

Table 13 G - Non- Formal Student Age 45-49 by Institution

No.	Institution	Enrollment		Drop Out		Graduation	
		Total	Female	Total	Female	Total	Female
1	Banteay Meanchey Provincial Training Center	2	0	N/A	N/A	N/A	N/A
2	Battambang Institute Of Technology	0	0	N/A	N/A	N/A	N/A
3	Beng Nimol Vocational Training School	126	92	N/A	N/A	N/A	N/A
4	Cambodia India Entrepreneurship Development Institute	1	0	N/A	N/A	N/A	N/A
5	Cambodian Thai Skill Development Institute	5	4	N/A	N/A	N/A	N/A
6	Industrial Technical Institute	0	0	N/A	N/A	N/A	N/A
7	Jvc Technical College	0	0	N/A	N/A	N/A	N/A
8	Kandal Provincial Training Center	33	14	N/A	N/A	N/A	N/A
9	Kep Provincial Training Center	59	48	N/A	N/A	N/A	N/A
10	Koh Kong Provincial Training Center	26	12	N/A	N/A	N/A	N/A
11	Kompong Chhang Provincial Training Center	69	57	N/A	N/A	N/A	N/A
12	Kompong Speu Provincial Training Center	74	53	N/A	N/A	N/A	N/A
13	Kompong Thom Provincial Training Center	220	158	N/A	N/A	N/A	N/A
14	Kratie Provincial Training Center	27	13	N/A	N/A	N/A	N/A
15	Monduliri Provincial Training Center	76	50	N/A	N/A	N/A	N/A
16	National Institute Of Business	0	0	N/A	N/A	N/A	N/A
17	National Polytechnic Institute Of Angkor	89	63	N/A	N/A	N/A	N/A
18	National Polytechnic Institute Of Cambodia	0	0	N/A	N/A	N/A	N/A
19	National Technical Training Institute	0	0	N/A	N/A	N/A	N/A
20	National Vocation Institute Of Battambang	101	49	N/A	N/A	N/A	N/A
21	Pailin Provincial Training Center	0	0	N/A	N/A	N/A	N/A
22	Polytechnic Institute Of Kampong Cham Provincial	40	22	N/A	N/A	N/A	N/A
23	Polytechnic Institute Of Pursat Provincial	137	100	N/A	N/A	N/A	N/A
24	Polytechnic Institute Of Preah Sihanouk	61	42	N/A	N/A	N/A	N/A
25	Preah Kossamak Polytechnic Institute	0	0	N/A	N/A	N/A	N/A
26	Prear Vihea Provincial Training Center	27	15	N/A	N/A	N/A	N/A
27	Preash Sihanouk Cambodia China Friendship Polytechnic	0	0	N/A	N/A	N/A	N/A
28	Prey Veng Provincial Training Center	69	33	N/A	N/A	N/A	N/A
29	Provincial Training Center	33	25	N/A	N/A	N/A	N/A
30	Ratanakiri Provincial Training Center	74	33	N/A	N/A	N/A	N/A
31	Regional Polytechnic Institute Techo Sen Battambang	138	89	N/A	N/A	N/A	N/A
32	Regional Polytechnic Institute Techo Sen Kampot	142	93	N/A	N/A	N/A	N/A
33	Regional Polytechnic Institute Techo Sen Siem Reap	173	148	N/A	N/A	N/A	N/A
34	Regional Polytechnic Institute Techo Sen Svayrieng	303	186	N/A	N/A	N/A	N/A
35	Regional Polytechnic Institute Techo Sen Takeo	154	89	N/A	N/A	N/A	N/A
36	Rolang Vocational Training School	0	0	N/A	N/A	N/A	N/A
37	Stung Treng Provincial Training Center	14	10	N/A	N/A	N/A	N/A
38	Tboung Khmum Provincial Training Center	28	17	N/A	N/A	N/A	N/A
39	Vocational Training Center Of Preah Vihea Yalay	24	20	N/A	N/A	N/A	N/A
40	NGO and Private Training Providers	0	0	N/A	N/A	N/A	N/A
Whole Country		2,325	1,535	N/A	N/A	N/A	N/A

Table 13 H - Non- Formal Student Age 50-54 by Institution

No.	Institution	Enrollment		Drop Out		Graduation	
		Total	Female	Total	Female	Total	Female
1	Banteay Meanchey Provincial Training Center	0	0	N/A	N/A	N/A	N/A
2	Battambang Institute Of Technology	0	0	N/A	N/A	N/A	N/A
3	Beng Nimol Vocational Training School	113	65	N/A	N/A	N/A	N/A
4	Cambodia India Entrepreneurship Development Institute	0	0	N/A	N/A	N/A	N/A
5	Cambodian Thai Skill Development Institute	9	7	N/A	N/A	N/A	N/A
6	Industrial Technical Institute	0	0	N/A	N/A	N/A	N/A
7	Jvc Technical College	0	0	N/A	N/A	N/A	N/A
8	Kandal Provincial Training Center	35	15	N/A	N/A	N/A	N/A
9	Keo Provincial Training Center	0	0	N/A	N/A	N/A	N/A
10	Koh Kong Provincial Training Center	29	16	N/A	N/A	N/A	N/A
11	Kompong Chhannng Provincial Training Center	53	41	N/A	N/A	N/A	N/A
12	Kompong Speu Provincial Training Center	76	62	N/A	N/A	N/A	N/A
13	Kompong Thom Provincial Training Center	170	123	N/A	N/A	N/A	N/A
14	Kratie Provincial Training Center	10	5	N/A	N/A	N/A	N/A
15	Mondulhiri Provincial Training Center	59	35	N/A	N/A	N/A	N/A
16	National Institute Of Business	0	0	N/A	N/A	N/A	N/A
17	National Polytechnic Institute Of Angkor	70	44	N/A	N/A	N/A	N/A
18	National Polytechnic Institute Of Cambodia	0	0	N/A	N/A	N/A	N/A
19	National Technical Training Institute	0	0	N/A	N/A	N/A	N/A
20	National Vocation Institute Of Battambang	111	61	N/A	N/A	N/A	N/A
21	Pailin Provincial Training Center	0	0	N/A	N/A	N/A	N/A
22	Polytechnic Institute Of Kampong Cham Provincial	49	27	N/A	N/A	N/A	N/A
23	Polytechnic Institute Of Pursat Provincial	127	85	N/A	N/A	N/A	N/A
24	Polytechnic Institute Of Preah Sihanouk	42	25	N/A	N/A	N/A	N/A
25	Preah Kossomak Polytechnic Institute	0	0	N/A	N/A	N/A	N/A
26	Prear Vihea Provincial Training Center	39	19	N/A	N/A	N/A	N/A
27	Preash Sihanouk Cambodia China Friendship Polytechnic Institute	0	0	N/A	N/A	N/A	N/A
28	Prey Veng Provincial Training Center	62	19	N/A	N/A	N/A	N/A
29	Provincial Training Center	27	17	N/A	N/A	N/A	N/A
30	Ratanakiri Provincial Training Center	62	28	N/A	N/A	N/A	N/A
31	Regional Polytechnic Institute Techo Sen Battambang	181	121	N/A	N/A	N/A	N/A
32	Regional Polytechnic Institute Techo Sen Kampot	110	75	N/A	N/A	N/A	N/A
33	Regional Polytechnic Institute Techo Sen Siem Reap	114	83	N/A	N/A	N/A	N/A
34	Regional Polytechnic Institute Techo Sen Svayrieng	241	129	N/A	N/A	N/A	N/A
35	Regional Polytechnic Institute Techo Sen Takeo	132	80	N/A	N/A	N/A	N/A
36	Rolang Vocational Training School	0	0	N/A	N/A	N/A	N/A
37	Stung Treng Provincial Training Center	16	9	N/A	N/A	N/A	N/A
38	Tboung Khmum Provincial Training Center	22	12	N/A	N/A	N/A	N/A
39	Vocational Training Center Of Preah Vihea Yalay	13	9	N/A	N/A	N/A	N/A
40	NGO and Private Training Providers	0	0	N/A	N/A	N/A	N/A
Whole Country		1,972	1,212	N/A	N/A	N/A	N/A

Table 13 I - Non- Formal Student Age 55-59 by Institution

No.	Institution	Enrollment		Drop Out		Graduation	
		Total	Female	Total	Female	Total	Female
1	Banteay Meanchey Provincial Training Center	0	0	N/A	N/A	N/A	N/A
2	Battambang Institute Of Technology	0	0	N/A	N/A	N/A	N/A
3	Beng Nimol Vocational Training School	86	53	N/A	N/A	N/A	N/A
4	Cambodia India Entrepreneurship Development Institute	1	0	N/A	N/A	N/A	N/A
5	Cambodian Thai Skill Development Institute	5	4	N/A	N/A	N/A	N/A
6	Industrial Technical Institute	0	0	N/A	N/A	N/A	N/A
7	Jvc Technical College	0	0	N/A	N/A	N/A	N/A
8	Kandal Provincial Training Center	22	8	N/A	N/A	N/A	N/A
9	Kep Provincial Training Center	60	50	N/A	N/A	N/A	N/A
10	Koh Kong Provincial Training Center	7	3	N/A	N/A	N/A	N/A
11	Kompong Chhannng Provincial Training Center	33	27	N/A	N/A	N/A	N/A
12	Kompong Speu Provincial Training Center	43	31	N/A	N/A	N/A	N/A
13	Kompong Thom Provincial Training Center	102	62	N/A	N/A	N/A	N/A
14	Kratie Provincial Training Center	10	6	N/A	N/A	N/A	N/A
15	Monduliri Provincial Training Center	34	26	N/A	N/A	N/A	N/A
16	National Institute Of Business	0	0	N/A	N/A	N/A	N/A
17	National Polytechnic Institute Of Angkor	32	17	N/A	N/A	N/A	N/A
18	National Polytechnic Institute Of Cambodia	0	0	N/A	N/A	N/A	N/A
19	National Technical Training Institute	0	0	N/A	N/A	N/A	N/A
20	National Vocation Institute Of Battambang	84	44	N/A	N/A	N/A	N/A
21	Pailin Provincial Training Center	0	0	N/A	N/A	N/A	N/A
22	Polytechnic Institute Of Kampong Cham Provincial	31	14	N/A	N/A	N/A	N/A
23	Polytechnic Institute Of Pursat Provincial	86	67	N/A	N/A	N/A	N/A
24	Polytechnic Institute Of Preah Sihanouk	22	11	N/A	N/A	N/A	N/A
25	Preah Kossomak Polytechnic Institute	0	0	N/A	N/A	N/A	N/A
26	Prear Vihea Provincial Training Center	16	8	N/A	N/A	N/A	N/A
27	Preash Sihanouk Cambodia China Friendship Polytechnic Institute	0	0	N/A	N/A	N/A	N/A
28	Prey Veng Provincial Training Center	33	11	N/A	N/A	N/A	N/A
29	Provincial Training Center	14	7	N/A	N/A	N/A	N/A
30	Ratanakiri Provincial Training Center	38	17	N/A	N/A	N/A	N/A
31	Regional Polytechnic Institute Techo Sen Battambang	141	101	N/A	N/A	N/A	N/A
32	Regional Polytechnic Institute Techo Sen Kampot	101	66	N/A	N/A	N/A	N/A
33	Regional Polytechnic Institute Techo Sen Siem Reap	72	47	N/A	N/A	N/A	N/A
34	Regional Polytechnic Institute Techo Sen Svayrieng	215	126	N/A	N/A	N/A	N/A
35	Regional Polytechnic Institute Techo Sen Takeo	89	50	N/A	N/A	N/A	N/A
36	Rolang Vocational Training School	0	0	N/A	N/A	N/A	N/A
37	Stung Treng Provincial Training Center	8	7	N/A	N/A	N/A	N/A
38	Tboung Khmum Provincial Training Center	3	1	N/A	N/A	N/A	N/A
39	Vocational Training Center Of Preah Vihea Yalay	9	7	N/A	N/A	N/A	N/A
40	NGO and Private Training Providers	0	0	N/A	N/A	N/A	N/A
Whole Country		1,397	871	N/A	N/A	N/A	N/A

Table 13 J - Non- Formal Student 60-64 by Institution

No.	Institution	Enrollment		Drop Out		Graduation	
		Total	Female	Total	Female	Total	Female
1	Banteay Meanchey Provincial Training Center	0	0	N/A	N/A	N/A	N/A
2	Battambang Institute Of Technology	0	0	N/A	N/A	N/A	N/A
3	Beng Nimol Vocational Training School	63	31	N/A	N/A	N/A	N/A
4	Cambodia India Entrepreneurship Development Institute	1	0	N/A	N/A	N/A	N/A
5	Cambodian Thai Skill Development Institute	9	4	N/A	N/A	N/A	N/A
6	Industrial Technical Institute	0	0	N/A	N/A	N/A	N/A
7	Jvc Technical College	0	0	N/A	N/A	N/A	N/A
8	Kandal Provincial Training Center	16	11	N/A	N/A	N/A	N/A
9	Kep Provincial Training Center	0	0	N/A	N/A	N/A	N/A
10	Koh Kong Provincial Training Center	4	2	N/A	N/A	N/A	N/A
11	Kompong Chhannng Provincial Training Center	17	11	N/A	N/A	N/A	N/A
12	Kompong Speu Provincial Training Center	23	17	N/A	N/A	N/A	N/A
13	Kompong Thom Provincial Training Center	67	36	N/A	N/A	N/A	N/A
14	Kratie Provincial Training Center	1	0	N/A	N/A	N/A	N/A
15	Mondulkiri Provincial Training Center	17	10	N/A	N/A	N/A	N/A
16	National Institute Of Business	0	0	N/A	N/A	N/A	N/A
17	National Polytechnic Institute Of Angkor	23	12	N/A	N/A	N/A	N/A
18	National Polytechnic Institute Of Cambodia	0	0	N/A	N/A	N/A	N/A
19	National Technical Training Institute	0	0	N/A	N/A	N/A	N/A
20	National Vocation Institute Of Battambang	70	40	N/A	N/A	N/A	N/A
21	Pailin Provincial Training Center	0	0	N/A	N/A	N/A	N/A
22	Polytechnic Institute Of Kampong Cham Provincial	16	6	N/A	N/A	N/A	N/A
23	Polytechnic Institute Of Pursat Provincial	48	30	N/A	N/A	N/A	N/A
24	Polytechnic Institute Of Preah Sihanouk	26	11	N/A	N/A	N/A	N/A
25	Preah Kossomak Polytechnic Institute	0	0	N/A	N/A	N/A	N/A
26	Prear Vihea Provincial Training Center	4	2	N/A	N/A	N/A	N/A
27	Preash Sihanouk Cambodia China Friendship Polytechnic Institute	0	0	N/A	N/A	N/A	N/A
28	Prey Veng Provincial Training Center	38	10	N/A	N/A	N/A	N/A
29	Provincial Training Center	11	7	N/A	N/A	N/A	N/A
30	Ratanakiri Provincial Training Center	14	9	N/A	N/A	N/A	N/A
31	Regional Polytechnic Institute Techo Sen Battambang	111	78	N/A	N/A	N/A	N/A
32	Regional Polytechnic Institute Techo Sen Kampot	63	32	N/A	N/A	N/A	N/A
33	Regional Polytechnic Institute Techo Sen Siem Reap	36	24	N/A	N/A	N/A	N/A
34	Regional Polytechnic Institute Techo Sen Svayrieng	139	76	N/A	N/A	N/A	N/A
35	Regional Polytechnic Institute Techo Sen Takeo	49	16	N/A	N/A	N/A	N/A
36	Rolang Vocational Training School	0	0	N/A	N/A	N/A	N/A
37	Stung Treng Provincial Training Center	4	3	N/A	N/A	N/A	N/A
38	Tboung Khmum Provincial Training Center	6	2	N/A	N/A	N/A	N/A
39	Vocational Training Center Of Preah Vihea Yalay	4	3	N/A	N/A	N/A	N/A
40	NGO and Private Training Providers	0	0	N/A	N/A	N/A	N/A
Whole Country		880	483	N/A	N/A	N/A	N/A

Table 13 K - Non- Formal Student 65-UP by Institution

No.	Institution	Enrollment		Drop Out		Graduation	
		Total	Female	Total	Female	Total	Female
1	Banteay Meanchey Provincial Training Center	0	0	N/A	N/A	N/A	N/A
2	Battambang Institute Of Technology	0	0	N/A	N/A	N/A	N/A
3	Beng Nimol Vocational Training School	44	10	N/A	N/A	N/A	N/A
4	Cambodia India Entrepreneurship Development Institute	0	0	N/A	N/A	N/A	N/A
5	Cambodian Thai Skill Development Institute	1	0	N/A	N/A	N/A	N/A
6	Industrial Technical Institute	0	0	N/A	N/A	N/A	N/A
7	Jvc Technical College	0	0	N/A	N/A	N/A	N/A
8	Kandal Provincial Training Center	20	5	N/A	N/A	N/A	N/A
9	Kep Provincial Training Center	0	0	N/A	N/A	N/A	N/A
10	Koh Kong Provincial Training Center	1	1	N/A	N/A	N/A	N/A
11	Kompong Chhannng Provincial Training Center	8	3	N/A	N/A	N/A	N/A
12	Kompong Speu Provincial Training Center	18	10	N/A	N/A	N/A	N/A
13	Kompong Thom Provincial Training Center	32	13	N/A	N/A	N/A	N/A
14	Kratie Provincial Training Center	2	1	N/A	N/A	N/A	N/A
15	Mondulkiri Provincial Training Center	5	1	N/A	N/A	N/A	N/A
16	National Institute Of Business	0	0	N/A	N/A	N/A	N/A
17	National Polytechnic Institute Of Angkor	8	6	N/A	N/A	N/A	N/A
18	National Polytechnic Institute Of Cambodia	0	0	N/A	N/A	N/A	N/A
19	National Technical Training Institute	0	0	N/A	N/A	N/A	N/A
20	National Vocation Institute Of Battambang	20	5	N/A	N/A	N/A	N/A
21	Pailin Provincial Training Center	0	0	N/A	N/A	N/A	N/A
22	Polytechnic Institute Of Kampong Cham Provincial	16	3	N/A	N/A	N/A	N/A
23	Polytechnic Institute Of Pursat Provincial	37	16	N/A	N/A	N/A	N/A
24	Polytechnic Institute Of Preah Sihanouk	14	8	N/A	N/A	N/A	N/A
25	Preah Kossomak Polytechnic Institute	0	0	N/A	N/A	N/A	N/A
26	Prear Vihea Provincial Training Center	5	4	N/A	N/A	N/A	N/A
27	Preash Sihanouk Cambodia China Friendship Polytechnic Institute	0	0	N/A	N/A	N/A	N/A
28	Prey Veng Provincial Training Center	7	3	N/A	N/A	N/A	N/A
29	Provincial Training Center	2	2	N/A	N/A	N/A	N/A
30	Ratanakiri Provincial Training Center	19	9	N/A	N/A	N/A	N/A
31	Regional Polytechnic Institute Techo Sen Battambang	43	14	N/A	N/A	N/A	N/A
32	Regional Polytechnic Institute Techo Sen Kampot	13	8	N/A	N/A	N/A	N/A
33	Regional Polytechnic Institute Techo Sen Siem Reap	12	5	N/A	N/A	N/A	N/A
34	Regional Polytechnic Institute Techo Sen Svayrieng	98	48	N/A	N/A	N/A	N/A
35	Regional Polytechnic Institute Techo Sen Takeo	39	12	N/A	N/A	N/A	N/A
36	Rolang Vocational Training School	0	0	N/A	N/A	N/A	N/A
37	Stung Treng Provincial Training Center	1	0	N/A	N/A	N/A	N/A
38	Tboung Khmum Provincial Training Center	3	3	N/A	N/A	N/A	N/A
39	Vocational Training Center Of Preah Vihea Yalay	1	1	N/A	N/A	N/A	N/A
40	NGO and Private Training Providers	0	0	N/A	N/A	N/A	N/A
Whole Country		469	191	N/A	N/A	N/A	N/A

Table 14 A - Formal Student Age 15-19 by Institution

No.	Institution	Enrollment		Drop Out		Graduation	
		Total	Female	Total	Female	Total	Female
1	Banteay Meanchey Provincial Training Center	131	52	N/A	N/A	N/A	N/A
2	Battambang Institute Of Technology	364	65	N/A	N/A	N/A	N/A
3	Beng Nimol Vocational Training School	0	0	N/A	N/A	N/A	N/A
4	Cambodia India Entrepreneurship Development Institute	914	370	N/A	N/A	N/A	N/A
5	Cambodian Thai Skill Development Institute	216	39	N/A	N/A	N/A	N/A
6	Industrial Technical Institute	215	19	N/A	N/A	N/A	N/A
7	Jvc Technical College	285	28	N/A	N/A	N/A	N/A
8	Kandal Provincial Training Center	172	67	N/A	N/A	N/A	N/A
9	Keo Provincial Training Center	0	0	N/A	N/A	N/A	N/A
10	Koh Kong Provincial Training Center	67	37	N/A	N/A	N/A	N/A
11	Kompong Chhannng Provincial Training Center	45	22	N/A	N/A	N/A	N/A
12	Kompong Speu Provincial Training Center	136	34	N/A	N/A	N/A	N/A
13	Kompong Thom Provincial Training Center	113	67	N/A	N/A	N/A	N/A
14	Kratie Provincial Training Center	74	22	N/A	N/A	N/A	N/A
15	Monduliri Provincial Training Center	0	0	N/A	N/A	N/A	N/A
16	National Institute Of Business	1,688	1,167	N/A	N/A	N/A	N/A
17	National Polytechnic Institute Of Angkor	358	84	N/A	N/A	N/A	N/A
18	National Polytechnic Institute Of Cambodia	2,664	295	N/A	N/A	N/A	N/A
19	National Technical Training Institute	1,359	132	N/A	N/A	N/A	N/A
20	National Vocation Institute Of Battambang	172	95	N/A	N/A	N/A	N/A
21	Pailin Provincial Training Center	0	0	N/A	N/A	N/A	N/A
22	Polytechnic Institute Of Kampong Cham Provincial	240	156	N/A	N/A	N/A	N/A
23	Polytechnic Institute Of Pursat Provincial	181	80	N/A	N/A	N/A	N/A
24	Polytechnic Institute Of Preah Sihanouk	259	81	N/A	N/A	N/A	N/A
25	Preah Kossamak Polytechnic Institute	3,373	691	N/A	N/A	N/A	N/A
26	Prear Vihea Provincial Training Center	0	0	N/A	N/A	N/A	N/A
27	Preash Sihanouk Cambodia China Friendship Polytechnic Institute	88	25	N/A	N/A	N/A	N/A
28	Prey Veng Provincial Training Center	20	11	N/A	N/A	N/A	N/A
29	Provincial Training Center	0	0	N/A	N/A	N/A	N/A
30	Ratanakiri Provincial Training Center	42	12	N/A	N/A	N/A	N/A
31	Regional Polytechnic Institute Techo Sen Battambang	583	182	N/A	N/A	N/A	N/A
32	Regional Polytechnic Institute Techo Sen Kampot	508	231	N/A	N/A	N/A	N/A
33	Regional Polytechnic Institute Techo Sen Siem Reap	247	79	N/A	N/A	N/A	N/A
34	Regional Polytechnic Institute Techo Sen Svayrieng	475	127	N/A	N/A	N/A	N/A
35	Regional Polytechnic Institute Techo Sen Takeo	0	0	N/A	N/A	N/A	N/A
36	Rolang Vocational Training School	0	0	N/A	N/A	N/A	N/A
37	Stung Treng Provincial Training Center	0	0	N/A	N/A	N/A	N/A
38	Tboung Khmum Provincial Training Center	0	0	N/A	N/A	N/A	N/A
39	Vocational Training Center Of Preah Vihea Yalay	0	0	N/A	N/A	N/A	N/A
40	NGO and Private Training Providers	0	0	N/A	N/A	N/A	N/A
Whole Country		14,989	4,270	N/A	N/A	N/A	N/A

Table 14 B - Formal Student Age 20-24 by Institution

No.	Institution	Enrollment		Drop Out		Graduation	
		Total	Female	Total	Female	Total	Female
1	Banteay Meanchey Provincial Training Center	13	5	N/A	N/A	N/A	N/A
2	Battambang Institute Of Technology	37	3	N/A	N/A	N/A	N/A
3	Beng Nimol Vocational Training School	0	0	N/A	N/A	N/A	N/A
4	Cambodia India Entrepreneurship Development Institute	53	10	N/A	N/A	N/A	N/A
5	Cambodian Thai Skill Development Institute	22	1	N/A	N/A	N/A	N/A
6	Industrial Technical Institute	27	2	N/A	N/A	N/A	N/A
7	Jvc Technical College	18	0	N/A	N/A	N/A	N/A
8	Kandal Provincial Training Center	16	2	N/A	N/A	N/A	N/A
9	Kep Provincial Training Center	0	0	N/A	N/A	N/A	N/A
10	Koh Kong Provincial Training Center	19	3	N/A	N/A	N/A	N/A
11	Kompong Chhang Provincial Training Center	5	0	N/A	N/A	N/A	N/A
12	Kompong Speu Provincial Training Center	4	1	N/A	N/A	N/A	N/A
13	Kompong Thom Provincial Training Center	4	0	N/A	N/A	N/A	N/A
14	Kratie Provincial Training Center	0	0	N/A	N/A	N/A	N/A
15	Monduliri Provincial Training Center	0	0	N/A	N/A	N/A	N/A
16	National Institute Of Business	557	328	N/A	N/A	N/A	N/A
17	National Polytechnic Institute Of Angkor	64	6	N/A	N/A	N/A	N/A
18	National Polytechnic Institute Of Cambodia	168	8	N/A	N/A	N/A	N/A
19	National Technical Training Institute	70	8	N/A	N/A	N/A	N/A
20	National Vocation Institute Of Battambang	42	9	N/A	N/A	N/A	N/A
21	Pailin Provincial Training Center	0	0	N/A	N/A	N/A	N/A
22	Polytechnic Institute Of Kampong Cham Provincial	21	11	N/A	N/A	N/A	N/A
23	Polytechnic Institute Of Pursat Provincial	11	3	N/A	N/A	N/A	N/A
24	Polytechnic Institute Of Preah Sihanouk	32	2	N/A	N/A	N/A	N/A
25	Preah Kossamak Polytechnic Institute	644	142	N/A	N/A	N/A	N/A
26	Prear Vihea Provincial Training Center	0	0	N/A	N/A	N/A	N/A
27	Preash Sihanouk Cambodia China Friendship Polytechnic Institute	12	3	N/A	N/A	N/A	N/A
28	Prey Veng Provincial Training Center	0	0	N/A	N/A	N/A	N/A
29	Provincial Training Center	0	0	N/A	N/A	N/A	N/A
30	Ratanakiri Provincial Training Center	8	2	N/A	N/A	N/A	N/A
31	Regional Polytechnic Institute Techo Sen Battambang	74	13	N/A	N/A	N/A	N/A
32	Regional Polytechnic Institute Techo Sen Kampot	17	6	N/A	N/A	N/A	N/A
33	Regional Polytechnic Institute Techo Sen Siem Reap	37	5	N/A	N/A	N/A	N/A
34	Regional Polytechnic Institute Techo Sen Svayrieng	45	13	N/A	N/A	N/A	N/A
35	Regional Polytechnic Institute Techo Sen Takeo	0	0	N/A	N/A	N/A	N/A
36	Rolang Vocational Training School	0	0	N/A	N/A	N/A	N/A
37	Stung Treng Provincial Training Center	0	0	N/A	N/A	N/A	N/A
38	Tboung Khmum Provincial Training Center	0	0	N/A	N/A	N/A	N/A
39	Vocational Training Center Of Preah Vihea Yalay	0	0	N/A	N/A	N/A	N/A
40	NGO and Private Training Providers	0	0	N/A	N/A	N/A	N/A
Whole Country		2,020	586	N/A	N/A	N/A	N/A

Table 14 C - Formal Student Age 25-29 by Institution

No.	Institution	Enrollment		Drop Out		Graduation	
		Total	Female	Total	Female	Total	Female
1	Banteay Meanchey Provincial Training Center	7	1	N/A	N/A	N/A	N/A
2	Battambang Institute Of Technology	17	0	N/A	N/A	N/A	N/A
3	Beng Nimol Vocational Training School	0	0	N/A	N/A	N/A	N/A
4	Cambodia India Entrepreneurship Development Institute	12	0	N/A	N/A	N/A	N/A
5	Cambodian Thai Skill Development Institute	10	0	N/A	N/A	N/A	N/A
6	Industrial Technical Institute	11	1	N/A	N/A	N/A	N/A
7	Jvc Technical College	4	0	N/A	N/A	N/A	N/A
8	Kandal Provincial Training Center	17	3	N/A	N/A	N/A	N/A
9	Kep Provincial Training Center	0	0	N/A	N/A	N/A	N/A
10	Koh Kong Provincial Training Center	3	0	N/A	N/A	N/A	N/A
11	Kompong Chhannng Provincial Training Center	3	0	N/A	N/A	N/A	N/A
12	Kompong Speu Provincial Training Center	0	0	N/A	N/A	N/A	N/A
13	Kompong Thom Provincial Training Center	3	0	N/A	N/A	N/A	N/A
14	Kratie Provincial Training Center	0	0	N/A	N/A	N/A	N/A
15	Mondulkiri Provincial Training Center	0	0	N/A	N/A	N/A	N/A
16	National Institute Of Business	44	10	N/A	N/A	N/A	N/A
17	National Polytechnic Institute Of Angkor	40	2	N/A	N/A	N/A	N/A
18	National Polytechnic Institute Of Cambodia	22	1	N/A	N/A	N/A	N/A
19	National Technical Training Institute	20	2	N/A	N/A	N/A	N/A
20	National Vocation Institute Of Battambang	15	2	N/A	N/A	N/A	N/A
21	Pailin Provincial Training Center	0	0	N/A	N/A	N/A	N/A
22	Polytechnic Institute Of Kampong Cham Provincial	4	1	N/A	N/A	N/A	N/A
23	Polytechnic Institute Of Pursat Provincial	7	2	N/A	N/A	N/A	N/A
24	Polytechnic Institute Of Preah Sihanouk	11	1	N/A	N/A	N/A	N/A
25	Preah Kossomak Polytechnic Institute	110	23	N/A	N/A	N/A	N/A
26	Prear Vihea Provincial Training Center	0	0	N/A	N/A	N/A	N/A
27	Preash Sihanouk Cambodia China Friendship Polytechnic Institute	4	0	N/A	N/A	N/A	N/A
28	Prey Veng Provincial Training Center	0	0	N/A	N/A	N/A	N/A
29	Provincial Training Center	0	0	N/A	N/A	N/A	N/A
30	Ratanakiri Provincial Training Center	0	0	N/A	N/A	N/A	N/A
31	Regional Polytechnic Institute Techo Sen Battambang	20	0	N/A	N/A	N/A	N/A
32	Regional Polytechnic Institute Techo Sen Kampot	16	1	N/A	N/A	N/A	N/A
33	Regional Polytechnic Institute Techo Sen Siem Reap	6	1	N/A	N/A	N/A	N/A
34	Regional Polytechnic Institute Techo Sen Svayrieng	14	0	N/A	N/A	N/A	N/A
35	Regional Polytechnic Institute Techo Sen Takeo	0	0	N/A	N/A	N/A	N/A
36	Rolang Vocational Training School	0	0	N/A	N/A	N/A	N/A
37	Stung Treng Provincial Training Center	0	0	N/A	N/A	N/A	N/A
38	Tboung Khmum Provincial Training Center	0	0	N/A	N/A	N/A	N/A
39	Vocational Training Center Of Preah Vihea Yalay	0	0	N/A	N/A	N/A	N/A
40	NGO and Private Training Providers	0	0	N/A	N/A	N/A	N/A
Whole Country		420	51	N/A	N/A	N/A	N/A

Table 14 D - Formal Student Age 30-34 by Institution

No.	Institution	Enrollment		Drop Out		Graduation	
		Total	Female	Total	Female	Total	Female
1	Banteay Meanchey Provincial Training Center	2	1	N/A	N/A	N/A	N/A
2	Battambang Institute Of Technology	5	2	N/A	N/A	N/A	N/A
3	Beng Nimol Vocational Training School	0	0	N/A	N/A	N/A	N/A
4	Cambodia India Entrepreneurship Development Institute	16	0	N/A	N/A	N/A	N/A
5	Cambodian Thai Skill Development Institute	4	0	N/A	N/A	N/A	N/A
6	Industrial Technical Institute	3	0	N/A	N/A	N/A	N/A
7	Jvc Technical College	2	0	N/A	N/A	N/A	N/A
8	Kandal Provincial Training Center	7	1	N/A	N/A	N/A	N/A
9	Kep Provincial Training Center	0	0	N/A	N/A	N/A	N/A
10	Koh Kong Provincial Training Center	7	0	N/A	N/A	N/A	N/A
11	Kompong Chhannng Provincial Training Center	0	0	N/A	N/A	N/A	N/A
12	Kompong Speu Provincial Training Center	0	0	N/A	N/A	N/A	N/A
13	Kompong Thom Provincial Training Center	0	0	N/A	N/A	N/A	N/A
14	Kratie Provincial Training Center	0	0	N/A	N/A	N/A	N/A
15	Monduliri Provincial Training Center	0	0	N/A	N/A	N/A	N/A
16	National Institute Of Business	14	8	N/A	N/A	N/A	N/A
17	National Polytechnic Institute Of Angkor	5	0	N/A	N/A	N/A	N/A
18	National Polytechnic Institute Of Cambodia	14	0	N/A	N/A	N/A	N/A
19	National Technical Training Institute	9	3	N/A	N/A	N/A	N/A
20	National Vocation Institute Of Battambang	14	0	N/A	N/A	N/A	N/A
21	Pailin Provincial Training Center	0	0	N/A	N/A	N/A	N/A
22	Polytechnic Institute Of Kampong Cham Provincial	1	1	N/A	N/A	N/A	N/A
23	Polytechnic Institute Of Pursat Provincial	5	1	N/A	N/A	N/A	N/A
24	Polytechnic Institute Of Preah Sihanouk	3	0	N/A	N/A	N/A	N/A
25	Preah Kossomak Polytechnic Institute	40	10	N/A	N/A	N/A	N/A
26	Prear Vihea Provincial Training Center	0	0	N/A	N/A	N/A	N/A
27	Preash Sihanouk Cambodia China Friendship Polytechnic Institute	1	0	N/A	N/A	N/A	N/A
28	Prey Veng Provincial Training Center	0	0	N/A	N/A	N/A	N/A
29	Provincial Training Center	0	0	N/A	N/A	N/A	N/A
30	Ratanakiri Provincial Training Center	0	0	N/A	N/A	N/A	N/A
31	Regional Polytechnic Institute Techo Sen Battambang	5	1	N/A	N/A	N/A	N/A
32	Regional Polytechnic Institute Techo Sen Kampot	6	0	N/A	N/A	N/A	N/A
33	Regional Polytechnic Institute Techo Sen Siem Reap	4	0	N/A	N/A	N/A	N/A
34	Regional Polytechnic Institute Techo Sen Svayrieng	6	0	N/A	N/A	N/A	N/A
35	Regional Polytechnic Institute Techo Sen Takeo	0	0	N/A	N/A	N/A	N/A
36	Rolang Vocational Training School	0	0	N/A	N/A	N/A	N/A
37	Stung Treng Provincial Training Center	0	0	N/A	N/A	N/A	N/A
38	Tboung Khmum Provincial Training Center	0	0	N/A	N/A	N/A	N/A
39	Vocational Training Center Of Preah Vihea Yalay	0	0	N/A	N/A	N/A	N/A
40	NGO and Private Training Providers	0	0	N/A	N/A	N/A	N/A
Whole Country		173	28	N/A	N/A	N/A	N/A

Table 14 E - Formal Student Age 35-39 by Institution

No.	Institution	Enrollment		Drop Out		Graduation	
		Total	Female	Total	Female	Total	Female
1	Banteay Meanchey Provincial Training Center	1	1	N/A	N/A	N/A	N/A
2	Battambang Institute Of Technology	0	0	N/A	N/A	N/A	N/A
3	Beng Nimol Vocational Training School	0	0	N/A	N/A	N/A	N/A
4	Cambodia India Entrepreneurship Development Institute	4	0	N/A	N/A	N/A	N/A
5	Cambodian Thai Skill Development Institute	3	0	N/A	N/A	N/A	N/A
6	Industrial Technical Institute	0	0	N/A	N/A	N/A	N/A
7	Jvc Technical College	0	0	N/A	N/A	N/A	N/A
8	Kandal Provincial Training Center	0	0	N/A	N/A	N/A	N/A
9	Kep Provincial Training Center	0	0	N/A	N/A	N/A	N/A
10	Koh Kong Provincial Training Center	0	0	N/A	N/A	N/A	N/A
11	Kompong Chhanng Provincial Training Center	0	0	N/A	N/A	N/A	N/A
12	Kompong Speu Provincial Training Center	0	0	N/A	N/A	N/A	N/A
13	Kompong Thom Provincial Training Center	0	0	N/A	N/A	N/A	N/A
14	Kratie Provincial Training Center	0	0	N/A	N/A	N/A	N/A
15	Mondulkiri Provincial Training Center	0	0	N/A	N/A	N/A	N/A
16	National Institute Of Business	0	0	N/A	N/A	N/A	N/A
17	National Polytechnic Institute Of Angkor	0	0	N/A	N/A	N/A	N/A
18	National Polytechnic Institute Of Cambodia	4	0	N/A	N/A	N/A	N/A
19	National Technical Training Institute	1	0	N/A	N/A	N/A	N/A
20	National Vocation Institute Of Battambang	3	0	N/A	N/A	N/A	N/A
21	Pailin Provincial Training Center	0	0	N/A	N/A	N/A	N/A
22	Polytechnic Institute Of Kampong Cham Provincial	1	1	N/A	N/A	N/A	N/A
23	Polytechnic Institute Of Pursat Provincial	1	1	N/A	N/A	N/A	N/A
24	Polytechnic Institute Of Preah Sihanouk	3	0	N/A	N/A	N/A	N/A
25	Preah Kossomak Polytechnic Institute	4	0	N/A	N/A	N/A	N/A
26	Prear Vihea Provincial Training Center	0	0	N/A	N/A	N/A	N/A
27	Preash Sihanouk Cambodia China Friendship Polytechnic Institute	1	0	N/A	N/A	N/A	N/A
28	Prey Veng Provincial Training Center	0	0	N/A	N/A	N/A	N/A
29	Provincial Training Center	0	0	N/A	N/A	N/A	N/A
30	Ratanakiri Provincial Training Center	0	0	N/A	N/A	N/A	N/A
31	Regional Polytechnic Institute Techo Sen Battambang	1	0	N/A	N/A	N/A	N/A
32	Regional Polytechnic Institute Techo Sen Kampot	2	0	N/A	N/A	N/A	N/A
33	Regional Polytechnic Institute Techo Sen Siem Reap	1	0	N/A	N/A	N/A	N/A
34	Regional Polytechnic Institute Techo Sen Svayrieng	2	0	N/A	N/A	N/A	N/A
35	Regional Polytechnic Institute Techo Sen Takeo	0	0	N/A	N/A	N/A	N/A
36	Rolang Vocational Training School	0	0	N/A	N/A	N/A	N/A
37	Stung Treng Provincial Training Center	0	0	N/A	N/A	N/A	N/A
38	Tboung Khmum Provincial Training Center	0	0	N/A	N/A	N/A	N/A
39	Vocational Training Center Of Preah Vihea Yalay	0	0	N/A	N/A	N/A	N/A
40	NGO and Private Training Providers	0	0	N/A	N/A	N/A	N/A
Whole Country		32	3	N/A	N/A	N/A	N/A

Table 14 F - Formal Student Age 40-44 by Institution

No.	Institution	Enrollment		Drop Out		Graduation	
		Total	Female	Total	Female	Total	Female
1	Banteay Meanchey Provincial Training Center	0	0	N/A	N/A	N/A	N/A
2	Battambang Institute Of Technology	0	0	N/A	N/A	N/A	N/A
3	Beng Nimol Vocational Training School	0	0	N/A	N/A	N/A	N/A
4	Cambodia India Entrepreneurship Development Institute	7	0	N/A	N/A	N/A	N/A
5	Cambodian Thai Skill Development Institute	0	0	N/A	N/A	N/A	N/A
6	Industrial Technical Institute	0	0	N/A	N/A	N/A	N/A
7	Jvc Technical College	0	0	N/A	N/A	N/A	N/A
8	Kandal Provincial Training Center	2	0	N/A	N/A	N/A	N/A
9	Kep Provincial Training Center	0	0	N/A	N/A	N/A	N/A
10	Koh Kong Provincial Training Center	0	0	N/A	N/A	N/A	N/A
11	Kompong Chhannng Provincial Training Center	0	0	N/A	N/A	N/A	N/A
12	Kompong Speu Provincial Training Center	0	0	N/A	N/A	N/A	N/A
13	Kompong Thom Provincial Training Center	0	0	N/A	N/A	N/A	N/A
14	Kratie Provincial Training Center	0	0	N/A	N/A	N/A	N/A
15	Monduliri Provincial Training Center	0	0	N/A	N/A	N/A	N/A
16	National Institute Of Business	0	0	N/A	N/A	N/A	N/A
17	National Polytechnic Institute Of Angkor	0	0	N/A	N/A	N/A	N/A
18	National Polytechnic Institute Of Cambodia	0	0	N/A	N/A	N/A	N/A
19	National Technical Training Institute	1	0	N/A	N/A	N/A	N/A
20	National Vocation Institute Of Battambang	2	0	N/A	N/A	N/A	N/A
21	Pailin Provincial Training Center	0	0	N/A	N/A	N/A	N/A
22	Polytechnic Institute Of Kampong Cham Provincial	0	0	N/A	N/A	N/A	N/A
23	Polytechnic Institute Of Pursat Provincial	3	0	N/A	N/A	N/A	N/A
24	Polytechnic Institute Of Preah Sihanouk	1	0	N/A	N/A	N/A	N/A
25	Preah Kossomak Polytechnic Institute	7	0	N/A	N/A	N/A	N/A
26	Prear Vihea Provincial Training Center	0	0	N/A	N/A	N/A	N/A
27	Preash Sihanouk Cambodia China Friendship Polytechnic Institute	0	0	N/A	N/A	N/A	N/A
28	Prey Veng Provincial Training Center	0	0	N/A	N/A	N/A	N/A
29	Provincial Training Center	0	0	N/A	N/A	N/A	N/A
30	Ratanakiri Provincial Training Center	0	0	N/A	N/A	N/A	N/A
31	Regional Polytechnic Institute Techo Sen Battambang	0	0	N/A	N/A	N/A	N/A
32	Regional Polytechnic Institute Techo Sen Kampot	0	0	N/A	N/A	N/A	N/A
33	Regional Polytechnic Institute Techo Sen Siem Reap	0	0	N/A	N/A	N/A	N/A
34	Regional Polytechnic Institute Techo Sen Svayrieng	0	0	N/A	N/A	N/A	N/A
35	Regional Polytechnic Institute Techo Sen Takeo	0	0	N/A	N/A	N/A	N/A
36	Rolang Vocational Training School	0	0	N/A	N/A	N/A	N/A
37	Stung Treng Provincial Training Center	0	0	N/A	N/A	N/A	N/A
38	Tboung Khmum Provincial Training Center	0	0	N/A	N/A	N/A	N/A
39	Vocational Training Center Of Preah Vihea Yalay	0	0	N/A	N/A	N/A	N/A
40	NGO and Private Training Providers	0	0	N/A	N/A	N/A	N/A
Whole Country		23	0	N/A	N/A	N/A	N/A

Table 14 G - Formal Student Age 45-49 by Institution

No.	Institution	Enrollment		Drop Out		Graduation	
		Total	Female	Total	Female	Total	Female
1	Banteay Meanchey Provincial Training Center	0	0	N/A	N/A	N/A	N/A
2	Battambang Institute Of Technology	0	0	N/A	N/A	N/A	N/A
3	Beng Nimol Vocational Training School	0	0	N/A	N/A	N/A	N/A
4	Cambodia India Entrepreneurship Development Institute	2	0	N/A	N/A	N/A	N/A
5	Cambodian Thai Skill Development Institute	0	0	N/A	N/A	N/A	N/A
6	Industrial Technical Institute	1	0	N/A	N/A	N/A	N/A
7	Jvc Technical College	0	0	N/A	N/A	N/A	N/A
8	Kandal Provincial Training Center	0	0	N/A	N/A	N/A	N/A
9	Kep Provincial Training Center	0	0	N/A	N/A	N/A	N/A
10	Koh Kong Provincial Training Center	0	0	N/A	N/A	N/A	N/A
11	Kompong Chhannng Provincial Training Center	1	0	N/A	N/A	N/A	N/A
12	Kompong Speu Provincial Training Center	0	0	N/A	N/A	N/A	N/A
13	Kompong Thom Provincial Training Center	0	0	N/A	N/A	N/A	N/A
14	Kratie Provincial Training Center	0	0	N/A	N/A	N/A	N/A
15	Mondulkiri Provincial Training Center	0	0	N/A	N/A	N/A	N/A
16	National Institute Of Business	0	0	N/A	N/A	N/A	N/A
17	National Polytechnic Institute Of Angkor	0	0	N/A	N/A	N/A	N/A
18	National Polytechnic Institute Of Cambodia	1	0	N/A	N/A	N/A	N/A
19	National Technical Training Institute	0	0	N/A	N/A	N/A	N/A
20	National Vocation Institute Of Battambang	0	0	N/A	N/A	N/A	N/A
21	Pailin Provincial Training Center	0	0	N/A	N/A	N/A	N/A
22	Polytechnic Institute Of Kampong Cham Provincial	0	0	N/A	N/A	N/A	N/A
23	Polytechnic Institute Of Pursat Provincial	0	0	N/A	N/A	N/A	N/A
24	Polytechnic Institute Of Preah Sihanouk	0	0	N/A	N/A	N/A	N/A
25	Preah Kossomak Polytechnic Institute	0	0	N/A	N/A	N/A	N/A
26	Prear Vihea Provincial Training Center	0	0	N/A	N/A	N/A	N/A
27	Preash Sihanouk Cambodia China Friendship Polytechnic Institute	0	0	N/A	N/A	N/A	N/A
28	Prey Veng Provincial Training Center	0	0	N/A	N/A	N/A	N/A
29	Provincial Training Center	0	0	N/A	N/A	N/A	N/A
30	Ratanakiri Provincial Training Center	0	0	N/A	N/A	N/A	N/A
31	Regional Polytechnic Institute Techo Sen Battambang	0	0	N/A	N/A	N/A	N/A
32	Regional Polytechnic Institute Techo Sen Kampot	0	0	N/A	N/A	N/A	N/A
33	Regional Polytechnic Institute Techo Sen Siem Reap	0	0	N/A	N/A	N/A	N/A
34	Regional Polytechnic Institute Techo Sen Svayrieng	1	0	N/A	N/A	N/A	N/A
35	Regional Polytechnic Institute Techo Sen Takeo	0	0	N/A	N/A	N/A	N/A
36	Rolang Vocational Training School	0	0	N/A	N/A	N/A	N/A
37	Stung Treng Provincial Training Center	0	0	N/A	N/A	N/A	N/A
38	Tboung Khmum Provincial Training Center	0	0	N/A	N/A	N/A	N/A
39	Vocational Training Center Of Preah Vihea Yalay	0	0	N/A	N/A	N/A	N/A
40	NGO and Private Training Providers	0	0	N/A	N/A	N/A	N/A
Whole Country		6	0	N/A	N/A	N/A	N/A

Table 14 H - Formal Student Age 50-54 by Institution

No.	Institution	Enrollment		Drop Out		Graduation	
		Total	Female	Total	Female	Total	Female
1	Banteay Meanchey Provincial Training Center	0	0	N/A	N/A	N/A	N/A
2	Battambang Institute Of Technology	0	0	N/A	N/A	N/A	N/A
3	Beng Nimol Vocational Training School	0	0	N/A	N/A	N/A	N/A
4	Cambodia India Entrepreneurship Development Institute	1	0	N/A	N/A	N/A	N/A
5	Cambodian Thai Skill Development Institute	0	0	N/A	N/A	N/A	N/A
6	Industrial Technical Institute	0	0	N/A	N/A	N/A	N/A
7	Jvc Technical College	0	0	N/A	N/A	N/A	N/A
8	Kandal Provincial Training Center	0	0	N/A	N/A	N/A	N/A
9	Kep Provincial Training Center	0	0	N/A	N/A	N/A	N/A
10	Koh Kong Provincial Training Center	0	0	N/A	N/A	N/A	N/A
11	Kompong Chhannng Provincial Training Center	0	0	N/A	N/A	N/A	N/A
12	Kompong Speu Provincial Training Center	0	0	N/A	N/A	N/A	N/A
13	Kompong Thom Provincial Training Center	0	0	N/A	N/A	N/A	N/A
14	Kratie Provincial Training Center	0	0	N/A	N/A	N/A	N/A
15	Mondulkiri Provincial Training Center	0	0	N/A	N/A	N/A	N/A
16	National Institute Of Business	0	0	N/A	N/A	N/A	N/A
17	National Polytechnic Institute Of Angkor	0	0	N/A	N/A	N/A	N/A
18	National Polytechnic Institute Of Cambodia	0	0	N/A	N/A	N/A	N/A
19	National Technical Training Institute	0	0	N/A	N/A	N/A	N/A
20	National Vocation Institute Of Battambang	0	0	N/A	N/A	N/A	N/A
21	Pailin Provincial Training Center	0	0	N/A	N/A	N/A	N/A
22	Polytechnic Institute Of Kampong Cham Provincial	0	0	N/A	N/A	N/A	N/A
23	Polytechnic Institute Of Pursat Provincial	0	0	N/A	N/A	N/A	N/A
24	Polytechnic Institute Of Preah Sihanouk	0	0	N/A	N/A	N/A	N/A
25	Preah Kossomak Polytechnic Institute	0	0	N/A	N/A	N/A	N/A
26	Prear Vihea Provincial Training Center	0	0	N/A	N/A	N/A	N/A
27	Preash Sihanouk Cambodia China Friendship Polytechnic Institute	0	0	N/A	N/A	N/A	N/A
28	Prey Veng Provincial Training Center	0	0	N/A	N/A	N/A	N/A
29	Provincial Training Center	0	0	N/A	N/A	N/A	N/A
30	Ratanakiri Provincial Training Center	0	0	N/A	N/A	N/A	N/A
31	Regional Polytechnic Institute Techo Sen Battambang	0	0	N/A	N/A	N/A	N/A
32	Regional Polytechnic Institute Techo Sen Kampot	0	0	N/A	N/A	N/A	N/A
33	Regional Polytechnic Institute Techo Sen Siem Reap	0	0	N/A	N/A	N/A	N/A
34	Regional Polytechnic Institute Techo Sen Svayrieng	0	0	N/A	N/A	N/A	N/A
35	Regional Polytechnic Institute Techo Sen Takeo	0	0	N/A	N/A	N/A	N/A
36	Rolang Vocational Training School	0	0	N/A	N/A	N/A	N/A
37	Stung Treng Provincial Training Center	0	0	N/A	N/A	N/A	N/A
38	Tboung Khmum Provincial Training Center	0	0	N/A	N/A	N/A	N/A
39	Vocational Training Center Of Preah Vihea Yalay	0	0	N/A	N/A	N/A	N/A
40	NGO and Private Training Providers	0	0	N/A	N/A	N/A	N/A
Whole Country		1	0	N/A	N/A	N/A	N/A

Table 14 I - Formal Student Age 55-59 by Institution

No.	Institution	Enrollment		Drop Out		Graduation	
		Total	Female	Total	Female	Total	Female
1	Banteay Meanchey Provincial Training Center	0	0	N/A	N/A	N/A	N/A
2	Battambang Institute Of Technology	0	0	N/A	N/A	N/A	N/A
3	Beng Nimol Vocational Training School	0	0	N/A	N/A	N/A	N/A
4	Cambodia India Entrepreneurship Development Institute	0	0	N/A	N/A	N/A	N/A
5	Cambodian Thai Skill Development Institute	0	0	N/A	N/A	N/A	N/A
6	Industrial Technical Institute	0	0	N/A	N/A	N/A	N/A
7	Jvc Technical College	0	0	N/A	N/A	N/A	N/A
8	Kandal Provincial Training Center	0	0	N/A	N/A	N/A	N/A
9	Kep Provincial Training Center	0	0	N/A	N/A	N/A	N/A
10	Koh Kong Provincial Training Center	0	0	N/A	N/A	N/A	N/A
11	Kompong Chhannng Provincial Training Center	0	0	N/A	N/A	N/A	N/A
12	Kompong Speu Provincial Training Center	0	0	N/A	N/A	N/A	N/A
13	Kompong Thom Provincial Training Center	0	0	N/A	N/A	N/A	N/A
14	Kratie Provincial Training Center	0	0	N/A	N/A	N/A	N/A
15	Mondulkiri Provincial Training Center	0	0	N/A	N/A	N/A	N/A
16	National Institute Of Business	0	0	N/A	N/A	N/A	N/A
17	National Polytechnic Institute Of Angkor	0	0	N/A	N/A	N/A	N/A
18	National Polytechnic Institute Of Cambodia	0	0	N/A	N/A	N/A	N/A
19	National Technical Training Institute	0	0	N/A	N/A	N/A	N/A
20	National Vocation Institute Of Battambang	0	0	N/A	N/A	N/A	N/A
21	Pailin Provincial Training Center	0	0	N/A	N/A	N/A	N/A
22	Polytechnic Institute Of Kampong Cham Provincial	0	0	N/A	N/A	N/A	N/A
23	Polytechnic Institute Of Pursat Provincial	0	0	N/A	N/A	N/A	N/A
24	Polytechnic Institute Of Preah Sihanouk	0	0	N/A	N/A	N/A	N/A
25	Preah Kossomak Polytechnic Institute	0	0	N/A	N/A	N/A	N/A
26	Prear Vihea Provincial Training Center	0	0	N/A	N/A	N/A	N/A
27	Preash Sihanouk Cambodia China Friendship Polytechnic Institute	0	0	N/A	N/A	N/A	N/A
28	Prey Veng Provincial Training Center	0	0	N/A	N/A	N/A	N/A
29	Provincial Training Center	0	0	N/A	N/A	N/A	N/A
30	Ratanakiri Provincial Training Center	0	0	N/A	N/A	N/A	N/A
31	Regional Polytechnic Institute Techo Sen Battambang	0	0	N/A	N/A	N/A	N/A
32	Regional Polytechnic Institute Techo Sen Kampot	0	0	N/A	N/A	N/A	N/A
33	Regional Polytechnic Institute Techo Sen Siem Reap	0	0	N/A	N/A	N/A	N/A
34	Regional Polytechnic Institute Techo Sen Svayrieng	0	0	N/A	N/A	N/A	N/A
35	Regional Polytechnic Institute Techo Sen Takeo	0	0	N/A	N/A	N/A	N/A
36	Rolang Vocational Training School	0	0	N/A	N/A	N/A	N/A
37	Stung Treng Provincial Training Center	0	0	N/A	N/A	N/A	N/A
38	Tboung Khmum Provincial Training Center	0	0	N/A	N/A	N/A	N/A
39	Vocational Training Center Of Preah Vihea Yalay	0	0	N/A	N/A	N/A	N/A
40	NGO and Private Training Providers	0	0	N/A	N/A	N/A	N/A
Whole Country		0	0	N/A	N/A	N/A	N/A

Table 14 J - Formal Student Age 60-64 by Institution

No.	Institution	Enrollment		Drop Out		Graduation	
		Total	Female	Total	Female	Total	Female
1	Banteay Meanchey Provincial Training Center	0	0	N/A	N/A	N/A	N/A
2	Battambang Institute Of Technology	0	0	N/A	N/A	N/A	N/A
3	Beng Nimol Vocational Training School	0	0	N/A	N/A	N/A	N/A
4	Cambodia India Entrepreneurship Development Institute	0	0	N/A	N/A	N/A	N/A
5	Cambodian Thai Skill Development Institute	0	0	N/A	N/A	N/A	N/A
6	Industrial Technical Institute	0	0	N/A	N/A	N/A	N/A
7	Jvc Technical College	0	0	N/A	N/A	N/A	N/A
8	Kandal Provincial Training Center	0	0	N/A	N/A	N/A	N/A
9	Kep Provincial Training Center	0	0	N/A	N/A	N/A	N/A
10	Koh Kong Provincial Training Center	0	0	N/A	N/A	N/A	N/A
11	Kompong Chhanng Provincial Training Center	0	0	N/A	N/A	N/A	N/A
12	Kompong Speu Provincial Training Center	0	0	N/A	N/A	N/A	N/A
13	Kompong Thom Provincial Training Center	0	0	N/A	N/A	N/A	N/A
14	Kratie Provincial Training Center	0	0	N/A	N/A	N/A	N/A
15	Monduliri Provincial Training Center	0	0	N/A	N/A	N/A	N/A
16	National Institute Of Business	0	0	N/A	N/A	N/A	N/A
17	National Polytechnic Institute Of Angkor	0	0	N/A	N/A	N/A	N/A
18	National Polytechnic Institute Of Cambodia	0	0	N/A	N/A	N/A	N/A
19	National Technical Training Institute	0	0	N/A	N/A	N/A	N/A
20	National Vocation Institute Of Battambang	0	0	N/A	N/A	N/A	N/A
21	Pailin Provincial Training Center	0	0	N/A	N/A	N/A	N/A
22	Polytechnic Institute Of Kampong Cham Provincial	0	0	N/A	N/A	N/A	N/A
23	Polytechnic Institute Of Pursat Provincial	0	0	N/A	N/A	N/A	N/A
24	Polytechnic Institute Of Preah Sihanouk	0	0	N/A	N/A	N/A	N/A
25	Preah Kossamak Polytechnic Institute	0	0	N/A	N/A	N/A	N/A
26	Prear Vihea Provincial Training Center	0	0	N/A	N/A	N/A	N/A
27	Preash Sihanouk Cambodia China Friendship Polytechnic Institute	0	0	N/A	N/A	N/A	N/A
28	Prey Veng Provincial Training Center	0	0	N/A	N/A	N/A	N/A
29	Provincial Training Center	0	0	N/A	N/A	N/A	N/A
30	Ratanakiri Provincial Training Center	0	0	N/A	N/A	N/A	N/A
31	Regional Polytechnic Institute Techo Sen Battambang	0	0	N/A	N/A	N/A	N/A
32	Regional Polytechnic Institute Techo Sen Kampot	0	0	N/A	N/A	N/A	N/A
33	Regional Polytechnic Institute Techo Sen Siem Reap	0	0	N/A	N/A	N/A	N/A
34	Regional Polytechnic Institute Techo Sen Svayrieng	0	0	N/A	N/A	N/A	N/A
35	Regional Polytechnic Institute Techo Sen Takeo	0	0	N/A	N/A	N/A	N/A
36	Rolang Vocational Training School	0	0	N/A	N/A	N/A	N/A
37	Stung Treng Provincial Training Center	0	0	N/A	N/A	N/A	N/A
38	Tboung Khmum Provincial Training Center	0	0	N/A	N/A	N/A	N/A
39	Vocational Training Center Of Preah Vihea Yalay	0	0	N/A	N/A	N/A	N/A
40	NGO and Private Training Providers	0	0	N/A	N/A	N/A	N/A
Whole Country		0	0	N/A	N/A	N/A	N/A

Table 14 K - Formal Student Age 65-UP by Institution

No.	Institution	Enrollment		Drop Out		Graduation	
		Total	Female	Total	Female	Total	Female
1	Banteay Meanchey Provincial Training Center	0	0	N/A	N/A	N/A	N/A
2	Battambang Institute Of Technology	0	0	N/A	N/A	N/A	N/A
3	Beng Nimol Vocational Training School	0	0	N/A	N/A	N/A	N/A
4	Cambodia India Entrepreneurship Development Institute	0	0	N/A	N/A	N/A	N/A
5	Cambodian Thai Skill Development Institute	1	0	N/A	N/A	N/A	N/A
6	Industrial Technical Institute	0	0	N/A	N/A	N/A	N/A
7	Jvc Technical College	0	0	N/A	N/A	N/A	N/A
8	Kandal Provincial Training Center	0	0	N/A	N/A	N/A	N/A
9	Kep Provincial Training Center	0	0	N/A	N/A	N/A	N/A
10	Koh Kong Provincial Training Center	0	0	N/A	N/A	N/A	N/A
11	Kompong Chhanng Provincial Training Center	0	0	N/A	N/A	N/A	N/A
12	Kompong Speu Provincial Training Center	0	0	N/A	N/A	N/A	N/A
13	Kompong Thom Provincial Training Center	0	0	N/A	N/A	N/A	N/A
14	Kratie Provincial Training Center	0	0	N/A	N/A	N/A	N/A
15	Mondulkiri Provincial Training Center	0	0	N/A	N/A	N/A	N/A
16	National Institute Of Business	4	1	N/A	N/A	N/A	N/A
17	National Polytechnic Institute Of Angkor	0	0	N/A	N/A	N/A	N/A
18	National Polytechnic Institute Of Cambodia	0	0	N/A	N/A	N/A	N/A
19	National Technical Training Institute	0	0	N/A	N/A	N/A	N/A
20	National Vocation Institute Of Battambang	0	0	N/A	N/A	N/A	N/A
21	Pailin Provincial Training Center	0	0	N/A	N/A	N/A	N/A
22	Polytechnic Institute Of Kampong Cham Provincial	0	0	N/A	N/A	N/A	N/A
23	Polytechnic Institute Of Pursat Provincial	0	0	N/A	N/A	N/A	N/A
24	Polytechnic Institute Of Preah Sihanouk	0	0	N/A	N/A	N/A	N/A
25	Preah Kossamak Polytechnic Institute	2	0	N/A	N/A	N/A	N/A
26	Prear Vihea Provincial Training Center	0	0	N/A	N/A	N/A	N/A
27	Preash Sihanouk Cambodia China Friendship Polytechnic Institute	0	0	N/A	N/A	N/A	N/A
28	Prey Veng Provincial Training Center	0	0	N/A	N/A	N/A	N/A
29	Provincial Training Center	0	0	N/A	N/A	N/A	N/A
30	Ratanakiri Provincial Training Center	0	0	N/A	N/A	N/A	N/A
31	Regional Polytechnic Institute Techo Sen Battambang	0	0	N/A	N/A	N/A	N/A
32	Regional Polytechnic Institute Techo Sen Kampot	0	0	N/A	N/A	N/A	N/A
33	Regional Polytechnic Institute Techo Sen Siem Reap	0	0	N/A	N/A	N/A	N/A
34	Regional Polytechnic Institute Techo Sen Svayrieng	0	0	N/A	N/A	N/A	N/A
35	Regional Polytechnic Institute Techo Sen Takeo	0	0	N/A	N/A	N/A	N/A
36	Rolang Vocational Training School	0	0	N/A	N/A	N/A	N/A
37	Stung Treng Provincial Training Center	0	0	N/A	N/A	N/A	N/A
38	Tboung Khmum Provincial Training Center	0	0	N/A	N/A	N/A	N/A
39	Vocational Training Center Of Preah Vihea Yalay	0	0	N/A	N/A	N/A	N/A
40	NGO and Private Training Providers	0	0	N/A	N/A	N/A	N/A
Whole Country		7	1	N/A	N/A	N/A	N/A

Table 15 A - Employed after Graduation, Whole Country

<i>Particular</i>	<i>Number of institutions</i>	<i>3 months after graduation</i>		<i>6 months after graduation</i>	
		<i>Total</i>	<i>Female</i>	<i>Total</i>	<i>Female</i>
Whole country	39				

By institution category

Institute	12				
PTC / VTC	27				
NGO & Private	-				

By location

Phnom Penh	8				
Provinces	31				

Table 15 B - 3 Months Employed after Graduation by Training Level

<i>Particular</i>	<i>Number of institutions</i>	<i>Short Course</i>		<i>C1</i>		<i>C2</i>		<i>C3</i>		<i>Higher Diploma</i>		<i>Bachelor</i>	
		<i>Total</i>	<i>Female</i>	<i>Total</i>	<i>Female</i>	<i>Total</i>	<i>Female</i>	<i>Total</i>	<i>Female</i>	<i>Total</i>	<i>Female</i>	<i>Total</i>	<i>Female</i>
Whole country	39												
By institution category													
Institute	12												
PTC / VTC	27												
NGO & Private	0												
By location													
Phnom Penh	8												
Provinces	30												

Table 15 C - 6 Months Employed after Graduation by Training Level

<i>Particular</i>	<i>Number of institutions</i>	<i>Short Course</i>		<i>C1</i>		<i>C2</i>		<i>C3</i>		<i>Higher Diploma</i>		<i>Bachelor</i>	
		<i>Total</i>	<i>Female</i>	<i>Total</i>	<i>Female</i>	<i>Total</i>	<i>Female</i>	<i>Total</i>	<i>Female</i>	<i>Total</i>	<i>Female</i>	<i>Total</i>	<i>Female</i>
Whole country	39												
By institution category													
Institute	12												
PTC / VTC	27												
NGO & Private	0												
By location													
Phnom Penh	8												
Provinces	30												

Table 15 D - Employed after Graduation by Province

Province	Number of institutions		3 Months Employed after graduation □						6 Months Employed after graduation					
	Public	Private	Grand Total		Public		Private		Grand Total		Public		Private	
			Total	Female	Total	Female	Total	Female	Total	Female	Total	Female	Total	Female
Banteay Meanchey	1	0							30	10	30	10	0	0
Battambang	3	0							1,124	520	1,124	520	0	0
Kampong Cham	1	0							450	263	450	263	0	0
Kampong Chhnang	1	0							0	0	0	0	0	0
Kampong Speu	1	0							296	128	296	128	0	0
Kampong Thom	1	0							4,050	3,465	4,050	3,465	0	0
Kampot	2	0							425	245	425	245	0	0
Kandal	1	0							0	0	0	0	0	0
Kep	1	0							783	703	783	703	0	0
Koh Kong	1	0							395	215	395	215	0	0
Kratie	1	0							310	250	310	250	0	0
Mondul Kiri	1	0							1,430	965	1,430	965	0	0
Otdar Meanchey	1	0							900	500	900	500	0	0
Pailin	1	0							56	21	56	21	0	0
Phnom Penh	8	0							3,686	1,109	3,686	1,109	0	0
Preah Sihanouk	1	0							175	151	175	151	0	0
Preah Vihear	2	0							577	322	577	322	0	0
Prey Veng	1	0							142	43	142	43	0	0
Pursat	2	0							519	324	519	324	0	0
Ratanak Kiri	1	0							282	123	282	123	0	0
Siem Reap	3	0							1,467	900	1,467	900	0	0
Stung Treng	1	0							0	0	0	0	0	0
Svay Rieng	1	0							0	0	0	0	0	0
Takeo	1	0							0	0	0	0	0	0
Tbong Khmum	1	0							0	0	0	0	0	0
Whole Country	39	0							17,097	10,257	17,097	10,257	0	0

Table 15 E - Employed after Graduation by Training Institution

No.	Institution	3 Months Employed after graduation		6 Months Employed after graduation	
		Total	Female	Total	Female
1	Banteay Meanchey Provincial Training Center			30	10
2	Battambang Institute Of Technology			156	19
3	Beng Nimol Vocational Training School			731	346
4	Cambodia India Entrepreneurship Development Center			228	152
5	Cambodian Thai Skill Development Center			112	40
6	Centre National De La Soie (National Silk Center)			360	190
7	Chantiers Ecoles De Formation Professionnelle			449	371
8	Industrial Technical Institute			765	366
9	Jvc Technical School & Workshop			85	8
10	Kampong Cham Provincial Training Center			128	14
11	Koh Kong Provincial Training Center			450	263
12	Kompong Chhanng Provincial Training Center			0	0
13	Kompong Speu Provincial Training Center			783	703
14	Kompong Thom Provincial Training Center			395	215
15	Kratie Provincail Training Center			0	0
16	Mondulkiri Provincial Training Center			296	128
17	National Institute Of Business			4,050	3,465
18	National Polytechnic Institute Of Cambodia			310	250
19	National Technical Training Institute			1,430	965
20	Otdar Meanchey Provincial Training Center			1,481	699
21	Pailin Provincial Training Center			258	26
22	Preah Kossomak Polytechnic Institute			345	11
23	Preah Sihanouk Provincial Training Center			56	21
24	Prear Vihea Provincial Training Center			917	121
25	Prey Vaeng Provincial Training Center			175	151
26	Provincial Training Center Battambang Prey Kon Kla			298	146
27	Provincial Training Center Kandal			142	43
28	Provincial Training Center Kep			900	500
29	Pursat Provinceal Training Center			483	316
30	Ratanakiri Provincial Training Center			282	123
31	Regional Polytechnic Institute Techo Sen Battambang			237	155
32	Regional Polytechnic Institute Techo Sen Kampot			197	93
33	Regional Polytechnic Institute Techo Sen Siem Reap			253	163
34	Regional Polytechnic Institute Techo Sen Svayrieng			0	0
35	Regional Polytechnic Institute Techo Sen Takeo			0	0
36	Rolang Vocational Training School			36	8
37	Strung Treng Provincail Training Center			0	0
38	Tbong Khmum Vocational Training Center			0	0
39	Vocational Training Center Of Preah Vihea Yalay			279	176
40	NGOs & private training providers			0	0
Whole Country				17,097	10,257

Appendix 1: Short Course Enrollment by Course Name, Whole Country

No.	Course Name	Number of Course	Enrollment	
			Total	Female
1	Chicken Raising	236	5,875	3,779
2	Vegetable Growing	212	4,790	3,032
3	Pig Raising	133	3,084	2,082
4	Camposh Fertilizer	66	1,478	1,010
5	Mushroom Growing	64	1,296	859
6	Fish Farming	40	896	527
7	Crop Growing	41	811	423
8	Connecting Electricity	45	714	52
9	Food Processing	20	563	497
10	Post Harvest Technology	18	486	332
11	Computer Repair	28	437	174
12	Motor Repairing	88	432	1
13	Air-condition Repairing	28	431	8
14	Computer Service	21	376	175
15	Sewing	49	375	255
16	Rice Organic	11	360	160
17	Cattle Raising	14	311	153
18	Wedding Outfitting	51	308	295
19	Hair Dressing	27	287	282
20	Rice Crop	11	253	162
21	Cassava Growing	11	214	122
22	Computer Design	11	192	71
23	Masonary	12	185	7
24	Model Design Sewing	12	167	140
25	Graft Tree	8	160	98
26	Natural Fertilizer	8	158	122
27	Branch Tree Crossbreed Fruit	6	155	91
28	Bakery And Cookery	9	130	73
29	Em Fertilizer	2	129	50
30	Graphic Design	8	123	27
31	Vaccine Domestic Animal	6	120	76
32	Auto Repairing	10	119	4
33	Body Enhancement	9	118	115
34	Welding	18	107	-
35	Soap Making	5	100	80

No.	Course Name	Number of Course	Enrollment	
			Total	Female
36	Frog Raising	6	100	44
37	Veterinary	6	93	25
38	Small Engine Repair	14	89	2
39	Animal Food	4	80	52
40	Cricket Raising	4	80	44
41	Organic Vegetable	4	73	53
42	Computer Access	5	72	49
43	Sewing For Women	8	65	65
44	Electronic Repair	5	62	2
45	Flower Growing	3	60	47
46	Auto System Repairing	5	49	-
47	Barber	18	45	-
48	Ethnic Weaving	3	45	45
49	Village Livestock	2	45	8
50	Hopitality And Tourism	1	45	28
51	Pickle Vegetable	2	40	18
52	Accounting And Finance	2	35	31
53	Radio, Tv Ad Casette Player Repair	10	34	-
54	Water Networking	2	30	-
55	Gas Welding	2	30	-
56	Sewing Machine Repair	2	30	-
57	Basic Computer	3	30	17
58	Natural Poison Making	1	26	16
59	Animal Feed Processing	1	21	10
60	Hand Phone Repairing	5	13	1
61	T-shirt Publishing	1	11	5
62	Man Tailor	2	9	7
63	Phone Repairing	2	4	-
64	Minitractor Repair	1	1	-
Whole Country		1,462	27,057	15,903

Appendix 2: CENTER BASE - Short Course Enrollment by Course Name, Whole Country

No.	Course Name	Number of Course	Enrollment	
			Total	Female
1	Connecting Electricity	42	669	52
2	Vegetable Growing	19	424	294
3	Computer Repair	27	419	169
4	Air-condition Repairing	24	370	6
5	Chicken Raising	17	368	182
6	Computer Service	20	361	175
7	Motor Repairing	20	274	1
8	Sewing	20	248	140
9	Wedding Outfitting	15	180	171
10	Hair Dressing	11	163	161
11	Pig Raising	7	161	74
12	Bakery And Cookery	9	130	73
13	Graphic Design	8	123	27
14	Computer Design	7	117	35
15	Model Design Sewing	7	105	78
16	Auto Repairing	7	102	4
17	Body Enhancement	7	102	100
18	Masonry	6	95	6
19	Frog Raising	5	80	36
20	Small Engine Repair	5	75	1
21	Camposh Fertilizer	3	65	46
22	Electronic Repair	4	60	2
23	Welding	4	60	-
24	Crop Growing	3	55	20
25	Auto System Repairing	4	48	-
26	Hopitality And Tourism	1	45	28
27	Pickle Vegetable	2	40	18
28	Mushroom Growing	2	40	24

No.	Course Name	Number of Course	Enrollment	
			Total	Female
29	Computer Access	2	37	20
30	Accounting And Finance	2	35	31
31	Rice Organic	1	32	25
32	Gas Welding	2	30	-
33	Sewing Machine Repair	2	30	-
34	Veterinary	2	30	6
35	Water Networking	2	30	-
36	Fish Farming	1	26	-
37	Natural Poison Making	1	26	16
38	Post Havest Technology	1	20	3
39	Flower Growing	1	20	16
40	Cattle Raising	1	20	5
41	Sewing For Women	1	15	15
42	Village Livestock	1	15	-
43	T-shirt Publishing	1	11	5
44	Barber	1	1	-
Whole Country		328	5,357	2,065

Appendix 3: ENTERPRISE BASE - Short Course Enrollment by Course Name, Whole Country

No.	Course Name	Number of Course	Enrollment	
			Total	Female
1	Motor Repairing	62	136	-
2	Wedding Outfitting	33	111	107
3	Sewing	26	109	97
4	Hair Dressing	15	109	106
5	Sewing For Women	7	50	50
6	Model Design Sewing	4	47	47
7	Barber	17	44	-
8	Welding	11	42	-
9	Masonary	2	30	1
10	Air-condition Repairing	2	30	-
11	Computer Design	2	30	17
12	Radio, Tv Ad Casette Player Repair	8	29	-
13	Graft Tree	1	20	19
14	Vaccine Domestic Animal	1	20	13
15	Pig Raising	1	20	18
16	Chicken Raising	1	20	4
17	Body Enhancement	2	16	15
18	Computer Access	1	15	12
19	Computer Service	1	15	-
20	Hand Phone Repairing	5	13	1
21	Small Engine Repair	8	12	1
22	Man Tailor	2	9	7
23	Auto Repairing	2	5	-
24	Phone Repairing	2	4	-
25	Electronic Repair	1	2	-
26	Auto System Repairing	1	1	-
27	Minitractor Repair	1	1	-
Whole Country		219	940	515

Appendix 4: COMMUNITY BASE - Short Course Enrollment by Course Name, Whole Country

No.	Course Name	Number of Course	Enrollment	
			Total	Female
1	Chicken Raising	218	5,487	3,593
2	Vegetable Growing	193	4,366	2,738
3	Pig Raising	125	2,903	1,990
4	Camposh Fertilizer	63	1,413	964
5	Mushroom Growing	62	1,256	835
6	Fish Farming	39	870	527
7	Crop Growing	38	756	403
8	Food Processing	20	563	497
9	Post Havest Technology	17	466	329
10	Rice Organic	10	328	135
11	Cattle Raising	13	291	148
12	Rice Crop	11	253	162
13	Cassava Growing	11	214	122
14	Natural Fertilizer	8	158	122
15	Branch Tree Crossbreed Fruit	6	155	91
16	Graft Tree	7	140	79
17	Em Fertilizer	2	129	50
18	Soap Making	5	100	80
19	Vaccine Domestic Animal	5	100	63
20	Cricket Raising	4	80	44
21	Animal Food	4	80	52
22	Organic Vegetable	4	73	53
23	Veterinary	4	63	19
24	Masonary	4	60	-
25	Connecting Electricity	3	45	-
26	Ethnic Weaving	3	45	45
27	Computer Design	2	45	19
28	Flower Growing	2	40	31

No.	Course Name	Number of Course	Enrollment	
			Total	Female
29	Air-condition Repairing	2	31	2
30	Village Livestock	1	30	8
31	Basic Computer	2	30	17
32	Motor Repairing	6	22	-
33	Animal Feed Processing	1	21	10
34	Computer Access	2	20	17
35	Frog Raising	1	20	8
36	Sewing	3	18	18
37	Computer Repair	1	18	5
38	Wedding Outfitting	3	17	17
39	Hair Dressing	1	15	15
40	Model Design Sewing	1	15	15
41	Auto Repairing	1	12	-
42	Welding	3	5	-
43	Radio, Tv Ad Casette Player Repair	2	5	-
44	Small Engine Repair	1	2	-
Whole Country		914	20,760	13,323

Appendix 5: Long Course Enrollment by Course Name, Whole Country

No.	Subject Name	Number of Course	Enrollment	
			Total	Female
1	Electricity	142	5,098	457
2	Civil Engineering	66	2,749	277
3	Information Technology	81	1,765	700
4	Accounting And Finance	36	1,443	1,281
5	Automobile	57	1,384	38
6	Business Administration	28	791	374
7	Banking And Finance	23	687	436
8	Electronic	21	685	101
9	English Language	24	644	324
10	Mechanical	19	356	7
11	Air Conditioning	18	306	32
12	Accounting	15	288	256
13	Marketing	15	270	134
14	Architecture	6	192	69
15	Tourism And Hospitality	13	190	118
16	Welding	7	132	37
17	Business Information Technology	7	120	23
18	Graphic Design	4	108	56
19	Agronomy Science	3	78	48
20	Veterinary Science	4	32	9
21	Cad/cam	2	26	-
22	Industrial Facilities	2	24	7
23	Metal Engineering	2	23	2
Whole Country		595	17,391	4,786

Appendix 6: CERTIFICATE LEVEL 1 - Enrollment by Course Name, Whole Country

No.	Subject Name	Number of Course	Enrollment	
			Total	Female
1	Information Technology	22	653	358
2	Electricity	29	495	37
3	Automobile	16	329	4
4	Civil Engineering	12	200	37
5	Air Conditioning	12	179	25
6	Graphic Design	3	99	51
7	Welding	5	87	1
8	Mechanical	4	70	-
9	Electronic	3	24	2
10	Tourism And Hospitality	1	9	6
Whole Country		107	2,145	521

Appendix 7: CERTIFICATE LEVEL 2 - Enrollment by Course Name, Whole Country

No.	Subject Name	Number of Course	Enrollment	
			Total	Female
1	Electricity	15	183	11
2	Civil Engineering	4	125	3
3	Information Technology	8	101	46
4	Automobile	7	77	1
5	Mechanical	3	31	-
6	Metal Engineering	1	9	-
Whole Country		38	526	61

Appendix 8: CERTIFICATE LEVEL 3 - Enrollment by Course Name, Whole Country

No.	Subject Name	Number of Course	Enrollment	
			Total	Female
1	Electricity	11	125	12
2	Civil Engineering	4	56	2
3	Information Technology	5	39	20
4	Automobile	3	24	-
5	Mechanical	2	15	-
6	Business Information Technology	1	11	-
7	Graphic Design	1	9	5
8	Veterinary Science	1	3	-
Whole Country		28	282	39

Appendix 9: ASSOCIATE - Enrollment by Course Name, Whole Country

No.	Subject Name	Number of Course	Enrollment	
			Total	Female
1	Electricity	46	2,148	228
2	Civil Engineering	15	645	79
3	Automobile	14	509	26
4	English Language	12	478	219
5	Information Technology	23	461	156
6	Accounting And Finance	9	336	275
7	Business Administration	9	212	79
8	Electronic	6	174	26
9	Banking And Finance	6	140	89
10	Air Conditioning	5	107	6
11	Tourism And Hospitality	3	80	45
12	Agronomy Science	3	78	48
13	Marketing	6	76	39
14	Accounting	5	66	61
15	Veterinary Science	3	29	9
16	Cad/cam	2	26	-
17	Industrial Facilities	2	24	7
18	Business Information Technology	2	17	4
19	Metal Engineering	1	14	2
Whole Country		172	5,620	1,398

Appendix 10: BACHELOR - Enrollment by Course Name, Whole Country

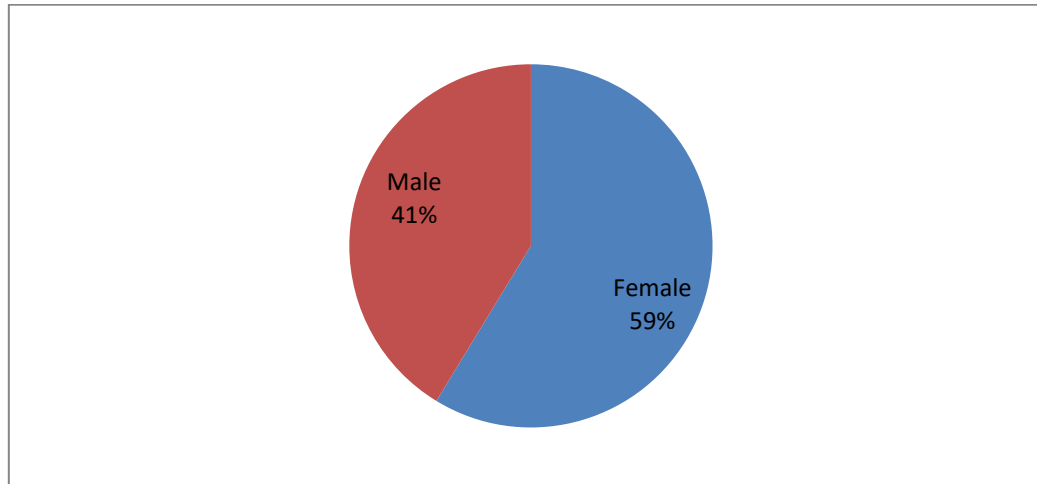
No.	Subject Name	Number of Course	Enrollment	
			Total	Female
1	Electricity	41	2,147	169
2	Civil Engineering	30	1,696	154
3	Accounting And Finance	27	1,107	1,006
4	Business Administration	19	579	295
5	Banking And Finance	17	547	347
6	Information Technology	23	511	120
7	Electronic	11	487	73
8	Automobile	17	445	7
9	Mechanical	10	240	7
10	Accounting	10	222	195
11	Marketing	9	194	95
12	Architecture	6	192	69
13	English Language	12	166	105
14	Tourism And Hospitality	9	101	67
15	Business Information Technology	4	92	19
16	Welding	2	45	36
17	Air Conditioning	1	20	1
Whole Country		248	8,791	2,765

Appendix 11 - Short Course Student Overview

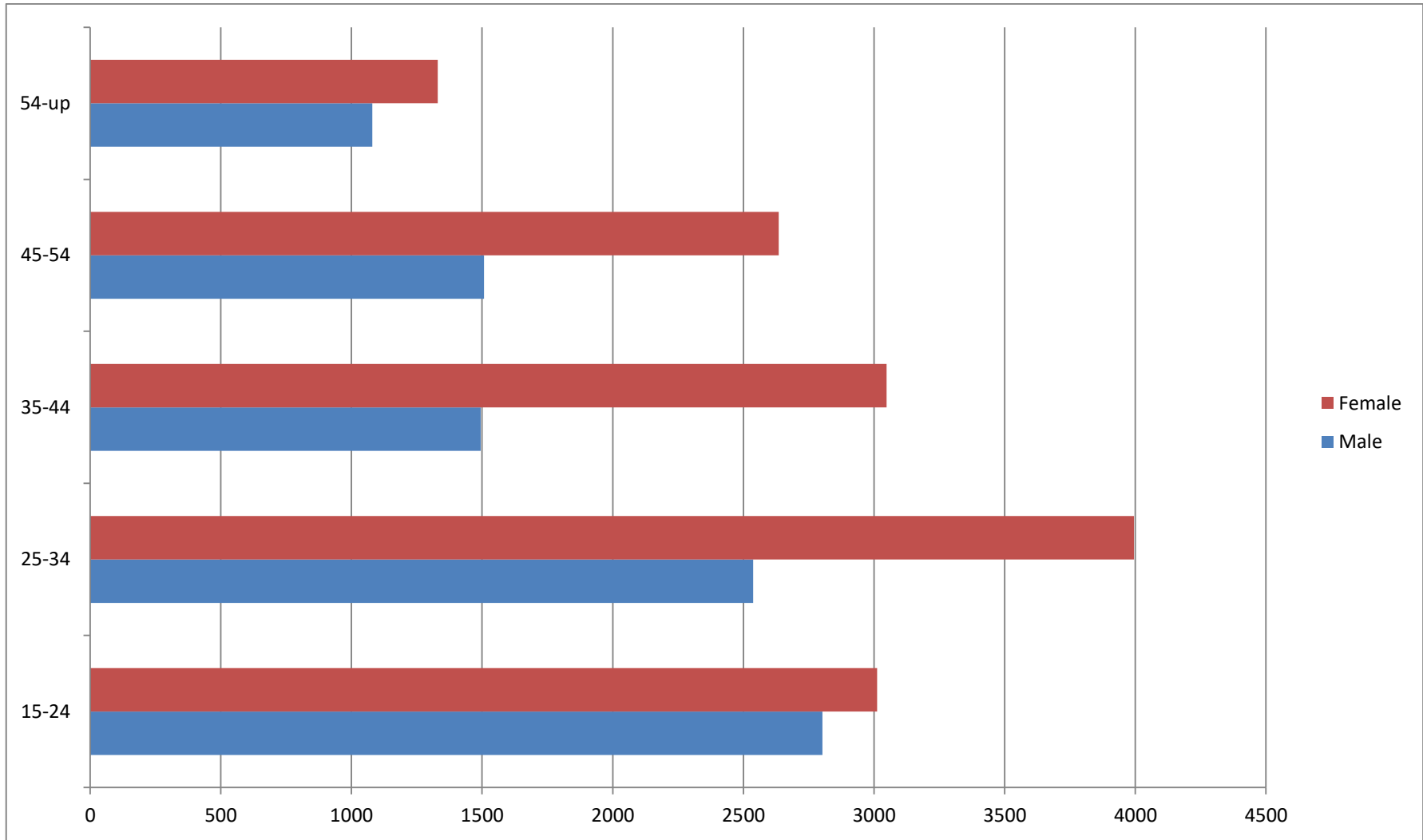
0% are orphans.

2% are disables.

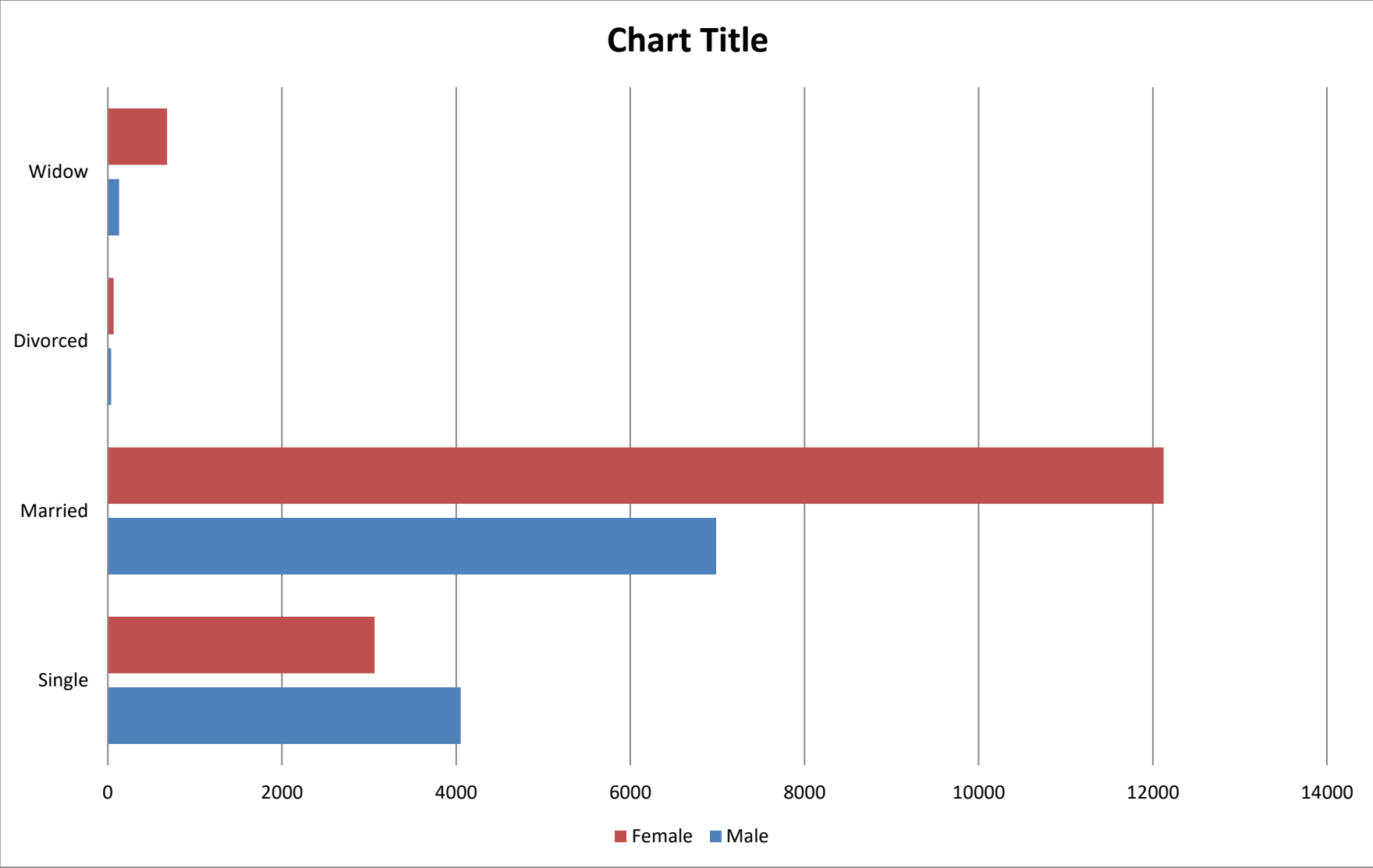
32% are ethnic minorities.

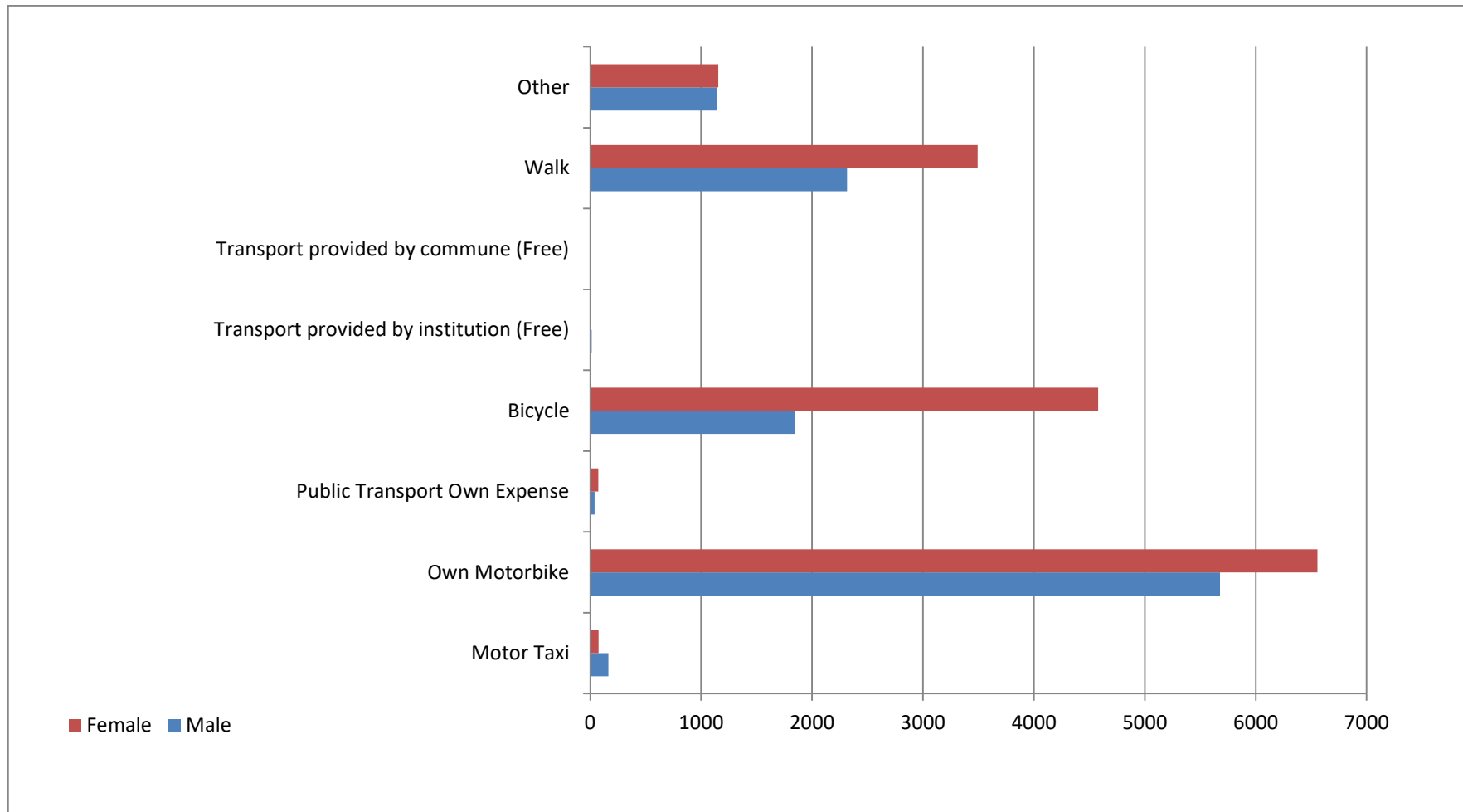


Gender Parity

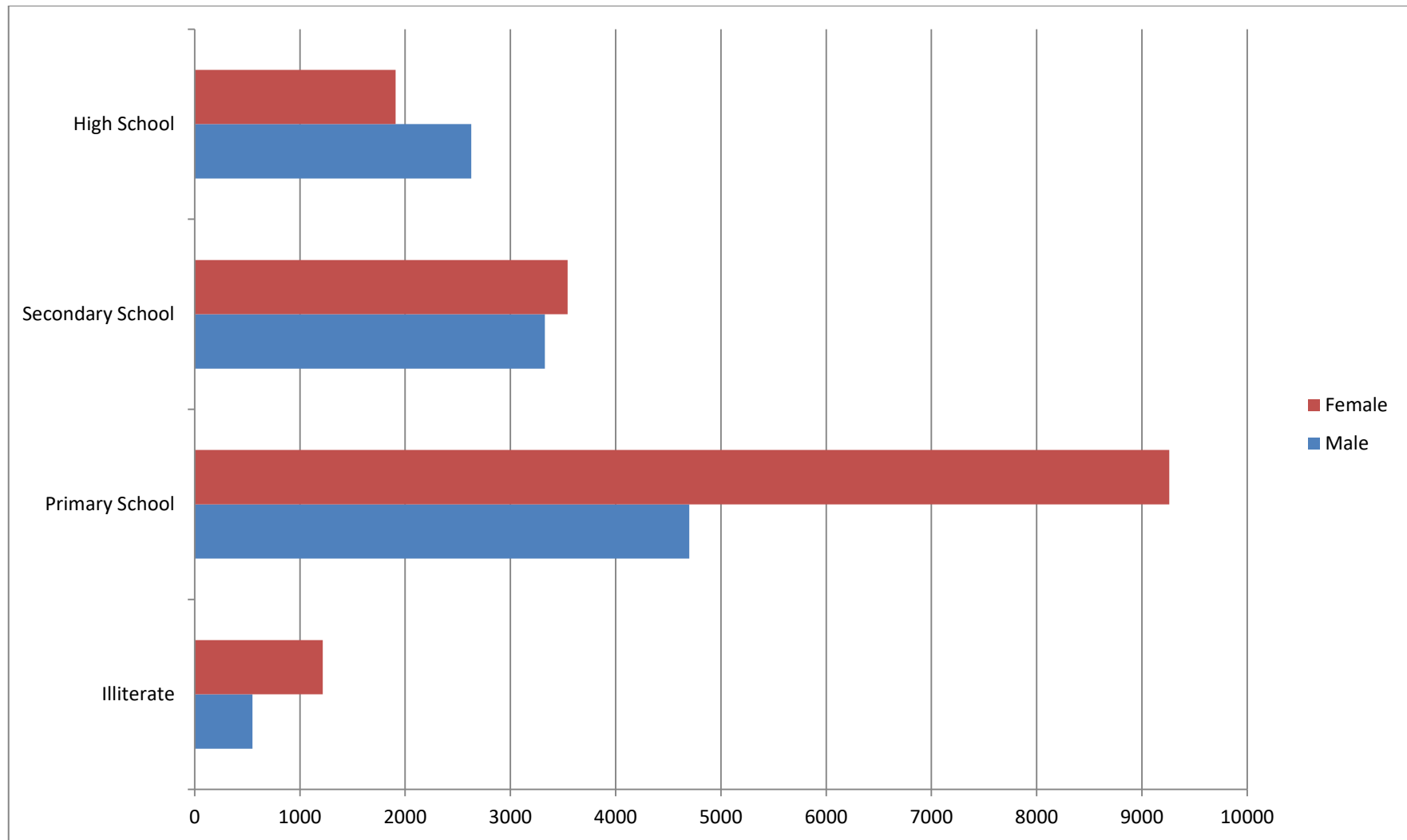


Age Range

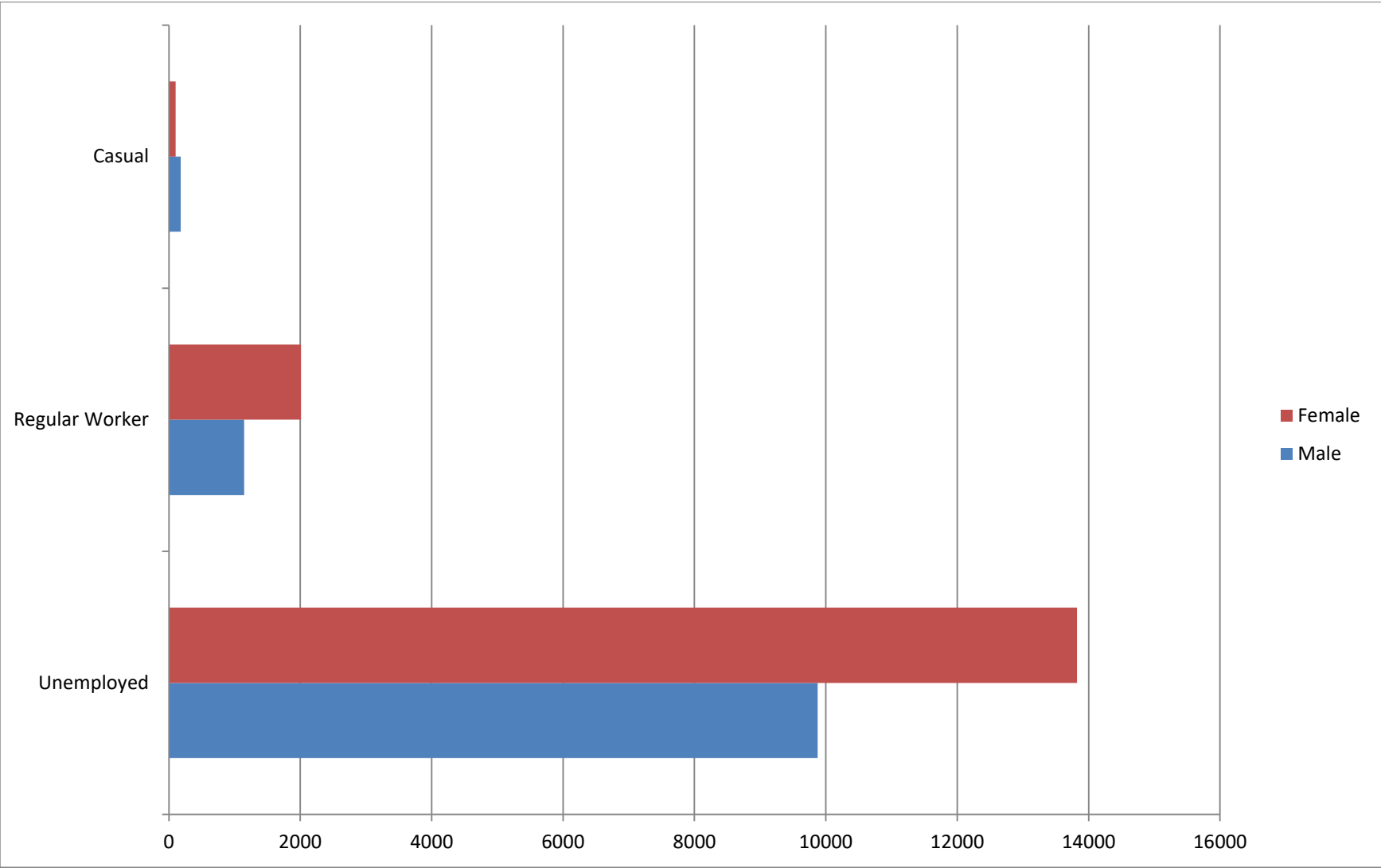




Transportation Method



General Education



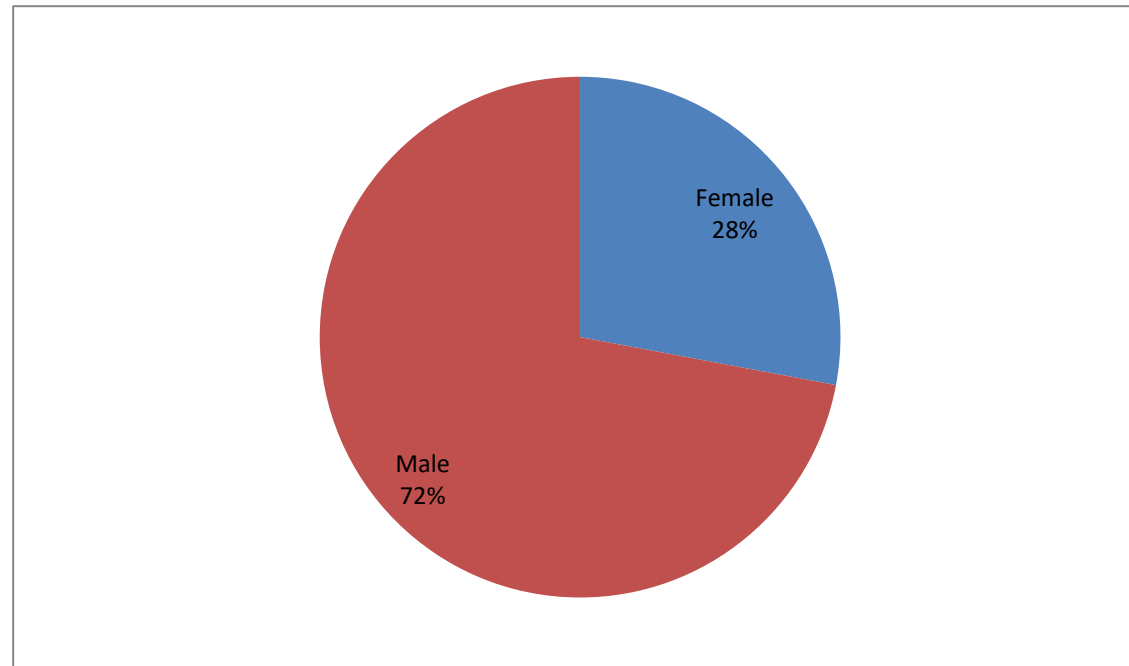
Employment Status

Appendix 12 - LONG Course Student Overview

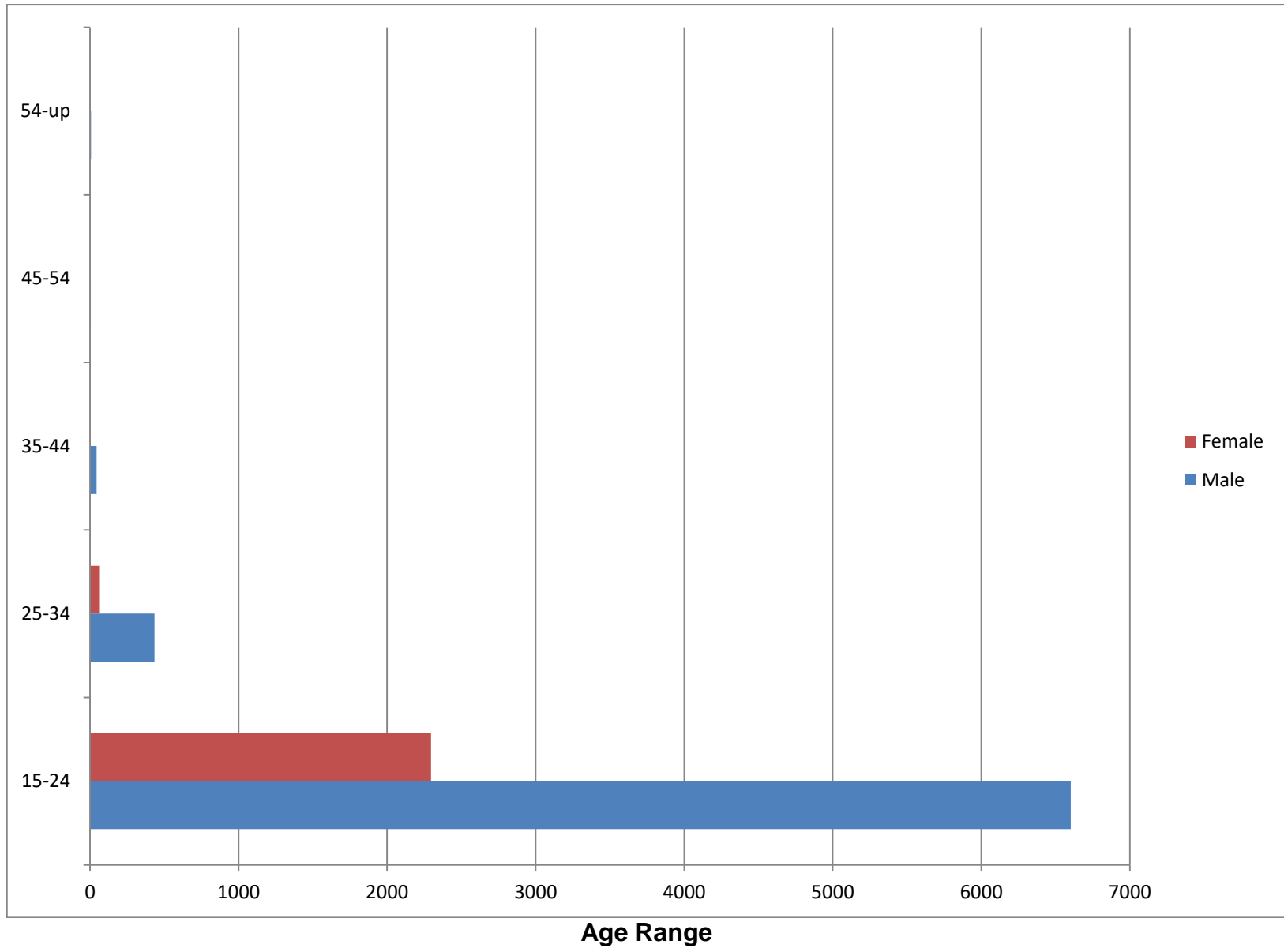
1% are orphans.

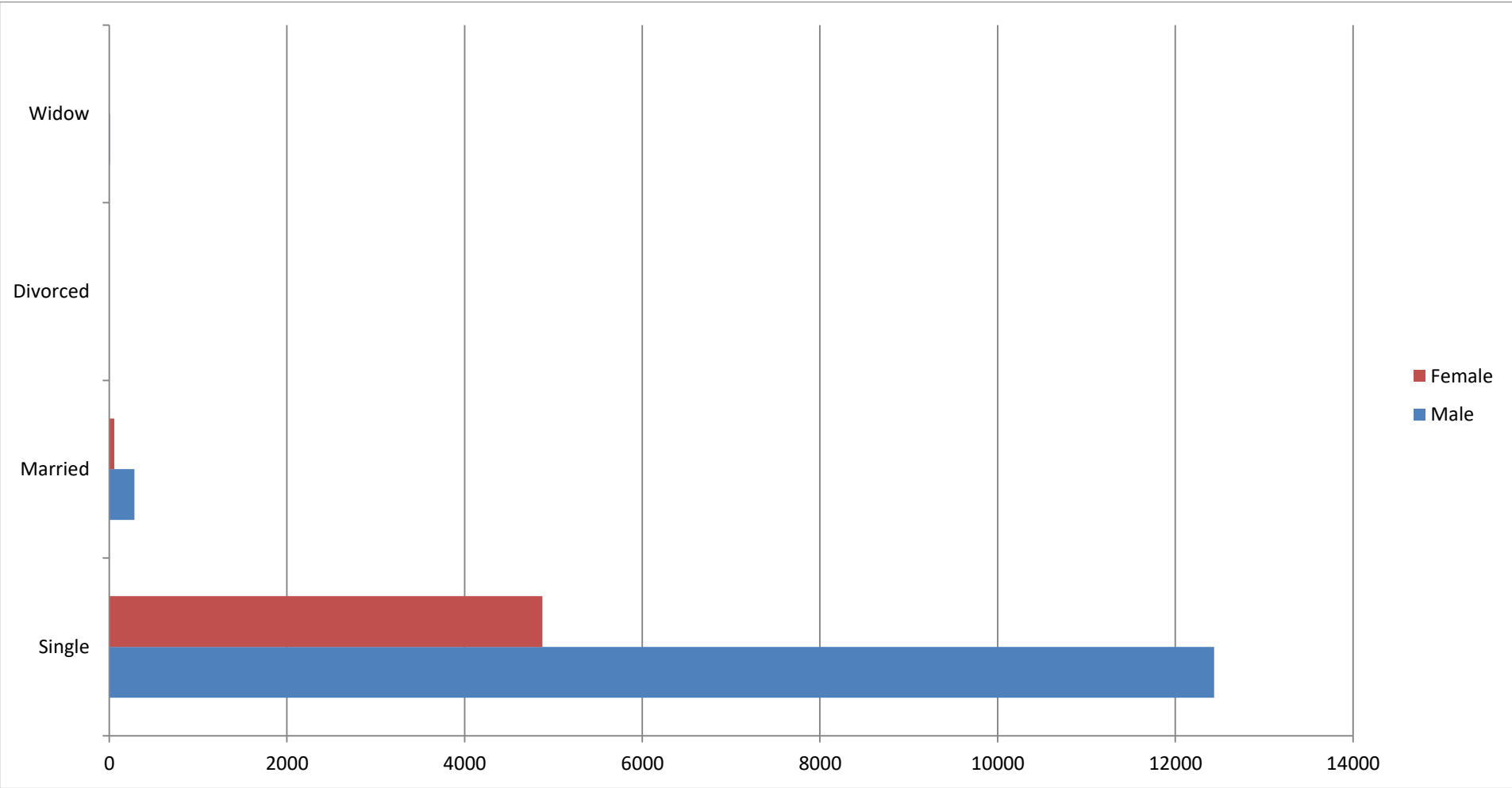
1% are disables.

21% are ethnic minorities.

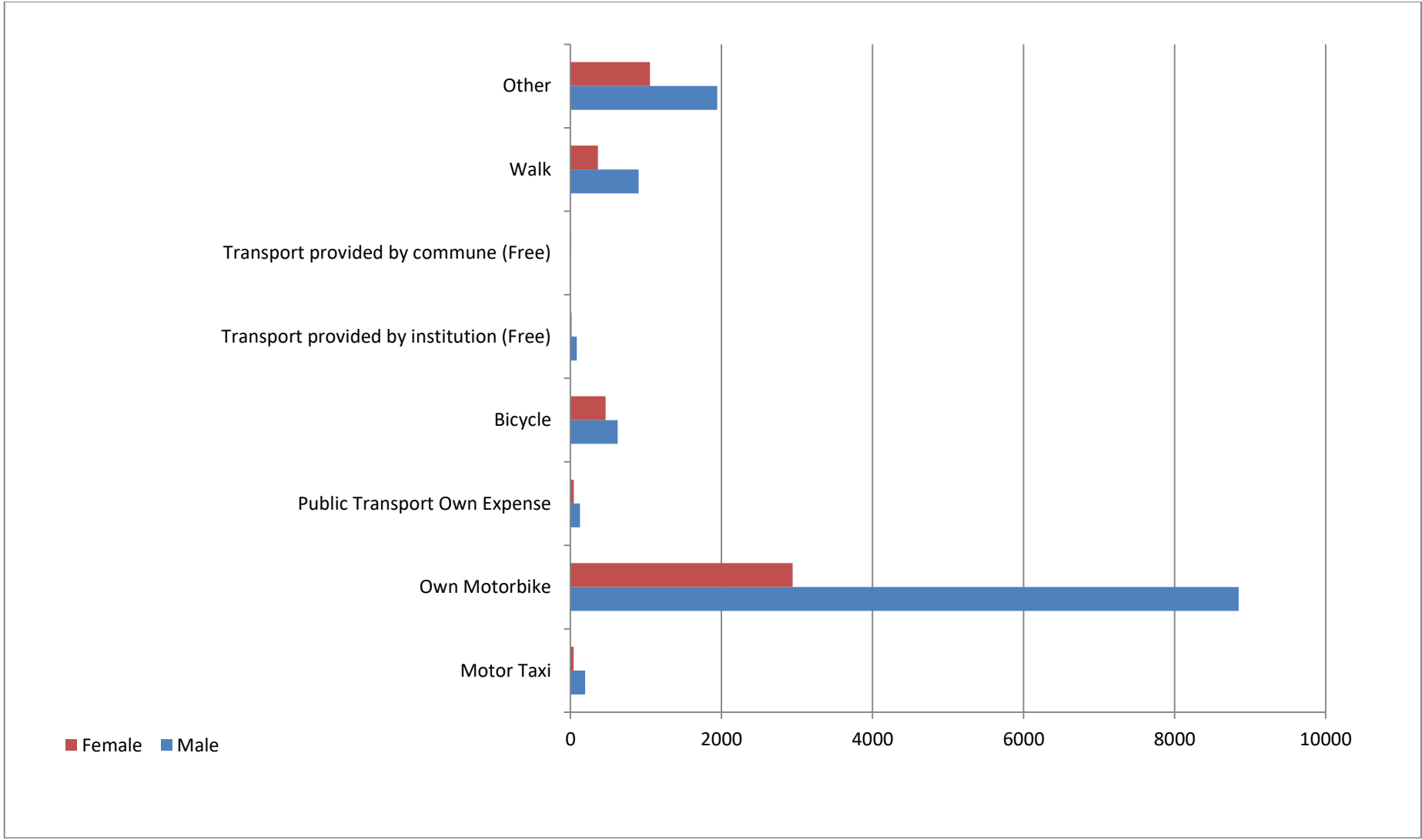


Gender Parity

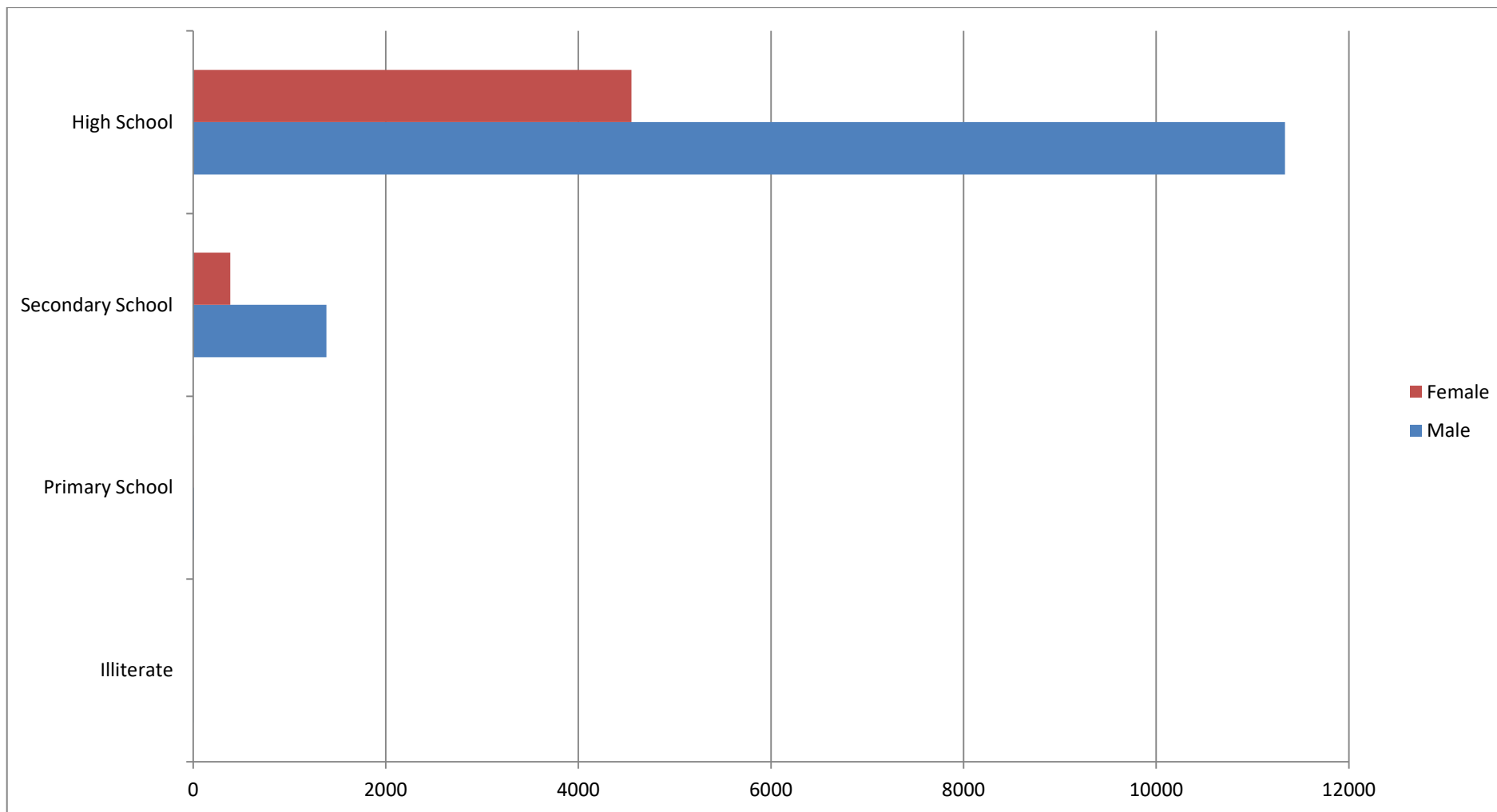




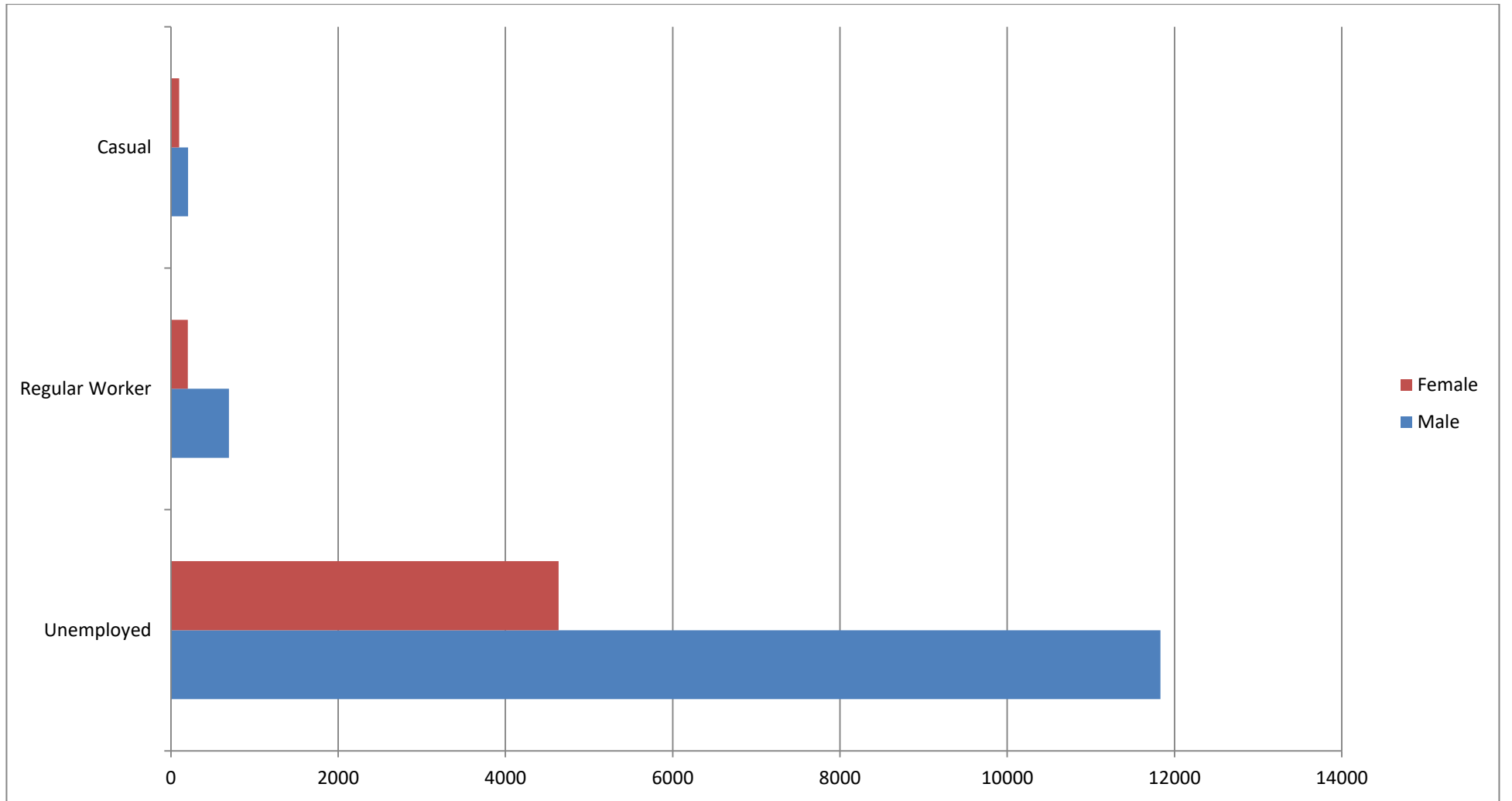
Marital Status



Transportation Method



General Education



Employment Status

ការបណ្តុះបណ្តាលតាម មូលនិធិ

No	ឈ្មោះគ្រឹះស្ថាន	មូលនិធិជាតិ បណ្តុះ បណ្តាល_NTF	ថវិកា ទ្រទ្រង់ គ្រឹះស្ថាន	មូលនិធិ ពិសេសរបស់ សម្តេចតេជោ នាយករដ្ឋមន្ត្រី	កម្មវិធីបណ្តុះ បណ្តាល ជំនាញតាម លិខិត បញ្ជាក់_VSTP	គម្រោងសាក ល្បីលើបច្ចុ បេកទេស ក្រោយ ប្រមូលផល	Other
1	វិទ្យាស្ថានជាតិពហុបច្ចេកទេសកម្ពុជា	0	0	0	0	0	0
2	វិទ្យាស្ថានជាតិបណ្តុះបណ្តាលបច្ចេកទេស	0	0	0	0	0	0
3	វិទ្យាស្ថានពហុបច្ចេកទេសព្រះកុសមៈ	0	0	0	0	0	0
4	វិទ្យាស្ថានជាតិពាណិជ្ជសាស្ត្រ	0	0	0	0	0	0
5	វិទ្យាស្ថានអភិវឌ្ឍន៍សហគ្រិនភាពកម្ពុជា-ឥណ្ឌា	0	300	0	0	0	0
6	វិទ្យាស្ថានអភិវឌ្ឍន៍មុខជំនាញកម្ពុជា-ថៃ	0	410	0	0	0	0
7	សាលាមធ្យមសិក្សាបច្ចេកទេស ហ្សឺ វ៉េ សេ	0	0	0	0	0	0
8	វិទ្យាស្ថានបច្ចេកទេសឧស្សាហកម្ម	131	0	0	0	0	0
9	វិទ្យាស្ថានពហុបច្ចេកទេសភូមិភាគតេជោសែនបាត់ដំបង	100	533	0	1,486	0	0
10	វិទ្យាស្ថានបច្ចេកវិទ្យាបាត់ដំបង	0	225	0	0	0	0
11	វិទ្យាស្ថានជាតិវិជ្ជាជីវៈបាត់ដំបង	239	574	0	509	0	40
12	វិទ្យាស្ថានពហុបច្ចេកទេសភូមិភាគតេជោសែនកំពត	0	220	0	1,117	0	0
13	វិទ្យាស្ថានពហុបច្ចេកទេសភូមិភាគតេជោសែនសៀមរាប	87	188	0	1,270	0	116
14	វិទ្យាស្ថានពហុបច្ចេកទេសភូមិភាគតេជោសែនតាកែវ	38	1,390	0	0	0	0
15	វិទ្យាស្ថានពហុបច្ចេកទេសភូមិភាគតេជោសែនស្វាយរៀង	540	83	0	1,619	0	0
16	វិទ្យាស្ថានពហុបច្ចេកទេសមិត្តភាពកម្ពុជា-ចិន ខេត្តព្រះសីហនុ	0	150	0	0	0	0

17	វិទ្យាស្ថានពហុបច្ចេកទេសខេត្តព្រះសីហនុ	420	168	0	0	0	0
18	វិទ្យាស្ថានជាតិពហុបច្ចេកទេសអង្គរ	275	155	0	509	0	0
19	វិទ្យាស្ថានពហុបច្ចេកទេសខេត្តពោធិ៍សាត់	465	15	0	774	0	0
20	វិទ្យាស្ថានពហុបច្ចេកទេសខេត្តកំពង់ចាម	380	192	0	0	0	19
21	មជ្ឈមណ្ឌលបណ្តុះបណ្តាលវិជ្ជាជីវៈខេត្តកំពង់ធំ	20	273	0	1,621	0	0
22	មជ្ឈមណ្ឌលបណ្តុះបណ្តាលវិជ្ជាជីវៈខេត្តកំពង់ឆ្នាំង	360	360	0	0	0	0
23	មជ្ឈមណ្ឌលបណ្តុះបណ្តាលវិជ្ជាជីវៈខេត្តកណ្តាល	400	150	0	0	0	0
24	មជ្ឈមណ្ឌលបណ្តុះបណ្តាលវិជ្ជាជីវៈខេត្តប៉ៃលិន	0	0	0	0	0	0
25	មជ្ឈមណ្ឌលបណ្តុះបណ្តាលវិជ្ជាជីវៈខេត្តក្រចេះ	160	450	0	0	0	0
26	មជ្ឈមណ្ឌលបណ្តុះបណ្តាលវិជ្ជាជីវៈខេត្តរតនគិរី	220	149	0	512	0	494
27	មជ្ឈមណ្ឌលបណ្តុះបណ្តាលវិជ្ជាជីវៈខេត្តមណ្ឌលគិរី	255	335	0	456	0	0
28	មជ្ឈមណ្ឌលបណ្តុះបណ្តាលវិជ្ជាជីវៈខេត្តស្ទឹងត្រែង	0	360	0	0	0	0
29	មជ្ឈមណ្ឌលបណ្តុះបណ្តាលវិជ្ជាជីវៈ ខេត្តកោះកុង	0	174	0	380	0	0
30	មជ្ឈមណ្ឌលបណ្តុះបណ្តាលវិជ្ជាជីវៈ ខេត្តព្រះវិហារ	180	326	0	0	0	0
31	មជ្ឈមណ្ឌលបណ្តុះបណ្តាលវិជ្ជាជីវៈ ខេត្តកំពង់ស្ពឺ	180	430	0	0	0	0
32	មជ្ឈមណ្ឌលបណ្តុះបណ្តាលវិជ្ជាជីវៈខេត្តបន្ទាយមានជ័យ	260	100	0	0	0	0
33	មជ្ឈមណ្ឌលបណ្តុះបណ្តាលវិជ្ជាជីវៈខេត្តឧត្តមានជ័យ	310	32	0	0	0	0
34	មជ្ឈមណ្ឌលបណ្តុះបណ្តាលវិជ្ជាជីវៈ ខេត្តព្រៃវែង	180	410	0	0	0	0
35	មជ្ឈមណ្ឌលបណ្តុះបណ្តាលវិជ្ជាជីវៈខេត្តកែប	450	284	0	0	0	0
36	មជ្ឈមណ្ឌលបណ្តុះបណ្តាលវិជ្ជាជីវៈខេត្តត្បូងឃ្មុំ	235	380	0	0	0	0
37	សាលាបណ្តុះបណ្តាលវិជ្ជាជីវៈបឹងនិមល	235	580	0	495	0	0
38	មជ្ឈមណ្ឌលបណ្តុះបណ្តាលវិជ្ជាជីវៈព្រះវិហារ-យ៉ាឡាយ	100	100	0	0	0	0
39	សាលាបណ្តុះបណ្តាលវិជ្ជាជីវៈរលាំងខេត្តពោធិ៍សាត់	0	0	0	2	0	0
ទូទាំងប្រទេស		6,220	9,496	0	10,750	0	669