



**KINGDOM OF CAMBODIA  
NATION RELIGION KING**

**MINISTRY OF LABOUR AND VOCATIONAL TRAINING**

**TECHNICAL AND VOCATIONAL EDUCATION AND  
TRAINING  
STATISTICS**

**ACADEMIC YEAR 2016 - 2017**

TVETMIS Office, Department of Labour Market Information  
Phnom Penh, February 2018

## Definitions

**Number of public training institutions:** Total number of public TVET institutions under Ministry of Labour and Vocational Training.

**Number of private training institutions:** Total number of private TVET institutions registered with Ministry of Labour and Vocational Training.

**Institution:** TVET institution that offers training from short course up to Master level.

**Regional Training Center (RCT):** TVET institution that offers training from short course up to Master level.

**Provincial Training Center (PTC)/ Vocational Training Center (VTC):** TVET institution that offers training from short course up to Diploma level.

**Enrollment:** Number of trainees enrolled in a particular course.

**Dropout:** Number of trainees drop out from training course. When a trainee does not attend the course more than 50 percent of total training hours, he/she will be classified as dropout.

**Employed after graduation:** Number of trainees who have a job within 3 months or 6 months after graduation.

**Teaching Staff:** Number of staff whose main duty is teaching/training.

**Non Teaching Staff:** Number of staff whose main duty is not teaching/training such as director, deputy director, admin staff, driver etc.

**Total Staff:** Total number of staff both teaching and non-teaching.

**Short Course:** A program involving practical vocational training tasks (including workshops) and a limited number of classroom presentations until the competencies specified as learning outcomes for the program concerned have been achieved. For most learners beginning at entry level this would normally require less than one year of full time studies or equivalent (non-formal training).

**C1: Technical and Vocational Certificate 1.** A program involving practical technical and vocational training tasks (including workshops) and a limited number of classroom presentations until the competencies specified as learning outcomes for the program concerned have been achieved. For most learners beginning at level 1 this would normally require one year of full time studies or equivalent.

**C2: Technical and Vocational Certificate 2.** A program involving practical vocational training tasks (including workshops and laboratory activities) and some classroom presentations until the competencies specified as learning outcomes for the program concerned have been achieved. For most learners beginning after level 2 would normally require one year of full time studies or equivalent.

**C3: Technical and Vocational Certificate 3.** A program involving practical technical training (including workshops, laboratories and applied work and work experience) and classroom presentations until the competencies specified as learning outcomes for the program concerned have been achieved. For most learners beginning after level 3 this would normally require one year of full time work and study or equivalent. This work would be assessed as equivalent to 30 credit hours.

**Diploma:** A program involving study and practical technical training (including classroom presentations, workshops, laboratories and applied work and work experience) until the competencies specified as learning outcomes for the program concerned have been achieved. For students entering technical education after general secondary school two years of study and training or equivalent (at least 60 credit hours) would be required. This work would be assessed as equivalent to 30 credit hours beyond level 4.

**Bachelor:** A Bachelors Degree program in technology/engineer/business education/training is a systematic, research-based, coherent, introduction to knowledge, idea, principles, concept, research methods and to analytical and problem-solving techniques of a recognized major subject or subjects. A programme leading to this qualification usually involves major studies in which significant knowledge is available. Programme content is taken to significant depth and progressively developed to a high level, which provides a basis for post-graduate study and professional careers. An award requiring a minimum of 120 credit hours at post secondary levels, normally following four years of full time training and study or equivalent at post secondary levels.

**Master:** Masters degree of technology/business aimed at advanced professional expertise may involve a significant independent project applying learning gained to issues or problems in their field, together with advanced coursework. Masters degrees of technology/business in Technical and Vocational Education and Training is normally designed to extend the principal subject or subjects of the qualifying degree or may be build on relevant knowledge and skills derived from advanced occupational experience. A master's degree of technology/business education contains a significant element of supervised research, normally embodied in a thesis, dissertation or substantial research paper. The master's degree of technology/business education required a minimum of 24 credits for course work plus a thesis in a research degree program, or 39 credits for course work plus a significant project (45-57 credits). Masters degrees normally involve at least two years for full-time of advanced study following completion of a bachelor degree.

**PhD:** The Doctoral Degree required a minimum of 54 credit hours for advanced coursework plus a major thesis normally taken at least three years up to six years for full time academic years and eight years for part time or equivalent following a Masters degree. An alternative program structure with greater concentration on independent research is available in selected fields at some institutions involving a minimum of 12 credit hours and a more extensive thesis.

**% Female:** Percentage of female trainees in compare to total number of trainees.

$$\text{Formula: } \frac{\text{Female enrollment} \times 100}{\text{Total enrollment}}$$

**Non-Formal:** Refer to Short Course.

**Formal:** Refer to course from Certificate1 (CQF2) and above.

**Graduation:** Trainees who are successfully completed a training course and certified for that course.

## Table of Contents

Definitions.....	i
Table 1 - Institutions, Students and Staff (MLVT Public Institutions and MLVT Registered Institutions) .....	1
Table 2 - Table 2 - Enrollment by Training Level (MLVT Public Institutions and MLVT Registered Institutions) .....	2
Table 3 A - Short Course Enrollment by Province (MLVT Public Institutions and MLVT Registered Institutions).....	3
Table 3 B - C1 Enrollment by Province (MLVT Public Institutions and MLVT Registered Institutions).....	4
Table 3 C - C2 Enrollment by Province (MLVT Public Institutions and MLVT Registered Institutions).....	5
Table 3 D - C3 Enrollment by Province (MLVT Public Institutions and MLVT Registered Institutions).....	6
Table 3 E - High Diploma Enrollment by Province (MLVT Public Institutions and MLVT Registered Institutions) .....	7
Table 3 F - Bachelor Enrollment by Province (MLVT Public Institutions and MLVT Registered Institutions).....	8
Table 3 G - Master Enrollment by Province (MLVT Public Institutions and MLVT Registered Institutions) .....	9
Table 3 H - PhD Enrollment by Province (MLVT Public Institutions and MLVT Registered Institutions).....	10
Table 4 A - MLVT Public Institutions, Students and Staff by Province .....	11
Table 5 B - MLVT Registered Institution Staff by Education and Pedagogical Training by Province.....	12
Table 6 A - MLVT Public Institution Non Teaching Staff by Functions by Province .....	13
Table 7 A - Non- Formal Student Age 15-19 by Province (MLVT Public Institutions and MLVT Registered Institutions) .....	14
Table 7 B - Non- Formal Student Age 20-24 by Province (MLVT Public Institutions and MLVT Registered Institutions) .....	15
Table 7 C - Non- Formal Student Age 25-29 by Province (MLVT Public Institutions and MLVT Registered Institutions) .....	16
Table 7 D - Non- Formal Student Age 30-34 by Province (MLVT Public Institutions and MLVT Registered Institutions) .....	17
Table 7 E - Non- Formal Student Age 35-39 by Province (MLVT Public Institutions and MLVT Registered Institutions) .....	18
Table 7 F - Non- Formal Student Age 40-44 by Province (MLVT Public Institutions and MLVT Registered Institutions).....	19
Table 7 G - Non- Formal Student Age 45-49 by Province (MLVT Public Institutions and MLVT Registered Institutions) .....	20
Table 7 H - Non- Formal Student Age 50-54 by Province (MLVT Public Institutions and MLVT Registered Institutions) .....	21
Table 7 I - Non- Formal Student Age 55-59 by Province (MLVT Public Institutions and MLVT Registered Institutions).....	22
Table 7 J - Non- Formal Student Age 60-64 by Province (MLVT Public Institutions and MLVT Registered Institutions).....	23

Table 7 K - Non- Formal Student Age 65 above by Province (MLVT Public Institutions and MLVT Registered Institutions) .....	24
Table 8 A - Formal Student Age 15-19 by Province (MLVT Public Institutions and MLVT Registered Institutions) .....	25
Table 8 B - Formal Student Age 20-24 by Province (MLVT Public Institutions and MLVT Registered Institutions) .....	26
Table 8 C - Formal Student Age 25-29 by Province (MLVT Public Institutions and MLVT Registered Institutions) .....	27
Table 8 D - Formal Student Age 30-34 by Province (MLVT Public Institutions and MLVT Registered Institutions) .....	28
Table 8 E - Formal Student Age 35-39 by Province (MLVT Public Institutions and MLVT Registered Institutions) .....	29
Table 8 F - Formal Student Age 40-44 by Province (MLVT Public Institutions and MLVT Registered Institutions) .....	30
Table 8 G - Formal Student Age 45-49 by Province (MLVT Public Institutions and MLVT Registered Institutions) .....	31
Table 8 H - Formal Student Age 50-54 by Province (MLVT Public Institutions and MLVT Registered Institutions) .....	32
Table 8 I - Formal Student Age 55-59 by Province (MLVT Public Institutions and MLVT Registered Institutions) .....	33
Table 8 J - Formal Student Age 60-64 by Province (MLVT Public Institutions and MLVT Registered Institutions) .....	34
Table 8 K- Formal Student Age 65-Up by Province (MLVT Public Institutions and MLVT Registered Institutions) .....	35
Table 9 - Students and Staff by Institution .....	36
Table 10 A - Short Course Enrollment by Institution .....	38
Table 10 B - C1 Enrollment by Institution .....	39
Table 10 C - C2 Enrollment by Institution .....	40
Table 10 D - C3 Enrollment by Institution .....	41
Table 10 E - Higher Diploma Enrollment by Institution .....	42
Table 10 F - Bachelor Enrollment by Institution .....	43
Table 10 G - Master Enrollment by Institution .....	44
Table 10 H - PhD Enrollment by Institution .....	45
Table 11 - Institution Staff by Education and Pedagogical Training by Institution .....	46
Table 12 - Institution Non Teaching Staff by Functions by Institution .....	48
Table 13 A - Non- Formal Student Age 15-19 by Institution .....	50
Table 13 B - Non- Formal Student Age 20-24 by Institution .....	51
Table 13 C - Non- Formal Student Age 25-29 by Institution .....	52
Table 13 D - Non- Formal Student Age 30-34 by Institution .....	53

Table 13 E - Non- Formal Student Age 35-39 by Institution .....	54
Table 13 F - Non- Formal Student Age 40-44 by Institution.....	55
Table 13 G - Non- Formal Student Age 45-49 by Institution .....	56
Table 13 H - Non- Formal Student Age 50-54 by Institution .....	57
Table 13 I - Non- Formal Student Age 55-59 by Institution.....	58
Table 13 J - Non- Formal Student Age 60-64 by Institution.....	59
Table 13 K - Non- Formal Student Age 65-up by Institution .....	60
Table 14 A - Formal Student Age 15-19 by Institution .....	61
Table 14 B - Formal Student Age 20-24 by Institution .....	62
Table 14 C - Formal Student Age 25-29 by Institution.....	63
Table 14 D - Formal Student Age 30-34 by Institution.....	64
Table 14 E - Formal Student Age 35-39 by Institution .....	65
Table 14 F - Formal Student Age 40-44 by Institution .....	66
Table 14 G - Formal Student Age 45-49 by Institution.....	67
Table 14 H - Formal Student Age 50-54 by Institution.....	68
Table 14 I - Formal Student Age 55-59 by Institution .....	69
Table 14 J - Formal Student Age 60-64 by Institution.....	70
Table 14 K - Formal Student Age 65-UP by Institution .....	71
Table 15 A - Employed after Graduation, Whole Country.....	72
Table 15 B - 3 Months Employed after Graduation by Training Level .....	73
Table 15 C - 6 Months Employed after Graduation by Training Level .....	74
Table 15 D - Employed after Graduation by Province .....	75
Table 15 E - Employed after Graduation by Institution .....	76
Appendix 1: Short Course Enrollment by Course Name, Whole Country .....	77
Appendix 2: CENTER BASE - Short Course Enrollment by Course Name, Whole Country .....	80
Appendix 3: ENTERPRISE BASE - Short Course Enrollment by Course Name, Whole Country .....	82
Appendix 4: COMMUNITY BASE - Short Course Enrollment by Course Name, Whole Country .....	83

Appendix 5: Long Course Enrollment by Course Name, Whole Country .....	85
Appendix 6: CERTIFICATE LEVEL 1 - Enrollment by Course Name, Whole Country .....	86
Appendix 7: CERTIFICATE LEVEL 2 - Enrollment by Course Name, Whole Country .....	87
Appendix 8: CERTIFICATE LEVEL 3 - Enrollment by Course Name, Whole Country .....	88
Appendix 9: ASSOCIATE - Enrollment by Course Name, Whole Country .....	89
Appendix 10: BACHELOR - Enrollment by Course Name, Whole Country.....	90
Appendix 11 - Short Course Student Overview .....	91
Appendix 12 - LONG Course Student Overview .....	94

**Table 1 - Institutions, Students and Staff (MLVT Public Training Institutions and MLVT Registered Training Institutions)**

<i>Particular</i>	<i>Number of institutions</i>	<i>Enrollment</i>		<i>Drop Out</i>		<i>Graduation</i>		<i>Teaching Staff</i>		<i>Non-teaching Staff</i>		<i>Total Staff</i>	
		<i>Total</i>	<i>Female</i>	<i>Total</i>	<i>Female</i>	<i>Total</i>	<i>Female</i>	<i>Total</i>	<i>Female</i>	<i>Total</i>	<i>Female</i>	<i>Total</i>	<i>Female</i>
<b>Whole country</b>	<b>39</b>	<b>39,207</b>	<b>11,401</b>	<b>2,193</b>	<b>525</b>	<b>21,740</b>	<b>7,824</b>	<b>2,231</b>	<b>932</b>	<b>1,522</b>	<b>367</b>	<b>3,753</b>	<b>1,299</b>

**By institution category**

Institute	15	29,512	6,939	1,784	342	14,169	3,994	966	463	912	245	1,878	463
PTC / VTC	24	9,695	4,462	409	183	7,571	3,830	1,265	469	610	122	1,875	836
NGO & Private													

**By location**

Phnom Penh	8	22,394	3,746	973	129	9,491	2,272	313	209	581	151	894	209
Provinces	31	16,813	7,655	1,220	396	12,249	5,552	1,918	723	941	216	2,859	1,090



**Table 2 - Enrollment by Training Level (MLVT Public Training Institutions and MLVT Registered Training Institutions)**

<i>Particular</i>	<i>Number of institutions</i>	<i>Short Course</i>		<i>C1</i>		<i>C2</i>		<i>C3</i>		<i>Higher Diploma</i>		<i>Bachelor</i>		<i>Master</i>		<i>PhD</i>	
		<i>Total</i>	<i>Female</i>	<i>Total</i>	<i>Female</i>	<i>Total</i>	<i>Female</i>	<i>Total</i>	<i>Female</i>	<i>Total</i>	<i>Female</i>	<i>Total</i>	<i>Female</i>	<i>Total</i>	<i>Female</i>	<i>Total</i>	<i>Female</i>
<b>Whole country</b>	<b>39</b>	<b>11,417</b>	<b>5,452</b>	<b>1,947</b>	<b>531</b>	<b>453</b>	<b>66</b>	<b>274</b>	<b>42</b>	<b>8,503</b>	<b>1,440</b>	<b>16,540</b>	<b>3,868</b>	<b>73</b>	<b>2</b>	<b>0</b>	<b>0</b>
<b>By institution category</b>																	
Institute	15	3,979	1,780	1,291	278	317	45	217	35	7,095	931	16,540	3,868	73	2	0	0
PTC / VTC	24	7,438	3,672	656	253	136	21	57	7	1,408	509	0	0	0	0	0	0
NGO & Private																	
<b>By location</b>																	
Phnom Penh	8	979	176	538	58	115	4	80	4	5,737	545	14,872	2,957	73	2	0	0
Provinces	31	10,438	5,276	1,409	473	338	62	194	38	2,766	895	1,668	911	0	0	0	0

**Table 3 A - Short Course Enrollment by Province (MLVT Public Training Institutions and MLVT Registered Training Institutions)**

Province	Number of institutions		Enrollment						Drop Out						Graduation					
			Grand Total		Public		Private		Grand Total		Public		Private		Grand Total		Public		Private	
	Public	Private	Total	Female	Total	Female	Total	Female	Total	Female	Total	Female	Total	Female	Total	Female	Total	Female	Total	Female
Banteay Meanchey	1	-	350	55	350	55	-	-	-	-	-	-	-	-	-	-	-	-	-	-
Battambang	3	-	1,156	619	1,156	619	-	-	-	-	-	-	-	-	-	-	-	-	-	-
Kampong Cham	1	-	435	235	435	235	-	-	-	-	-	-	-	-	-	-	-	-	-	-
Kampong Chhnang	1	-	370	146	370	146	-	-	-	-	-	-	-	-	-	-	-	-	-	-
Kampong Speu	1	-	345	137	345	137	-	-	-	-	-	-	-	-	-	-	-	-	-	-
Kampong Thom	1	-	215	86	215	86	-	-	-	-	-	-	-	-	-	-	-	-	-	-
Kampot	2	-	881	455	881	455	-	-	-	-	-	-	-	-	-	-	-	-	-	-
Kandal	1	-	663	320	663	320	-	-	-	-	-	-	-	-	-	-	-	-	-	-
Kep	1	-	335	202	335	202	-	-	-	-	-	-	-	-	-	-	-	-	-	-
Koh Kong	1	-	-	-	-	-	-	-	-	-	-	-	-	-	-	-	-	-	-	-
Kratie	1	-	710	434	710	434	-	-	-	-	-	-	-	-	-	-	-	-	-	-
Mondul Kiri	1	-	475	260	475	260	-	-	-	-	-	-	-	-	-	-	-	-	-	-
Otdar Meanchey	1	-	45	11	45	11	-	-	-	-	-	-	-	-	-	-	-	-	-	-
Pailin	1	-	280	107	280	107	-	-	-	-	-	-	-	-	-	-	-	-	-	-
Phnom Penh	8	-	979	176	979	176	-	-	-	-	-	-	-	-	-	-	-	-	-	-
Preah Sihanouk	1	-	520	280	520	280	-	-	-	-	-	-	-	-	-	-	-	-	-	-
Preah Vihear	2	-	557	320	557	320	-	-	-	-	-	-	-	-	-	-	-	-	-	-
Prey Veng	1	-	574	279	574	279	-	-	-	-	-	-	-	-	-	-	-	-	-	-
Pursat	2	-	265	155	265	155	-	-	-	-	-	-	-	-	-	-	-	-	-	-
Ratanak Kiri	1	-	60	12	60	12	-	-	-	-	-	-	-	-	-	-	-	-	-	-
Siem Reap	3	-	1,045	525	1,045	525	-	-	-	-	-	-	-	-	-	-	-	-	-	-
Stung Treng	1	-	170	139	170	139	-	-	-	-	-	-	-	-	-	-	-	-	-	-
Svay Rieng	1	-	523	265	523	265	-	-	-	-	-	-	-	-	-	-	-	-	-	-
Takeo	1	-	-	-	-	-	-	-	-	-	-	-	-	-	-	-	-	-	-	-
Tbong Khmum	1	-	464	234	464	234	-	-	-	-	-	-	-	-	-	-	-	-	-	-
<b>Whole Country</b>	<b>39</b>	<b>-</b>	<b>11,417</b>	<b>5,452</b>	<b>11,417</b>	<b>5,452</b>	<b>-</b>	<b>-</b>	<b>-</b>	<b>-</b>	<b>-</b>	<b>-</b>	<b>-</b>	<b>-</b>	<b>-</b>	<b>-</b>	<b>-</b>	<b>-</b>	<b>-</b>	<b>-</b>

**Table 3 B - C1 Enrollment by Province (MLVT Public Institutions and MLVT Registered Institutions)**

Province	Number of institutions		Enrollment						Drop Out						Graduation					
			Grand Total		Public		Private		Grand Total		Public		Private		Grand Total		Public		Private	
	Public	Private	Total	Female	Total	Female	Total	Female	Total	Female	Total	Female	Total	Female	Total	Female	Total	Female	Total	Female
Banteay Meanchey	1	-	25	2	25	2	-	-	-	-	-	-	-	-	-	-	-	-	-	-
Battambang	3	-	212	56	212	56	-	-	-	-	-	-	-	-	-	-	-	-	-	-
Kampong Cham	1	-	205	143	205	143	-	-	-	-	-	-	-	-	-	-	-	-	-	-
Kampong Chhnang	1	-	0	0	0	0	-	-	-	-	-	-	-	-	-	-	-	-	-	-
Kampong Speu	1	-	145	19	145	19	-	-	-	-	-	-	-	-	-	-	-	-	-	-
Kampong Thom	1	-	8	4	8	4	-	-	-	-	-	-	-	-	-	-	-	-	-	-
Kampot	2	-	40	2	40	2	-	-	-	-	-	-	-	-	-	-	-	-	-	-
Kandal	1	-	68	25	68	25	-	-	-	-	-	-	-	-	-	-	-	-	-	-
Kep	1	-	0	0	0	0	-	-	-	-	-	-	-	-	-	-	-	-	-	-
Koh Kong	1	-	48	16	48	16	-	-	-	-	-	-	-	-	-	-	-	-	-	-
Kratie	1	-	16	0	16	0	-	-	-	-	-	-	-	-	-	-	-	-	-	-
Mondul Kiri	1	-	0	0	0	0	-	-	-	-	-	-	-	-	-	-	-	-	-	-
Otdar Meanchey	1	-	0	0	0	0	-	-	-	-	-	-	-	-	-	-	-	-	-	-
Pailin	1	-	0	0	0	0	-	-	-	-	-	-	-	-	-	-	-	-	-	-
Phnom Penh	8	-	538	58	538	58	-	-	-	-	-	-	-	-	-	-	-	-	-	-
Preah Sihanouk	1	-	158	41	158	41	-	-	-	-	-	-	-	-	-	-	-	-	-	-
Preah Vihear	2	-	0	0	0	0	-	-	-	-	-	-	-	-	-	-	-	-	-	-
Prey Veng	1	-	0	0	0	0	-	-	-	-	-	-	-	-	-	-	-	-	-	-
Pursat	2	-	141	44	141	44	-	-	-	-	-	-	-	-	-	-	-	-	-	-
Ratanak Kiri	1	-	0	0	0	0	-	-	-	-	-	-	-	-	-	-	-	-	-	-
Siem Reap	3	-	100	38	100	38	-	-	-	-	-	-	-	-	-	-	-	-	-	-
Stung Treng	1	-	0	0	0	0	-	-	-	-	-	-	-	-	-	-	-	-	-	-
Svay Rieng	1	-	243	83	243	83	-	-	-	-	-	-	-	-	-	-	-	-	-	-
Takeo	1	-	0	0	0	0	-	-	-	-	-	-	-	-	-	-	-	-	-	-
Tbong Khmum	1	-	0	0	0	0	-	-	-	-	-	-	-	-	-	-	-	-	-	-
<b>Whole Country</b>	<b>39</b>	<b>-</b>	<b>1,947</b>	<b>531</b>	<b>1,947</b>	<b>531</b>	<b>-</b>	<b>-</b>	<b>-</b>	<b>-</b>	<b>-</b>	<b>-</b>	<b>-</b>	<b>-</b>	<b>-</b>	<b>-</b>	<b>-</b>	<b>-</b>	<b>-</b>	<b>-</b>

**Table 3 C - C2 Enrollment by Province (MLVT Public Institutions and MLVT Registered Institutions)**

Province	Number of institutions		Enrollment						Drop Out						Graduation					
			Grand Total		Public		Private		Grand Total		Public		Private		Grand Total		Public		Private	
	Public	Private	Total	Female	Total	Female	Total	Female	Total	Female	Total	Female	Total	Female	Total	Female	Total	Female	Private	Female
Banteay Meanchey	1	-	2	0	2	0	-	-	-	-	-	-	-	-	-	-	-	-	-	-
Battambang	3	-	94	12	94	12	-	-	-	-	-	-	-	-	-	-	-	-	-	-
Kampong Cham	1	-	0	0	0	0	-	-	-	-	-	-	-	-	-	-	-	-	-	-
Kampong Chhnang	1	-	9	1	9	1	-	-	-	-	-	-	-	-	-	-	-	-	-	-
Kampong Speu	1	-	58	11	58	11	-	-	-	-	-	-	-	-	-	-	-	-	-	-
Kampong Thom	1	-	4	0	4	0	-	-	-	-	-	-	-	-	-	-	-	-	-	-
Kampot	2	-	8	0	8	0	-	-	-	-	-	-	-	-	-	-	-	-	-	-
Kandal	1	-	0	0	0	0	-	-	-	-	-	-	-	-	-	-	-	-	-	-
Kep	1	-	0	0	0	0	-	-	-	-	-	-	-	-	-	-	-	-	-	-
Koh Kong	1	-	0	0	0	0	-	-	-	-	-	-	-	-	-	-	-	-	-	-
Kratie	1	-	0	0	0	0	-	-	-	-	-	-	-	-	-	-	-	-	-	-
Mondul Kiri	1	-	0	0	0	0	-	-	-	-	-	-	-	-	-	-	-	-	-	-
Otdar Meanchey	1	-	0	0	0	0	-	-	-	-	-	-	-	-	-	-	-	-	-	-
Pailin	1	-	0	0	0	0	-	-	-	-	-	-	-	-	-	-	-	-	-	-
Phnom Penh	8	-	115	4	115	4	-	-	-	-	-	-	-	-	-	-	-	-	-	-
Preah Sihanouk	1	-	52	12	52	12	-	-	-	-	-	-	-	-	-	-	-	-	-	-
Preah Vihear	2	-	0	0	0	0	-	-	-	-	-	-	-	-	-	-	-	-	-	-
Prey Veng	1	-	0	0	0	0	-	-	-	-	-	-	-	-	-	-	-	-	-	-
Pursat	2	-	0	0	0	0	-	-	-	-	-	-	-	-	-	-	-	-	-	-
Ratanak Kiri	1	-	0	0	0	0	-	-	-	-	-	-	-	-	-	-	-	-	-	-
Siem Reap	3	-	94	26	94	26	-	-	-	-	-	-	-	-	-	-	-	-	-	-
Stung Treng	1	-	0	0	0	0	-	-	-	-	-	-	-	-	-	-	-	-	-	-
Svay Rieng	1	-	17	0	17	0	-	-	-	-	-	-	-	-	-	-	-	-	-	-
Takeo	1	-	0	0	0	0	-	-	-	-	-	-	-	-	-	-	-	-	-	-
Tbong Khmum	1	-	0	0	0	0	-	-	-	-	-	-	-	-	-	-	-	-	-	-
<b>Whole Country</b>	<b>39</b>	<b>-</b>	<b>453</b>	<b>66</b>	<b>453</b>	<b>66</b>	<b>-</b>	<b>-</b>	<b>-</b>	<b>-</b>	<b>-</b>	<b>-</b>	<b>-</b>	<b>-</b>	<b>-</b>	<b>-</b>	<b>-</b>	<b>-</b>	<b>-</b>	<b>-</b>

**Table 3 D - C3 Enrollment by Province (MLVT Public Institutions and MLVT Registered Institutions)**

Province	Number of institutions		Enrollment						Drop Out						Graduation					
			Grand Total		Public		Private		Grand Total		Public		Private		Grand Total		Public		Private	
	Public	Private	Total	Female	Total	Female	Total	Female	Total	Female	Total	Female	Total	Female	Total	Female	Total	Female	Private	Female
Banteay Meanchey	1	-	0	0	0	0	-	-	-	-	-	-	-	-	-	-	-	-	-	-
Battambang	3	-	77	13	77	13	-	-	-	-	-	-	-	-	-	-	-	-	-	-
Kampong Cham	1	-	0	0	0	0	-	-	-	-	-	-	-	-	-	-	-	-	-	-
Kampong Chhnang	1	-	0	0	0	0	-	-	-	-	-	-	-	-	-	-	-	-	-	-
Kampong Speu	1	-	22	3	22	3	-	-	-	-	-	-	-	-	-	-	-	-	-	-
Kampong Thom	1	-	7	3	7	3	-	-	-	-	-	-	-	-	-	-	-	-	-	-
Kampot	2	-	27	3	27	3	-	-	-	-	-	-	-	-	-	-	-	-	-	-
Kandal	1	-	0	0	0	0	-	-	-	-	-	-	-	-	-	-	-	-	-	-
Kep	1	-	0	0	0	0	-	-	-	-	-	-	-	-	-	-	-	-	-	-
Koh Kong	1	-	0	0	0	0	-	-	-	-	-	-	-	-	-	-	-	-	-	-
Kratie	1	-	0	0	0	0	-	-	-	-	-	-	-	-	-	-	-	-	-	-
Mondul Kiri	1	-	0	0	0	0	-	-	-	-	-	-	-	-	-	-	-	-	-	-
Otdar Meanchey	1	-	0	0	0	0	-	-	-	-	-	-	-	-	-	-	-	-	-	-
Pailin	1	-	0	0	0	0	-	-	-	-	-	-	-	-	-	-	-	-	-	-
Phnom Penh	8	-	80	4	80	4	-	-	-	-	-	-	-	-	-	-	-	-	-	-
Preah Sihanouk	1	-	17	3	17	3	-	-	-	-	-	-	-	-	-	-	-	-	-	-
Preah Vihear	2	-	0	0	0	0	-	-	-	-	-	-	-	-	-	-	-	-	-	-
Prey Veng	1	-	0	0	0	0	-	-	-	-	-	-	-	-	-	-	-	-	-	-
Pursat	2	-	0	0	0	0	-	-	-	-	-	-	-	-	-	-	-	-	-	-
Ratanak Kiri	1	-	0	0	0	0	-	-	-	-	-	-	-	-	-	-	-	-	-	-
Siem Reap	3	-	44	13	44	13	-	-	-	-	-	-	-	-	-	-	-	-	-	-
Stung Treng	1	-	0	0	0	0	-	-	-	-	-	-	-	-	-	-	-	-	-	-
Svay Rieng	1	-	0	0	0	0	-	-	-	-	-	-	-	-	-	-	-	-	-	-
Takeo	1	-	0	0	0	0	-	-	-	-	-	-	-	-	-	-	-	-	-	-
Tbong Khmum	1	-	0	0	0	0	-	-	-	-	-	-	-	-	-	-	-	-	-	-
<b>Whole Country</b>	<b>39</b>	<b>-</b>	<b>274</b>	<b>42</b>	<b>274</b>	<b>42</b>	<b>-</b>	<b>-</b>	<b>-</b>	<b>-</b>	<b>-</b>	<b>-</b>	<b>-</b>	<b>-</b>	<b>-</b>	<b>-</b>	<b>-</b>	<b>-</b>	<b>-</b>	<b>-</b>

**Table 3 E - High Diploma Enrollment by Province (MLVT Public Institutions and MLVT Registered Institutions)**

Province	Number of institutions		Enrollment						Drop Out						Graduation					
			Grand Total		Public		Private		Grand Total		Public		Private		Grand Total		Public		Private	
	Public	Private	Total	Female	Total	Female	Total	Female	Total	Female	Total	Female	Total	Female	Total	Female	Total	Female	Private	Female
Banteay Meanchey	1	-	40	13	40	13	-	-	-	-	-	-	-	-	-	-	-	-	-	-
Battambang	3	-	169	41	169	41	-	-	-	-	-	-	-	-	-	-	-	-	-	-
Kampong Cham	1	-	248	160	248	160	-	-	-	-	-	-	-	-	-	-	-	-	-	-
Kampong Chhnang	1	-	23	12	23	12	-	-	-	-	-	-	-	-	-	-	-	-	-	-
Kampong Speu	1	-	197	56	197	56	-	-	-	-	-	-	-	-	-	-	-	-	-	-
Kampong Thom	1	-	141	88	141	88	-	-	-	-	-	-	-	-	-	-	-	-	-	-
Kampot	2	-	478	121	478	121	-	-	-	-	-	-	-	-	-	-	-	-	-	-
Kandal	1	-	22	5	22	5	-	-	-	-	-	-	-	-	-	-	-	-	-	-
Kep	1	-	0	0	0	0	-	-	-	-	-	-	-	-	-	-	-	-	-	-
Koh Kong	1	-	0	0	0	0	-	-	-	-	-	-	-	-	-	-	-	-	-	-
Kratie	1	-	0	0	0	0	-	-	-	-	-	-	-	-	-	-	-	-	-	-
Mondul Kiri	1	-	0	0	0	0	-	-	-	-	-	-	-	-	-	-	-	-	-	-
Otdar Meanchey	1	-	0	0	0	0	-	-	-	-	-	-	-	-	-	-	-	-	-	-
Pailin	1	-	0	0	0	0	-	-	-	-	-	-	-	-	-	-	-	-	-	-
Phnom Penh	8	-	5,737	545	5,737	545	-	-	-	-	-	-	-	-	-	-	-	-	-	-
Preah Sihanouk	1	-	225	46	225	46	-	-	-	-	-	-	-	-	-	-	-	-	-	-
Preah Vihear	2	-	0	0	0	0	-	-	-	-	-	-	-	-	-	-	-	-	-	-
Prey Veng	1	-	0	0	0	0	-	-	-	-	-	-	-	-	-	-	-	-	-	-
Pursat	2	-	331	143	331	143	-	-	-	-	-	-	-	-	-	-	-	-	-	-
Ratanak Kiri	1	-	0	0	0	0	-	-	-	-	-	-	-	-	-	-	-	-	-	-
Siem Reap	3	-	291	32	291	32	-	-	-	-	-	-	-	-	-	-	-	-	-	-
Stung Treng	1	-	0	0	0	0	-	-	-	-	-	-	-	-	-	-	-	-	-	-
Svay Rieng	1	-	555	168	555	168	-	-	-	-	-	-	-	-	-	-	-	-	-	-
Takeo	1	-	46	10	46	10	-	-	-	-	-	-	-	-	-	-	-	-	-	-
Tbong Khmum	1	-	-	-	-	-	-	-	-	-	-	-	-	-	-	-	-	-	-	-
<b>Whole Country</b>	<b>39</b>	<b>-</b>	<b>8,503</b>	<b>1,440</b>	<b>8,503</b>	<b>1,440</b>	<b>-</b>	<b>-</b>	<b>-</b>	<b>-</b>	<b>-</b>	<b>-</b>	<b>-</b>	<b>-</b>	<b>-</b>	<b>-</b>	<b>-</b>	<b>-</b>	<b>-</b>	<b>-</b>

**Table 3 F - Bachelor Enrollment by Province (MLVT Public Institutions and MLVT Registered Institutions)**

Province	Number of institutions		Enrollment						Drop Out						Graduation					
			Grand Total		Public		Private		Grand Total		Public		Private		Grand Total		Public		Private	
	Public	Private	Total	Female	Total	Female	Total	Female	Total	Female	Total	Female	Total	Female	Total	Female	Total	Female	Private	Female
Banteay Meanchey	1	-	0	0	0	0	-	-	-	-	-	-	-	-	-	-	-	-	-	-
Battambang	3	-	262	79	262	79	-	-	-	-	-	-	-	-	-	-	-	-	-	-
Kampong Cham	1	-	0	0	0	0	-	-	-	-	-	-	-	-	-	-	-	-	-	-
Kampong Chhnang	1	-	0	0	0	0	-	-	-	-	-	-	-	-	-	-	-	-	-	-
Kampong Speu	1	-	0	0	0	0	-	-	-	-	-	-	-	-	-	-	-	-	-	-
Kampong Thom	1	-	0	0	0	0	-	-	-	-	-	-	-	-	-	-	-	-	-	-
Kampot	2	-	1,283	758	1,283	758	-	-	-	-	-	-	-	-	-	-	-	-	-	-
Kandal	1	-	0	0	0	0	-	-	-	-	-	-	-	-	-	-	-	-	-	-
Kep	1	-	0	0	0	0	-	-	-	-	-	-	-	-	-	-	-	-	-	-
Koh Kong	1	-	0	0	0	0	-	-	-	-	-	-	-	-	-	-	-	-	-	-
Kratie	1	-	0	0	0	0	-	-	-	-	-	-	-	-	-	-	-	-	-	-
Mondul Kiri	1	-	0	0	0	0	-	-	-	-	-	-	-	-	-	-	-	-	-	-
Otdar Meanchey	1	-	0	0	0	0	-	-	-	-	-	-	-	-	-	-	-	-	-	-
Pailin	1	-	0	0	0	0	-	-	-	-	-	-	-	-	-	-	-	-	-	-
Phnom Penh	8	-	14,872	2,957	14,872	2,957	-	-	-	-	-	-	-	-	-	-	-	-	-	-
Preah Sihanouk	1	-	28	17	28	17	-	-	-	-	-	-	-	-	-	-	-	-	-	-
Preah Vihear	2	-	0	0	0	0	-	-	-	-	-	-	-	-	-	-	-	-	-	-
Prey Veng	1	-	0	0	0	0	-	-	-	-	-	-	-	-	-	-	-	-	-	-
Pursat	2	-	0	0	0	0	-	-	-	-	-	-	-	-	-	-	-	-	-	-
Ratanak Kiri	1	-	0	0	0	0	-	-	-	-	-	-	-	-	-	-	-	-	-	-
Siem Reap	3	-	45	30	45	30	-	-	-	-	-	-	-	-	-	-	-	-	-	-
Stung Treng	1	-	0	0	0	0	-	-	-	-	-	-	-	-	-	-	-	-	-	-
Svay Rieng	1	-	50	27	50	27	-	-	-	-	-	-	-	-	-	-	-	-	-	-
Takeo	1	-	0	0	0	0	-	-	-	-	-	-	-	-	-	-	-	-	-	-
Tbong Khmum	1	-	-	-	-	-	-	-	-	-	-	-	-	-	-	-	-	-	-	-
<b>Whole Country</b>	<b>39</b>	<b>-</b>	<b>16,540</b>	<b>3,868</b>	<b>16,540</b>	<b>3,868</b>	<b>-</b>	<b>-</b>	<b>-</b>	<b>-</b>	<b>-</b>	<b>-</b>	<b>-</b>	<b>-</b>	<b>-</b>	<b>-</b>	<b>-</b>	<b>-</b>	<b>-</b>	<b>-</b>

**Table 3 G - Master Enrollment by Province (MLVT Public Institutions and MLVT Registered Institutions)**

Province	Number of institutions		Enrollment						Drop Out						Graduation					
			Grand Total		Public		Private		Grand Total		Public		Private		Grand Total		Public		Private	
	Public	Private	Total	Female	Total	Female	Total	Female	Total	Female	Total	Female	Total	Female	Total	Female	Total	Female	Private	Female
Banteay Meanchey	1	-	0	0	0	0	-	-	-	-	-	-	-	-	-	-	-	-	-	-
Battambang	3	-	0	0	0	0	-	-	-	-	-	-	-	-	-	-	-	-	-	-
Kampong Cham	1	-	0	0	0	0	-	-	-	-	-	-	-	-	-	-	-	-	-	-
Kampong Chhnang	1	-	0	0	0	0	-	-	-	-	-	-	-	-	-	-	-	-	-	-
Kampong Speu	1	-	0	0	0	0	-	-	-	-	-	-	-	-	-	-	-	-	-	-
Kampong Thom	1	-	0	0	0	0	-	-	-	-	-	-	-	-	-	-	-	-	-	-
Kampot	2	-	0	0	0	0	-	-	-	-	-	-	-	-	-	-	-	-	-	-
Kandal	1	-	0	0	0	0	-	-	-	-	-	-	-	-	-	-	-	-	-	-
Kep	1	-	0	0	0	0	-	-	-	-	-	-	-	-	-	-	-	-	-	-
Koh Kong	1	-	0	0	0	0	-	-	-	-	-	-	-	-	-	-	-	-	-	-
Kratie	1	-	0	0	0	0	-	-	-	-	-	-	-	-	-	-	-	-	-	-
Mondul Kiri	1	-	0	0	0	0	-	-	-	-	-	-	-	-	-	-	-	-	-	-
Otdar Meanchey	1	-	0	0	0	0	-	-	-	-	-	-	-	-	-	-	-	-	-	-
Pailin	1	-	0	0	0	0	-	-	-	-	-	-	-	-	-	-	-	-	-	-
Phnom Penh	8	-	73	2	73	2	-	-	-	-	-	-	-	-	-	-	-	-	-	-
Preah Sihanouk	1	-	0	0	0	0	-	-	-	-	-	-	-	-	-	-	-	-	-	-
Preah Vihear	2	-	0	0	0	0	-	-	-	-	-	-	-	-	-	-	-	-	-	-
Prey Veng	1	-	0	0	0	0	-	-	-	-	-	-	-	-	-	-	-	-	-	-
Pursat	2	-	0	0	0	0	-	-	-	-	-	-	-	-	-	-	-	-	-	-
Ratanak Kiri	1	-	0	0	0	0	-	-	-	-	-	-	-	-	-	-	-	-	-	-
Siem Reap	3	-	0	0	0	0	-	-	-	-	-	-	-	-	-	-	-	-	-	-
Stung Treng	1	-	0	0	0	0	-	-	-	-	-	-	-	-	-	-	-	-	-	-
Svay Rieng	1	-	0	0	0	0	-	-	-	-	-	-	-	-	-	-	-	-	-	-
Takeo	1	-	0	0	0	0	-	-	-	-	-	-	-	-	-	-	-	-	-	-
Tbong Khmum	1	-	0	0	0	0	-	-	-	-	-	-	-	-	-	-	-	-	-	-
<b>Whole Country</b>	<b>39</b>	<b>-</b>	<b>73</b>	<b>2</b>	<b>73</b>	<b>2</b>	<b>-</b>	<b>-</b>	<b>-</b>	<b>-</b>	<b>-</b>	<b>-</b>	<b>-</b>	<b>-</b>	<b>-</b>	<b>-</b>	<b>-</b>	<b>-</b>	<b>-</b>	<b>-</b>



**Table 3 H - PhD Enrollment by Province (MLVT Public Training Institutions and MLVT Registered Training Institutions)**

Province	Number of institutions		Enrollment						Drop Out						Graduation					
			Grand Total		Public		Private		Grand Total		Public		Private		Grand Total		Public		Private	
	Public	Private	Total	Female	Total	Female	Total	Female	Total	Female	Total	Female	Total	Female	Total	Female	Total	Female	Private	Female
Banteay Meanchey	1	-	0	0	0	0	-	-	-	-	-	-	-	-	-	-	-	-	-	-
Battambang	3	-	0	0	0	0	-	-	-	-	-	-	-	-	-	-	-	-	-	-
Kampong Cham	1	-	0	0	0	0	-	-	-	-	-	-	-	-	-	-	-	-	-	-
Kampong Chhnang	1	-	0	0	0	0	-	-	-	-	-	-	-	-	-	-	-	-	-	-
Kampong Speu	1	-	0	0	0	0	-	-	-	-	-	-	-	-	-	-	-	-	-	-
Kampong Thom	1	-	0	0	0	0	-	-	-	-	-	-	-	-	-	-	-	-	-	-
Kampot	2	-	0	0	0	0	-	-	-	-	-	-	-	-	-	-	-	-	-	-
Kandal	1	-	0	0	0	0	-	-	-	-	-	-	-	-	-	-	-	-	-	-
Kep	1	-	0	0	0	0	-	-	-	-	-	-	-	-	-	-	-	-	-	-
Koh Kong	1	-	0	0	0	0	-	-	-	-	-	-	-	-	-	-	-	-	-	-
Kratie	1	-	0	0	0	0	-	-	-	-	-	-	-	-	-	-	-	-	-	-
Mondul Kiri	1	-	0	0	0	0	-	-	-	-	-	-	-	-	-	-	-	-	-	-
Otdar Meanchey	1	-	0	0	0	0	-	-	-	-	-	-	-	-	-	-	-	-	-	-
Pailin	1	-	0	0	0	0	-	-	-	-	-	-	-	-	-	-	-	-	-	-
Phnom Penh	8	-	0	0	0	0	-	-	-	-	-	-	-	-	-	-	-	-	-	-
Preah Sihanouk	1	-	0	0	0	0	-	-	-	-	-	-	-	-	-	-	-	-	-	-
Preah Vihear	2	-	0	0	0	0	-	-	-	-	-	-	-	-	-	-	-	-	-	-
Prey Veng	1	-	0	0	0	0	-	-	-	-	-	-	-	-	-	-	-	-	-	-
Pursat	2	-	0	0	0	0	-	-	-	-	-	-	-	-	-	-	-	-	-	-
Ratanak Kiri	1	-	0	0	0	0	-	-	-	-	-	-	-	-	-	-	-	-	-	-
Siem Reap	3	-	0	0	0	0	-	-	-	-	-	-	-	-	-	-	-	-	-	-
Stung Treng	1	-	0	0	0	0	-	-	-	-	-	-	-	-	-	-	-	-	-	-
Svay Rieng	1	-	0	0	0	0	-	-	-	-	-	-	-	-	-	-	-	-	-	-
Takeo	1	-	0	0	0	0	-	-	-	-	-	-	-	-	-	-	-	-	-	-
Tbong Khmum	1	-	0	0	0	0	-	-	-	-	-	-	-	-	-	-	-	-	-	-
<b>Whole Country</b>	<b>39</b>	<b>-</b>	<b>0</b>	<b>0</b>	<b>0</b>	<b>0</b>	<b>-</b>	<b>-</b>	<b>-</b>	<b>-</b>	<b>-</b>	<b>-</b>	<b>-</b>	<b>-</b>	<b>-</b>	<b>-</b>	<b>-</b>	<b>-</b>	<b>-</b>	<b>-</b>

**Table 4 A - MLVT Public Training Institutions, Students and Staff by Province**

Province	Number of institutions	Enrollment		Drop Out		Graduation		Teaching Staff		Non-teaching Staff		Total Staff	
		Total	Female	Total	Female	Total	Female	Total	Female	Total	Female	Total	Female
Banteay Meanchey	1	417	70	0	0	0	0	136	48	23	4	159	48
Battambang	3	1,970	820	0	0	0	0	174	69	55	16	229	69
Kampong Cham	1	888	538	0	0	0	0	33	24	29	10	62	24
Kampong Chhnang	1	402	159	0	0	0	0	73	19	21	4	94	19
Kampong Speu	1	767	226	0	0	0	0	44	13	30	3	74	13
Kampong Thom	1	375	181	0	0	0	0	191	68	32	7	223	68
Kampot	2	2,717	1,339	0	0	0	0	74	45	68	21	142	45
Kandal	1	753	350	0	0	0	0	8	35	128	31	136	35
Kep	1	335	202	0	0	0	0	50	18	18	5	68	18
Koh Kong	1	48	16	0	0	0	0	19	12	67	6	86	12
Kratie	1	726	434	0	0	0	0	56	5	16	1	72	5
Mondul Kiri	1	475	260	0	0	0	0	39	26	54	11	93	26
Otdar Meanchey	1	45	11	0	0	0	0	47	8	9	3	56	8
Pailin	1	280	107	0	0	0	0	12	4	13	1	25	4
Phnom Penh	8	22,394	3,746	0	0	0	0	313	209	581	151	894	209
Preah Sihanouk	1	1,000	399	0	0	0	0	72	32	79	15	151	32
Preah Vihear	2	557	320	0	0	0	0	151	53	61	6	212	53
Prey Veng	1	574	279	0	0	0	0	25	16	33	10	58	16
Pursat	2	737	342	0	0	0	0	152	27	10	1	162	27
Ratanak Kiri	1	60	12	0	0	0	0	113	40	36	8	149	40
Siem Reap	3	1,619	664	0	0	0	0	126	48	74	25	200	48
Stung Treng	1	170	139	0	0	0	0	43	17	17	3	60	17
Svay Rieng	1	1,388	543	0	0	0	0	104	29	22	5	126	29
Takeo	1	46	10	0	0	0	0	103	31	33	12	136	31
Tbong Khmum	1	464	234	0	0	0	0	73	36	13	8	86	36
<b>Whole Country</b>	<b>39</b>	<b>39,207</b>	<b>11,401</b>	<b>0</b>	<b>0</b>	<b>0</b>	<b>0</b>	<b>2,231</b>	<b>932</b>	<b>1,522</b>	<b>367</b>	<b>3,753</b>	<b>932</b>

**Table 5 B - MLVT Registered Training Institution Staff by Education Qualification and Pedagogical Training by Province**

Province	Grand Total	Teaching Staff Total	Teaching Staff									Non Teaching Staff Total	Non Teaching Staff									Teaching Staff with Pedagogy Training		
			Primary	L.Sec	U.Sec	Short	Cert.	Diploma	Bachelor	Master	PhD		Primary	L.Sec	U.Sec	Short	Cert.	Diploma	Bachelor	Master	PhD	NONE	Junior	Senior
Banteay Meanchey	159	136	1	0	64	44	0	5	20	2	0	23	0	0	12	4	0	0	6	1	0	112	7	17
Battambang	229	174	3	1	79	15	2	1	64	9	0	55	0	0	14	4	0	1	24	12	0	22	48	104
Kampong Cham	62	33	0	1	12	8	0	1	11	0	0	29	0	0	16	6	0	0	6	1	0	11	5	17
Kampong Chhnang	94	73	1	5	66	0	0	1	0	0	0	21	1	1	13	0	0	1	4	1	0	13	17	43
Kampong Speu	74	44	0	1	37	0	0	1	5	0	0	30	0	1	21	0	0	0	6	2	0	15	13	16
Kampong Thom	223	191	14	27	56	65	0	8	19	2	0	32	5	2	21	3	0	0	1	0	0	139	23	29
Kampot	142	74	0	2	32	13	0	4	20	3	0	68	0	1	52	0	0	5	9	1	0	28	7	39
Kandal	136	8	0	0	6	2	0	0	0	0	0	128	0	6	62	1	0	30	25	4	0	4	0	4
Kep	68	50	1	2	28	10	0	0	9	0	0	18	0	0	14	4	0	0	0	0	0	20	3	27
Koh Kong	86	19	1	0	16	0	0	1	1	0	0	67	0	1	32	3	0	6	25	0	0	14	2	3
Kratie	72	56	1	5	21	17	0	3	9	0	0	16	0	1	12	0	0	1	2	0	0	37	6	13
Mondul Kiri	93	39	5	10	12	6	4	0	2	0	0	54	9	9	20	2	0	0	14	0	0	33	1	5
Otdar Meanchey	56	47	0	0	1	26	0	9	11	0	0	9	0	0	1	0	0	1	7	0	0	38	2	7
Pailin	25	12	0	0	6	0	0	4	2	0	0	13	0	1	11	0	0	0	1	0	0	4	4	4
Phnom Penh	894	313	1	0	64	22	4	57	125	39	1	581	17	5	115	24	6	46	232	134	2	85	71	157
Preah Sihanouk	151	72	1	7	44	0	0	4	12	4	0	79	1	11	53	0	0	2	9	3	0	30	14	28
Preah Vihear	212	151	17	55	59	7	1	0	12	0	0	61	1	4	44	3	0	1	8	0	0	138	2	11
Prey Veng	58	25	0	1	4	7	1	1	10	1	0	33	1	3	11	2	0	3	12	1	0	14	3	8
Pursat	162	152	2	11	100	14	0	4	21	0	0	10	1	0	4	0	0	2	3	0	0	86	10	56
Ratanak Kiri	149	113	14	34	14	36	0	1	14	0	0	36	1	1	10	9	0	3	12	0	0	97	3	13
Siem Reap	200	126	0	3	13	15	0	8	80	7	0	74	0	1	12	3	0	6	46	6	0	34	16	76
Stung Treng	60	43	2	2	23	5	0	1	9	1	0	17	0	0	2	3	0	8	3	1	0	25	7	11
Svay Rieng	126	104	0	5	49	24	0	2	23	1	0	22	0	0	4	5	0	2	7	4	0	54	10	40
Takeo	136	103	0	0	53	8	0	3	32	6	1	33	1	0	16	1	4	1	9	1	0	34	32	37
Tbong Khmum			2	23	20	1	-	2	24	1	-		-	2	3	-	-	3	5	-	-	57	-	16
<b>Whole Country</b>	<b>3,753</b>	<b>2,231</b>	<b>66</b>	<b>195</b>	<b>879</b>	<b>345</b>	<b>12</b>	<b>121</b>	<b>535</b>	<b>76</b>	<b>2</b>	<b>1,522</b>	<b>38</b>	<b>50</b>	<b>575</b>	<b>77</b>	<b>10</b>	<b>122</b>	<b>476</b>	<b>172</b>	<b>2</b>	<b>1,144</b>	<b>306</b>	<b>781</b>

L.Sec = Lower Secondary School

U.Sec = Upper Secondary School

Short = Short Course

Cert. = Certificate Level Course (Level 1, 2 and 3)

Staff Pedagogy - NONE = No pedagogical training.

Staff Pedagogy - Junior= Staff with Basic pedagogical training and qualified to teach Diploma level and below.

Staff Pedagogy - Senior= Staff with Advance pedagogical training and qualified to teach Bachelor level and below.

**Table 6 A - MLVT Public Training Institution Non Teaching Staff by Functions by Province**

<i>Province</i>	<i>Total</i>	<i>Director</i>	<i>D. Director</i>	<i>Admin</i>	<i>Account</i>	<i>Planning</i>	<i>Equipment Maint.</i>	<i>Facility Maint.</i>	<i>Community Development Specialist</i>	<i>Curriculum Writer</i>	<i>Academic Affair</i>	<i>Librarian</i>	<i>Driver</i>	<i>Other</i>
Banteay Meanchey	23	3	1	0	1	0	0	0	0	0	0	0	0	18
Battambang	55	4	6	10	4	0	1	0	8	6	6	3	0	7
Kampong Cham	29	1	2	3	4	1	1	0	2	2	2	0	0	11
Kampong Chhnang	21	1	2	1	2	0	3	1	6	0	0	0	0	5
Kampong Speu	30	1	2	9	1	1	2	1	3	0	5	0	0	5
Kampong Thom	32	1	1	3	5	3	0	0	1	1	3	0	0	14
Kampot	68	2	4	13	7	0	0	0	10	2	12	0	0	18
Kandal	128	1	2	12	4	2	1	1	11	3	38	0	0	53
Kep	18	1	1	5	4	5	0	0	1	0	0	0	0	1
Koh Kong	67	1	2	6	0	1	0	0	0	8	0	0	0	49
Kratie	16	1	2	0	0	1	0	0	0	0	2	0	0	10
Mondul Kiri	54	2	2	2	0	0	0	1	11	0	31	0	0	5
Otdar Meanchey	9	1	1	1	1	0	0	0	0	0	0	0	0	5
Pailin	13	1	1	4	2	0	0	0	2	0	1	0	0	2
Phnom Penh	581	7	19	60	31	14	20	0	0	11	131	8	11	269
Preah Sihanouk	79	1	1	9	1	1	0	0	56	1	4	0	0	5
Preah Vihear	61	2	1	4	0	3	0	0	2	2	10	0	0	37
Prey Veng	33	1	1	1	1	0	0	0	9	0	1	0	0	19
Pursat	10	2	4	2	1	0	0	0	1	0	0	0	0	0
Ratanak Kiri	36	0	0	3	3	0	0	0	2	1	4	0	0	23
Siem Reap	74	3	1	23	7	2	0	1	0	8	19	2	0	8
Stung Treng	17	1	1	2	4	1	0	0	3	1	0	0	0	4
Svay Rieng	22	1	3	1	3	2	0	0	1	0	2	0	0	9
Takeo	33	5	4	5	1	1	0	0	1	0	6	0	3	7
Tbong Khmum		-	-	2	-	-	-	-	-	1	1	-	-	9
<b>Whole Country</b>	<b>1,522</b>	<b>44</b>	<b>64</b>	<b>181</b>	<b>87</b>	<b>38</b>	<b>28</b>	<b>5</b>	<b>130</b>	<b>47</b>	<b>278</b>	<b>13</b>	<b>14</b>	<b>593</b>

Table 7 A - Non- Formal Student Age 15-19 by Province (MLVT Public Training Institutions and MLVT Registered Training Institutions)

Province	Enrollment						Drop Out						Graduation					
	Grand Total		Public		Private		Grand Total		Public		Private		Grand Total		Public		Private	
	Total	Female	Total	Female	Total	Female	Total	Female	Total	Female	Total	Female	Total	Female	Total	Female	Total	Female
Banteay Meanchey	217	53	217	53	-	-	-	-	-	-	-	-	-	-	-	-	-	-
Battambang	462	211	462	211	-	-	-	-	-	-	-	-	-	-	-	-	-	-
Kampong Cham	108	89	108	89	-	-	-	-	-	-	-	-	-	-	-	-	-	-
Kampong Chhnang	86	41	86	41	-	-	-	-	-	-	-	-	-	-	-	-	-	-
Kampong Speu	177	66	177	66	-	-	-	-	-	-	-	-	-	-	-	-	-	-
Kampong Thom	51	15	51	15	-	-	-	-	-	-	-	-	-	-	-	-	-	-
Kampot	337	200	337	200	-	-	-	-	-	-	-	-	-	-	-	-	-	-
Kandal	123	57	123	57	-	-	-	-	-	-	-	-	-	-	-	-	-	-
Kep	127	94	127	94	-	-	-	-	-	-	-	-	-	-	-	-	-	-
Koh Kong	-	-	-	-	-	-	-	-	-	-	-	-	-	-	-	-	-	-
Kratie	188	117	188	117	-	-	-	-	-	-	-	-	-	-	-	-	-	-
Mondul Kiri	130	83	130	83	-	-	-	-	-	-	-	-	-	-	-	-	-	-
Otdar Meanchey	30	11	30	11	-	-	-	-	-	-	-	-	-	-	-	-	-	-
Pailin	210	93	210	93	-	-	-	-	-	-	-	-	-	-	-	-	-	-
Phnom Penh	651	91	651	91	-	-	-	-	-	-	-	-	-	-	-	-	-	-
Preah Sihanouk	204	119	204	119	-	-	-	-	-	-	-	-	-	-	-	-	-	-
Preah Vihear	263	127	263	127	-	-	-	-	-	-	-	-	-	-	-	-	-	-
Prey Veng	82	59	82	59	-	-	-	-	-	-	-	-	-	-	-	-	-	-
Pursat	63	26	63	26	-	-	-	-	-	-	-	-	-	-	-	-	-	-
Ratanak Kiri	20	9	20	9	-	-	-	-	-	-	-	-	-	-	-	-	-	-
Siem Reap	343	99	343	99	-	-	-	-	-	-	-	-	-	-	-	-	-	-
Stung Treng	64	51	64	51	-	-	-	-	-	-	-	-	-	-	-	-	-	-
Svay Rieng	111	49	111	49	-	-	-	-	-	-	-	-	-	-	-	-	-	-
Takeo	-	-	-	-	-	-	-	-	-	-	-	-	-	-	-	-	-	-
Tbong Khmum	113	76	113	76	-	-	-	-	-	-	-	-	-	-	-	-	-	-
<b>Whole Country</b>	<b>4,160</b>	<b>1,836</b>	<b>4,160</b>	<b>1,836</b>	-	-	-	-	-	-	-	-	-	-	-	-	-	-

Table 7 B - Non- Formal Student Age 20-24 by Province (MLVT Public Training Institutions and MLVT Registered Training Institutions)

Province	Enrollment						Drop Out						Graduation					
	Grand Total		Public		Private		Grand Total		Public		Private		Grand Total		Public		Private	
	Total	Female	Total	Female	Total	Female	Total	Female	Total	Female	Total	Female	Total	Female	Total	Female	Total	Female
Banteay Meanchey	61	2	61	2	-	-	-	-	-	-	-	-	-	-	-	-	-	-
Battambang	181	98	181	98	-	-	-	-	-	-	-	-	-	-	-	-	-	-
Kampong Cham	34	13	34	13	-	-	-	-	-	-	-	-	-	-	-	-	-	-
Kampong Chhnang	93	33	93	33	-	-	-	-	-	-	-	-	-	-	-	-	-	-
Kampong Speu	25	9	25	9	-	-	-	-	-	-	-	-	-	-	-	-	-	-
Kampong Thom	37	4	37	4	-	-	-	-	-	-	-	-	-	-	-	-	-	-
Kampot	99	33	99	33	-	-	-	-	-	-	-	-	-	-	-	-	-	-
Kandal	63	24	63	24	-	-	-	-	-	-	-	-	-	-	-	-	-	-
Kep	32	17	32	17	-	-	-	-	-	-	-	-	-	-	-	-	-	-
Koh Kong	-	-	-	-	-	-	-	-	-	-	-	-	-	-	-	-	-	-
Kratie	143	83	143	83	-	-	-	-	-	-	-	-	-	-	-	-	-	-
Mondul Kiri	59	37	59	37	-	-	-	-	-	-	-	-	-	-	-	-	-	-
Otdar Meanchey	6	-	6	-	-	-	-	-	-	-	-	-	-	-	-	-	-	-
Pailin	29	9	29	9	-	-	-	-	-	-	-	-	-	-	-	-	-	-
Phnom Penh	159	30	159	30	-	-	-	-	-	-	-	-	-	-	-	-	-	-
Preah Sihanouk	66	29	66	29	-	-	-	-	-	-	-	-	-	-	-	-	-	-
Preah Vihear	74	45	74	45	-	-	-	-	-	-	-	-	-	-	-	-	-	-
Prey Veng	39	15	39	15	-	-	-	-	-	-	-	-	-	-	-	-	-	-
Pursat	33	18	33	18	-	-	-	-	-	-	-	-	-	-	-	-	-	-
Ratanak Kiri	14	1	14	1	-	-	-	-	-	-	-	-	-	-	-	-	-	-
Siem Reap	158	53	158	53	-	-	-	-	-	-	-	-	-	-	-	-	-	-
Stung Treng	27	25	27	25	-	-	-	-	-	-	-	-	-	-	-	-	-	-
Svay Rieng	32	9	32	9	-	-	-	-	-	-	-	-	-	-	-	-	-	-
Takeo	-	-	-	-	-	-	-	-	-	-	-	-	-	-	-	-	-	-
Tbong Khmum	100	61	100	61	-	-	-	-	-	-	-	-	-	-	-	-	-	-
<b>Whole Country</b>	<b>1,564</b>	<b>648</b>	<b>1,564</b>	<b>648</b>	-	-	-	-	-	-	-	-	-	-	-	-	-	-

Table 7 C - Non- Formal Student Age 25-29 by Province (MLVT Public Training Institutions and MLVT Registered Training Institutions)

Province	Enrollment						Drop Out						Graduation					
	Grand Total		Public		Private		Grand Total		Public		Private		Grand Total		Public		Private	
	Total	Female	Total	Female	Total	Female	Total	Female	Total	Female	Total	Female	Total	Female	Total	Female	Total	Female
Banteay Meanchey	40	-	40	-	-	-	-	-	-	-	-	-	-	-	-	-	-	-
Battambang	139	71	139	71	-	-	-	-	-	-	-	-	-	-	-	-	-	-
Kampong Cham	16	7	16	7	-	-	-	-	-	-	-	-	-	-	-	-	-	-
Kampong Chhnang	53	14	53	14	-	-	-	-	-	-	-	-	-	-	-	-	-	-
Kampong Speu	25	7	25	7	-	-	-	-	-	-	-	-	-	-	-	-	-	-
Kampong Thom	35	11	35	11	-	-	-	-	-	-	-	-	-	-	-	-	-	-
Kampot	85	29	85	29	-	-	-	-	-	-	-	-	-	-	-	-	-	-
Kandal	69	31	69	31	-	-	-	-	-	-	-	-	-	-	-	-	-	-
Kep	48	23	48	23	-	-	-	-	-	-	-	-	-	-	-	-	-	-
Koh Kong	-	-	-	-	-	-	-	-	-	-	-	-	-	-	-	-	-	-
Kratie	112	78	112	78	-	-	-	-	-	-	-	-	-	-	-	-	-	-
Mondul Kiri	82	36	82	36	-	-	-	-	-	-	-	-	-	-	-	-	-	-
Otdar Meanchey	6	-	6	-	-	-	-	-	-	-	-	-	-	-	-	-	-	-
Pailin	22	3	22	3	-	-	-	-	-	-	-	-	-	-	-	-	-	-
Phnom Penh	79	25	79	25	-	-	-	-	-	-	-	-	-	-	-	-	-	-
Preah Sihanouk	56	28	56	28	-	-	-	-	-	-	-	-	-	-	-	-	-	-
Preah Vihear	56	34	56	34	-	-	-	-	-	-	-	-	-	-	-	-	-	-
Prey Veng	58	30	58	30	-	-	-	-	-	-	-	-	-	-	-	-	-	-
Pursat	35	19	35	19	-	-	-	-	-	-	-	-	-	-	-	-	-	-
Ratanak Kiri	17	-	17	-	-	-	-	-	-	-	-	-	-	-	-	-	-	-
Siem Reap	137	78	137	78	-	-	-	-	-	-	-	-	-	-	-	-	-	-
Stung Treng	13	13	13	13	-	-	-	-	-	-	-	-	-	-	-	-	-	-
Svay Rieng	43	17	43	17	-	-	-	-	-	-	-	-	-	-	-	-	-	-
Takeo	-	-	-	-	-	-	-	-	-	-	-	-	-	-	-	-	-	-
Tbong Khmum	95	33	95	33	-	-	-	-	-	-	-	-	-	-	-	-	-	-
<b>Whole Country</b>	<b>1,321</b>	<b>587</b>	<b>1,321</b>	<b>587</b>	-	-	-	-	-	-	-	-	-	-	-	-	-	-

Table 7 D - Non- Formal Student Age 30-34 by Province (MLVT Public Training Institutions and MLVT Registered Training Institutions)

Province	Enrollment						Drop Out						Graduation					
	Grand Total		Public		Private		Grand Total		Public		Private		Grand Total		Public		Private	
	Total	Female	Total	Female	Total	Female	Total	Female	Total	Female	Total	Female	Total	Female	Total	Female	Total	Female
Banteay Meanchey	22	-	22	-	-	-	-	-	-	-	-	-	-	-	-	-	-	-
Battambang	89	52	89	52	-	-	-	-	-	-	-	-	-	-	-	-	-	-
Kampong Cham	187	93	187	93	-	-	-	-	-	-	-	-	-	-	-	-	-	-
Kampong Chhnang	44	16	44	16	-	-	-	-	-	-	-	-	-	-	-	-	-	-
Kampong Speu	31	10	31	10	-	-	-	-	-	-	-	-	-	-	-	-	-	-
Kampong Thom	24	11	24	11	-	-	-	-	-	-	-	-	-	-	-	-	-	-
Kampot	82	34	82	34	-	-	-	-	-	-	-	-	-	-	-	-	-	-
Kandal	87	46	87	46	-	-	-	-	-	-	-	-	-	-	-	-	-	-
Kep	55	24	55	24	-	-	-	-	-	-	-	-	-	-	-	-	-	-
Koh Kong	-	-	-	-	-	-	-	-	-	-	-	-	-	-	-	-	-	-
Kratie	98	57	98	57	-	-	-	-	-	-	-	-	-	-	-	-	-	-
Mondul Kiri	72	29	72	29	-	-	-	-	-	-	-	-	-	-	-	-	-	-
Otdar Meanchey	1	-	1	-	-	-	-	-	-	-	-	-	-	-	-	-	-	-
Pailin	9	1	9	1	-	-	-	-	-	-	-	-	-	-	-	-	-	-
Phnom Penh	44	11	44	11	-	-	-	-	-	-	-	-	-	-	-	-	-	-
Preah Sihanouk	60	27	60	27	-	-	-	-	-	-	-	-	-	-	-	-	-	-
Preah Vihear	32	20	32	20	-	-	-	-	-	-	-	-	-	-	-	-	-	-
Prey Veng	75	30	75	30	-	-	-	-	-	-	-	-	-	-	-	-	-	-
Pursat	23	10	23	10	-	-	-	-	-	-	-	-	-	-	-	-	-	-
Ratanak Kiri	6	-	6	-	-	-	-	-	-	-	-	-	-	-	-	-	-	-
Siem Reap	118	81	118	81	-	-	-	-	-	-	-	-	-	-	-	-	-	-
Stung Treng	13	10	13	10	-	-	-	-	-	-	-	-	-	-	-	-	-	-
Svay Rieng	48	28	48	28	-	-	-	-	-	-	-	-	-	-	-	-	-	-
Takeo	-	-	-	-	-	-	-	-	-	-	-	-	-	-	-	-	-	-
Tbong Khmum	72	29	72	29	-	-	-	-	-	-	-	-	-	-	-	-	-	-
<b>Whole Country</b>	<b>1,292</b>	<b>619</b>	<b>1,292</b>	<b>619</b>	-	-	-	-	-	-	-	-	-	-	-	-	-	-



Table 7 E - Non- Formal Student Age 35-39 by Province (MLVT Public Training Institutions and MLVT Registered Training Institutions)

Province	Enrollment						Drop Out						Graduation					
	Grand Total		Public		Private		Grand Total		Public		Private		Grand Total		Public		Private	
	Total	Female	Total	Female	Total	Female	Total	Female	Total	Female	Total	Female	Total	Female	Total	Female	Total	Female
Banteay Meanchey	1	-	1	-	-	-	-	-	-	-	-	-	-	-	-	-	-	-
Battambang	45	28	45	28	-	-	-	-	-	-	-	-	-	-	-	-	-	-
Kampong Cham	22	12	22	12	-	-	-	-	-	-	-	-	-	-	-	-	-	-
Kampong Chhnang	13	7	13	7	-	-	-	-	-	-	-	-	-	-	-	-	-	-
Kampong Speu	14	5	14	5	-	-	-	-	-	-	-	-	-	-	-	-	-	-
Kampong Thom	20	14	20	14	-	-	-	-	-	-	-	-	-	-	-	-	-	-
Kampot	42	28	42	28	-	-	-	-	-	-	-	-	-	-	-	-	-	-
Kandal	44	24	44	24	-	-	-	-	-	-	-	-	-	-	-	-	-	-
Kep	17	6	17	6	-	-	-	-	-	-	-	-	-	-	-	-	-	-
Koh Kong	-	-	-	-	-	-	-	-	-	-	-	-	-	-	-	-	-	-
Kratie	52	27	52	27	-	-	-	-	-	-	-	-	-	-	-	-	-	-
Mondul Kiri	31	20	31	20	-	-	-	-	-	-	-	-	-	-	-	-	-	-
Otdar Meanchey	2	-	2	-	-	-	-	-	-	-	-	-	-	-	-	-	-	-
Pailin	7	1	7	1	-	-	-	-	-	-	-	-	-	-	-	-	-	-
Phnom Penh	15	7	15	7	-	-	-	-	-	-	-	-	-	-	-	-	-	-
Preah Sihanouk	22	14	22	14	-	-	-	-	-	-	-	-	-	-	-	-	-	-
Preah Vihear	26	19	26	19	-	-	-	-	-	-	-	-	-	-	-	-	-	-
Prey Veng	70	37	70	37	-	-	-	-	-	-	-	-	-	-	-	-	-	-
Pursat	13	6	13	6	-	-	-	-	-	-	-	-	-	-	-	-	-	-
Ratanak Kiri	-	-	-	-	-	-	-	-	-	-	-	-	-	-	-	-	-	-
Siem Reap	64	49	64	49	-	-	-	-	-	-	-	-	-	-	-	-	-	-
Stung Treng	12	10	12	10	-	-	-	-	-	-	-	-	-	-	-	-	-	-
Svay Rieng	38	21	38	21	-	-	-	-	-	-	-	-	-	-	-	-	-	-
Takeo	-	-	-	-	-	-	-	-	-	-	-	-	-	-	-	-	-	-
Tbong Khmum	22	8	22	8	-	-	-	-	-	-	-	-	-	-	-	-	-	-
<b>Whole Country</b>	<b>592</b>	<b>343</b>	<b>592</b>	<b>343</b>	-	-	-	-	-	-	-	-	-	-	-	-	-	-

Table 7 F - Non- Formal Student Age 40-44 by Province (MLVT Public Training Institutions and MLVT Registered Training Institutions)

Province	Enrollment						Drop Out						Graduation					
	Grand Total		Public		Private		Grand Total		Public		Private		Grand Total		Public		Private	
	Total	Female	Total	Female	Total	Female	Total	Female	Total	Female	Total	Female	Total	Female	Total	Female	Total	Female
Banteay Meanchey	5	-	5	-	-	-	-	-	-	-	-	-	-	-	-	-	-	-
Battambang	55	34	55	34	-	-	-	-	-	-	-	-	-	-	-	-	-	-
Kampong Cham	19	10	19	10	-	-	-	-	-	-	-	-	-	-	-	-	-	-
Kampong Chhnang	32	18	32	18	-	-	-	-	-	-	-	-	-	-	-	-	-	-
Kampong Speu	23	13	23	13	-	-	-	-	-	-	-	-	-	-	-	-	-	-
Kampong Thom	17	10	17	10	-	-	-	-	-	-	-	-	-	-	-	-	-	-
Kampot	55	32	55	32	-	-	-	-	-	-	-	-	-	-	-	-	-	-
Kandal	68	30	68	30	-	-	-	-	-	-	-	-	-	-	-	-	-	-
Kep	16	12	16	12	-	-	-	-	-	-	-	-	-	-	-	-	-	-
Koh Kong	-	-	-	-	-	-	-	-	-	-	-	-	-	-	-	-	-	-
Kratie	57	40	57	40	-	-	-	-	-	-	-	-	-	-	-	-	-	-
Mondul Kiri	35	21	35	21	-	-	-	-	-	-	-	-	-	-	-	-	-	-
Otdar Meanchey	-	-	-	-	-	-	-	-	-	-	-	-	-	-	-	-	-	-
Pailin	1	-	1	-	-	-	-	-	-	-	-	-	-	-	-	-	-	-
Phnom Penh	5	2	5	2	-	-	-	-	-	-	-	-	-	-	-	-	-	-
Preah Sihanouk	25	17	25	17	-	-	-	-	-	-	-	-	-	-	-	-	-	-
Preah Vihear	37	26	37	26	-	-	-	-	-	-	-	-	-	-	-	-	-	-
Prey Veng	53	25	53	25	-	-	-	-	-	-	-	-	-	-	-	-	-	-
Pursat	31	24	31	24	-	-	-	-	-	-	-	-	-	-	-	-	-	-
Ratanak Kiri	-	-	-	-	-	-	-	-	-	-	-	-	-	-	-	-	-	-
Siem Reap	63	46	63	46	-	-	-	-	-	-	-	-	-	-	-	-	-	-
Stung Treng	12	7	12	7	-	-	-	-	-	-	-	-	-	-	-	-	-	-
Svay Rieng	66	45	66	45	-	-	-	-	-	-	-	-	-	-	-	-	-	-
Takeo	-	-	-	-	-	-	-	-	-	-	-	-	-	-	-	-	-	-
Tbong Khmum	24	7	24	7	-	-	-	-	-	-	-	-	-	-	-	-	-	-
<b>Whole Country</b>	<b>699</b>	<b>419</b>	<b>699</b>	<b>419</b>	-	-	-	-	-	-	-	-	-	-	-	-	-	-

**Table 7 G - Non- Formal Student Age 44-49 by Province (MLVT Public Training Institutions and MLVT Registered Training Institutions)**

Province	Enrollment						Drop Out						Graduation					
	Grand Total		Public		Private		Grand Total		Public		Private		Grand Total		Public		Private	
	Total	Female	Total	Female	Total	Female	Total	Female	Total	Female	Total	Female	Total	Female	Total	Female	Total	Female
Banteay Meanchey	4	-	4	-	-	-	-	-	-	-	-	-	-	-	-	-	-	-
Battambang	55	38	55	38	-	-	-	-	-	-	-	-	-	-	-	-	-	-
Kampong Cham	12	5	12	5	-	-	-	-	-	-	-	-	-	-	-	-	-	-
Kampong Chhnang	16	7	16	7	-	-	-	-	-	-	-	-	-	-	-	-	-	-
Kampong Speu	18	10	18	10	-	-	-	-	-	-	-	-	-	-	-	-	-	-
Kampong Thom	11	5	11	5	-	-	-	-	-	-	-	-	-	-	-	-	-	-
Kampot	44	23	44	23	-	-	-	-	-	-	-	-	-	-	-	-	-	-
Kandal	60	31	60	31	-	-	-	-	-	-	-	-	-	-	-	-	-	-
Kep	8	6	8	6	-	-	-	-	-	-	-	-	-	-	-	-	-	-
Koh Kong	-	-	-	-	-	-	-	-	-	-	-	-	-	-	-	-	-	-
Kratie	22	11	22	11	-	-	-	-	-	-	-	-	-	-	-	-	-	-
Mondul Kiri	26	14	26	14	-	-	-	-	-	-	-	-	-	-	-	-	-	-
Otdar Meanchey	-	-	-	-	-	-	-	-	-	-	-	-	-	-	-	-	-	-
Pailin	1	-	1	-	-	-	-	-	-	-	-	-	-	-	-	-	-	-
Phnom Penh	1	1	1	1	-	-	-	-	-	-	-	-	-	-	-	-	-	-
Preah Sihanouk	34	18	34	18	-	-	-	-	-	-	-	-	-	-	-	-	-	-
Preah Vihear	27	22	27	22	-	-	-	-	-	-	-	-	-	-	-	-	-	-
Prey Veng	67	29	67	29	-	-	-	-	-	-	-	-	-	-	-	-	-	-
Pursat	14	11	14	11	-	-	-	-	-	-	-	-	-	-	-	-	-	-
Ratanak Kiri	-	-	-	-	-	-	-	-	-	-	-	-	-	-	-	-	-	-
Siem Reap	58	43	58	43	-	-	-	-	-	-	-	-	-	-	-	-	-	-
Stung Treng	8	8	8	8	-	-	-	-	-	-	-	-	-	-	-	-	-	-
Svay Rieng	53	28	53	28	-	-	-	-	-	-	-	-	-	-	-	-	-	-
Takeo	-	-	-	-	-	-	-	-	-	-	-	-	-	-	-	-	-	-
Tbong Khmum	19	10	19	10	-	-	-	-	-	-	-	-	-	-	-	-	-	-
<b>Whole Country</b>	<b>558</b>	<b>320</b>	<b>558</b>	<b>320</b>	-	-	-	-	-	-	-	-	-	-	-	-	-	-

Table 7 H - Non- Formal Student Age 50-54 by Province (MLVT Public Training Institutions and MLVT Registered Training Institutions)

Province	Enrollment						Drop Out						Graduation					
	Grand Total		Public		Private		Grand Total		Public		Private		Grand Total		Public		Private	
	Total	Female	Total	Female	Total	Female	Total	Female	Total	Female	Total	Female	Total	Female	Total	Female	Total	Female
Banteay Meanchey	-	-	-	-	-	-	-	-	-	-	-	-	-	-	-	-	-	-
Battambang	53	39	53	39	-	-	-	-	-	-	-	-	-	-	-	-	-	-
Kampong Cham	12	1	12	1	-	-	-	-	-	-	-	-	-	-	-	-	-	-
Kampong Chhnang	19	6	19	6	-	-	-	-	-	-	-	-	-	-	-	-	-	-
Kampong Speu	11	5	11	5	-	-	-	-	-	-	-	-	-	-	-	-	-	-
Kampong Thom	8	8	8	8	-	-	-	-	-	-	-	-	-	-	-	-	-	-
Kampot	58	35	58	35	-	-	-	-	-	-	-	-	-	-	-	-	-	-
Kandal	53	30	53	30	-	-	-	-	-	-	-	-	-	-	-	-	-	-
Kep	11	8	11	8	-	-	-	-	-	-	-	-	-	-	-	-	-	-
Koh Kong	-	-	-	-	-	-	-	-	-	-	-	-	-	-	-	-	-	-
Kratie	19	11	19	11	-	-	-	-	-	-	-	-	-	-	-	-	-	-
Mondul Kiri	31	15	31	15	-	-	-	-	-	-	-	-	-	-	-	-	-	-
Otdar Meanchey	-	-	-	-	-	-	-	-	-	-	-	-	-	-	-	-	-	-
Pailin	1	-	1	-	-	-	-	-	-	-	-	-	-	-	-	-	-	-
Phnom Penh	3	2	3	2	-	-	-	-	-	-	-	-	-	-	-	-	-	-
Preah Sihanouk	18	11	18	11	-	-	-	-	-	-	-	-	-	-	-	-	-	-
Preah Vihear	20	13	20	13	-	-	-	-	-	-	-	-	-	-	-	-	-	-
Prey Veng	69	25	69	25	-	-	-	-	-	-	-	-	-	-	-	-	-	-
Pursat	20	18	20	18	-	-	-	-	-	-	-	-	-	-	-	-	-	-
Ratanak Kiri	2	1	2	1	-	-	-	-	-	-	-	-	-	-	-	-	-	-
Siem Reap	57	46	57	46	-	-	-	-	-	-	-	-	-	-	-	-	-	-
Stung Treng	12	8	12	8	-	-	-	-	-	-	-	-	-	-	-	-	-	-
Svay Rieng	53	30	53	30	-	-	-	-	-	-	-	-	-	-	-	-	-	-
Takeo	-	-	-	-	-	-	-	-	-	-	-	-	-	-	-	-	-	-
Tbong Khmum	11	4	11	4	-	-	-	-	-	-	-	-	-	-	-	-	-	-
<b>Whole Country</b>	<b>541</b>	<b>316</b>	<b>541</b>	<b>316</b>	-	-	-	-	-	-	-	-	-	-	-	-	-	-

Table 7 I - Non- Formal Student Age 55-59 by Province (MLVT Public Training Institutions and MLVT Registered Training Institutions)

Province	Enrollment						Drop Out						Graduation					
	Grand Total		Public		Private		Grand Total		Public		Private		Grand Total		Public		Private	
	Total	Female	Total	Female	Total	Female	Total	Female	Total	Female	Total	Female	Total	Female	Total	Female	Total	Female
Banteay Meanchey	-	-	-	-	-	-	-	-	-	-	-	-	-	-	-	-	-	-
Battambang	41	26	41	26	-	-	-	-	-	-	-	-	-	-	-	-	-	-
Kampong Cham	12	3	12	3	-	-	-	-	-	-	-	-	-	-	-	-	-	-
Kampong Chhnang	9	4	9	4	-	-	-	-	-	-	-	-	-	-	-	-	-	-
Kampong Speu	8	5	8	5	-	-	-	-	-	-	-	-	-	-	-	-	-	-
Kampong Thom	8	6	8	6	-	-	-	-	-	-	-	-	-	-	-	-	-	-
Kampot	37	22	37	22	-	-	-	-	-	-	-	-	-	-	-	-	-	-
Kandal	49	26	49	26	-	-	-	-	-	-	-	-	-	-	-	-	-	-
Kep	13	10	13	10	-	-	-	-	-	-	-	-	-	-	-	-	-	-
Koh Kong	-	-	-	-	-	-	-	-	-	-	-	-	-	-	-	-	-	-
Kratie	10	4	10	4	-	-	-	-	-	-	-	-	-	-	-	-	-	-
Mondul Kiri	7	3	7	3	-	-	-	-	-	-	-	-	-	-	-	-	-	-
Otdar Meanchey	-	-	-	-	-	-	-	-	-	-	-	-	-	-	-	-	-	-
Pailin	-	-	-	-	-	-	-	-	-	-	-	-	-	-	-	-	-	-
Phnom Penh	6	3	6	3	-	-	-	-	-	-	-	-	-	-	-	-	-	-
Preah Sihanouk	15	11	15	11	-	-	-	-	-	-	-	-	-	-	-	-	-	-
Preah Vihear	15	10	15	10	-	-	-	-	-	-	-	-	-	-	-	-	-	-
Prey Veng	27	14	27	14	-	-	-	-	-	-	-	-	-	-	-	-	-	-
Pursat	19	14	19	14	-	-	-	-	-	-	-	-	-	-	-	-	-	-
Ratanak Kiri	1	1	1	1	-	-	-	-	-	-	-	-	-	-	-	-	-	-
Siem Reap	26	20	26	20	-	-	-	-	-	-	-	-	-	-	-	-	-	-
Stung Treng	5	5	5	5	-	-	-	-	-	-	-	-	-	-	-	-	-	-
Svay Rieng	43	21	43	21	-	-	-	-	-	-	-	-	-	-	-	-	-	-
Takeo	-	-	-	-	-	-	-	-	-	-	-	-	-	-	-	-	-	-
Tbong Khmum	2	1	2	1	-	-	-	-	-	-	-	-	-	-	-	-	-	-
<b>Whole Country</b>	<b>353</b>	<b>209</b>	<b>353</b>	<b>209</b>	-	-	-	-	-	-	-	-	-	-	-	-	-	-

Table 7 J - Non- Formal Student Age 60-64 by Province (MLVT Public Training Institutions and MLVT Registered Training Institutions)

Province	Enrollment						Drop Out						Graduation					
	Grand Total		Public		Private		Grand Total		Public		Private		Grand Total		Public		Private	
	Total	Female	Total	Female	Total	Female	Total	Female	Total	Female	Total	Female	Total	Female	Total	Female	Total	Female
Banteay Meanchey	0	0	0	0	-	-	-	-	-	-	-	-	-	-	-	-	-	-
Battambang	20	15	20	15	-	-	-	-	-	-	-	-	-	-	-	-	-	-
Kampong Cham	7	2	7	2	-	-	-	-	-	-	-	-	-	-	-	-	-	-
Kampong Chhnang	4	0	4	0	-	-	-	-	-	-	-	-	-	-	-	-	-	-
Kampong Speu	7	5	7	5	-	-	-	-	-	-	-	-	-	-	-	-	-	-
Kampong Thom	2	2	2	2	-	-	-	-	-	-	-	-	-	-	-	-	-	-
Kampot	29	17	29	17	-	-	-	-	-	-	-	-	-	-	-	-	-	-
Kandal	25	12	25	12	-	-	-	-	-	-	-	-	-	-	-	-	-	-
Kep	5	1	5	1	-	-	-	-	-	-	-	-	-	-	-	-	-	-
Koh Kong	0	0	0	0	-	-	-	-	-	-	-	-	-	-	-	-	-	-
Kratie	5	2	5	2	-	-	-	-	-	-	-	-	-	-	-	-	-	-
Mondul Kiri	2	2	2	2	-	-	-	-	-	-	-	-	-	-	-	-	-	-
Otdar Meanchey	0	0	0	0	-	-	-	-	-	-	-	-	-	-	-	-	-	-
Pailin	0	0	0	0	-	-	-	-	-	-	-	-	-	-	-	-	-	-
Phnom Penh	5	1	5	1	-	-	-	-	-	-	-	-	-	-	-	-	-	-
Preah Sihanouk	13	3	13	3	-	-	-	-	-	-	-	-	-	-	-	-	-	-
Preah Vihear	6	3	6	3	-	-	-	-	-	-	-	-	-	-	-	-	-	-
Prey Veng	20	11	20	11	-	-	-	-	-	-	-	-	-	-	-	-	-	-
Pursat	8	5	8	5	-	-	-	-	-	-	-	-	-	-	-	-	-	-
Ratanak Kiri	0	0	0	0	-	-	-	-	-	-	-	-	-	-	-	-	-	-
Siem Reap	14	7	14	7	-	-	-	-	-	-	-	-	-	-	-	-	-	-
Stung Treng	3	1	3	1	-	-	-	-	-	-	-	-	-	-	-	-	-	-
Svay Rieng	26	14	26	14	-	-	-	-	-	-	-	-	-	-	-	-	-	-
Takeo	0	0	0	0	-	-	-	-	-	-	-	-	-	-	-	-	-	-
Tbong Khmum	3	2	3	2	-	-	-	-	-	-	-	-	-	-	-	-	-	-
<b>Whole Country</b>	<b>204</b>	<b>105</b>	<b>204</b>	<b>105</b>	-	-	-	-	-	-	-	-	-	-	-	-	-	-

Table 7 K - Non- Formal Student Age 65 Above by Province (MLVT Public Training Institutions and MLVT Registered Training Institutions)

Province	Enrollment						Drop Out						Graduation					
	Grand Total		Public		Private		Grand Total		Public		Private		Grand Total		Public		Private	
	Total	Female	Total	Female	Total	Female	Total	Female	Total	Female	Total	Female	Total	Female	Total	Female	Total	Female
Banteay Meanchey	0	0	0	0	-	-	-	-	-	-	-	-	-	-	-	-	-	-
Battambang	16	7	16	7	-	-	-	-	-	-	-	-	-	-	-	-	-	-
Kampong Cham	6	0	6	0	-	-	-	-	-	-	-	-	-	-	-	-	-	-
Kampong Chhnang	1	0	1	0	-	-	-	-	-	-	-	-	-	-	-	-	-	-
Kampong Speu	6	2	6	2	-	-	-	-	-	-	-	-	-	-	-	-	-	-
Kampong Thom	2	0	2	0	-	-	-	-	-	-	-	-	-	-	-	-	-	-
Kampot	13	2	13	2	-	-	-	-	-	-	-	-	-	-	-	-	-	-
Kandal	22	9	22	9	-	-	-	-	-	-	-	-	-	-	-	-	-	-
Kep	3	1	3	1	-	-	-	-	-	-	-	-	-	-	-	-	-	-
Koh Kong	0	0	0	0	-	-	-	-	-	-	-	-	-	-	-	-	-	-
Kratie	4	4	4	4	-	-	-	-	-	-	-	-	-	-	-	-	-	-
Mondul Kiri	0	0	0	0	-	-	-	-	-	-	-	-	-	-	-	-	-	-
Otdar Meanchey	0	0	0	0	-	-	-	-	-	-	-	-	-	-	-	-	-	-
Pailin	0	0	0	0	-	-	-	-	-	-	-	-	-	-	-	-	-	-
Phnom Penh	11	3	11	3	-	-	-	-	-	-	-	-	-	-	-	-	-	-
Preah Sihanouk	7	3	7	3	-	-	-	-	-	-	-	-	-	-	-	-	-	-
Preah Vihear	1	1	1	1	-	-	-	-	-	-	-	-	-	-	-	-	-	-
Prey Veng	14	4	14	4	-	-	-	-	-	-	-	-	-	-	-	-	-	-
Pursat	6	4	6	4	-	-	-	-	-	-	-	-	-	-	-	-	-	-
Ratanak Kiri	0	0	0	0	-	-	-	-	-	-	-	-	-	-	-	-	-	-
Siem Reap	7	3	7	3	-	-	-	-	-	-	-	-	-	-	-	-	-	-
Stung Treng	1	1	1	1	-	-	-	-	-	-	-	-	-	-	-	-	-	-
Svay Rieng	10	3	10	3	-	-	-	-	-	-	-	-	-	-	-	-	-	-
Takeo	0	0	0	0	-	-	-	-	-	-	-	-	-	-	-	-	-	-
Tbong Khmum	3	3	3	3	-	-	-	-	-	-	-	-	-	-	-	-	-	-
<b>Whole Country</b>	<b>133</b>	<b>50</b>	<b>133</b>	<b>50</b>	-	-	-	-	-	-	-	-	-	-	-	-	-	-

**Table 8 A - Formal Student Age 15-19 by Province (MLVT Public Training Institutions and MLVT Registered Training Institutions)**

Province	Enrollment						Drop Out						Graduation					
	Grand Total		Public		Private		Grand Total		Public		Private		Grand Total		Public		Private	
	Total	Female	Total	Female	Total	Female	Total	Female	Total	Female	Total	Female	Total	Female	Total	Female	Total	Female
Banteay Meanchey	33	7	33	7	-	-	-	-	-	-	-	-	-	-	-	-	-	-
Battambang	662	178	662	178	-	-	-	-	-	-	-	-	-	-	-	-	-	-
Kampong Cham	356	252	356	252	-	-	-	-	-	-	-	-	-	-	-	-	-	-
Kampong Chhnang	23	12	23	12	-	-	-	-	-	-	-	-	-	-	-	-	-	-
Kampong Speu	348	81	348	81	-	-	-	-	-	-	-	-	-	-	-	-	-	-
Kampong Thom	141	83	141	83	-	-	-	-	-	-	-	-	-	-	-	-	-	-
Kampot	986	568	986	568	-	-	-	-	-	-	-	-	-	-	-	-	-	-
Kandal	83	29	83	29	-	-	-	-	-	-	-	-	-	-	-	-	-	-
Kep	0	0	0	0	-	-	-	-	-	-	-	-	-	-	-	-	-	-
Koh Kong	21	8	21	8	-	-	-	-	-	-	-	-	-	-	-	-	-	-
Kratie	5	0	5	0	-	-	-	-	-	-	-	-	-	-	-	-	-	-
Mondul Kiri	0	0	0	0	-	-	-	-	-	-	-	-	-	-	-	-	-	-
Otdar Meanchey	0	0	0	0	-	-	-	-	-	-	-	-	-	-	-	-	-	-
Pailin	0	0	0	0	-	-	-	-	-	-	-	-	-	-	-	-	-	-
Phnom Penh	13,228	2,204	13,228	2,204	-	-	-	-	-	-	-	-	-	-	-	-	-	-
Preah Sihanouk	347	106	347	106	-	-	-	-	-	-	-	-	-	-	-	-	-	-
Preah Vihear	0	0	0	0	-	-	-	-	-	-	-	-	-	-	-	-	-	-
Prey Veng	0	0	0	0	-	-	-	-	-	-	-	-	-	-	-	-	-	-
Pursat	295	135	295	135	-	-	-	-	-	-	-	-	-	-	-	-	-	-
Ratanak Kiri	0	0	0	0	-	-	-	-	-	-	-	-	-	-	-	-	-	-
Siem Reap	397	115	397	115	-	-	-	-	-	-	-	-	-	-	-	-	-	-
Stung Treng	0	0	0	0	-	-	-	-	-	-	-	-	-	-	-	-	-	-
Svay Rieng	629	217	629	217	-	-	-	-	-	-	-	-	-	-	-	-	-	-
Takeo	4	2	4	2	-	-	-	-	-	-	-	-	-	-	-	-	-	-
Tbong Khmum	0	0	0	0	-	-	-	-	-	-	-	-	-	-	-	-	-	-
<b>Whole Country</b>	<b>17,558</b>	<b>3,997</b>	<b>17,558</b>	<b>3,997</b>	-	-	-	-	-	-	-	-	-	-	-	-	-	-



**Table 8 B - Formal Student Age 20-24 by Province (MLVT Public Institutions and MLVT Registered Institutions)**

Province	Enrollment						Drop Out						Graduation					
	Grand Total		Public		Private		Grand Total		Public		Private		Grand Total		Public		Private	
	Total	Female	Total	Female	Total	Female	Total	Female	Total	Female	Total	Female	Total	Female	Total	Female	Total	Female
Banteay Meanchey	26	7	26	7	-	-	-	-	-	-	-	-	-	-	-	-	-	-
Battambang	110	19	110	19	-	-	-	-	-	-	-	-	-	-	-	-	-	-
Kampong Cham	89	49	89	49	-	-	-	-	-	-	-	-	-	-	-	-	-	-
Kampong Chhnang	6	1	6	1	-	-	-	-	-	-	-	-	-	-	-	-	-	-
Kampong Speu	55	7	55	7	-	-	-	-	-	-	-	-	-	-	-	-	-	-
Kampong Thom	18	12	18	12	-	-	-	-	-	-	-	-	-	-	-	-	-	-
Kampot	743	283	743	283	-	-	-	-	-	-	-	-	-	-	-	-	-	-
Kandal	3	0	3	0	-	-	-	-	-	-	-	-	-	-	-	-	-	-
Kep	0	0	0	0	-	-	-	-	-	-	-	-	-	-	-	-	-	-
Koh Kong	16	5	16	5	-	-	-	-	-	-	-	-	-	-	-	-	-	-
Kratie	6	0	6	0	-	-	-	-	-	-	-	-	-	-	-	-	-	-
Mondul Kiri	0	0	0	0	-	-	-	-	-	-	-	-	-	-	-	-	-	-
Otdar Meanchey	0	0	0	0	-	-	-	-	-	-	-	-	-	-	-	-	-	-
Pailin	0	0	0	0	-	-	-	-	-	-	-	-	-	-	-	-	-	-
Phnom Penh	6,825	1,270	6,825	1,270	-	-	-	-	-	-	-	-	-	-	-	-	-	-
Preah Sihanouk	96	12	96	12	-	-	-	-	-	-	-	-	-	-	-	-	-	-
Preah Vihear	0	0	0	0	-	-	-	-	-	-	-	-	-	-	-	-	-	-
Prey Veng	0	0	0	0	-	-	-	-	-	-	-	-	-	-	-	-	-	-
Pursat	154	49	154	49	-	-	-	-	-	-	-	-	-	-	-	-	-	-
Ratanak Kiri	0	0	0	0	-	-	-	-	-	-	-	-	-	-	-	-	-	-
Siem Reap	123	18	123	18	-	-	-	-	-	-	-	-	-	-	-	-	-	-
Stung Treng	0	0	0	0	-	-	-	-	-	-	-	-	-	-	-	-	-	-
Svay Rieng	185	44	185	44	-	-	-	-	-	-	-	-	-	-	-	-	-	-
Takeo	37	7	37	7	-	-	-	-	-	-	-	-	-	-	-	-	-	-
Tbong Khmum	0	0	0	0	-	-	-	-	-	-	-	-	-	-	-	-	-	-
<b>Whole Country</b>	<b>8,492</b>	<b>1,783</b>	<b>8,492</b>	<b>1,783</b>	-	-	-	-	-	-	-	-	-	-	-	-	-	-

Table 8 C - Formal Student Age 25-29 by Province (MLVT Public Institutions and MLVT Registered Institutions)

Province	Enrollment						Drop Out						Graduation					
	Grand Total		Public		Private		Grand Total		Public		Private		Grand Total		Public		Private	
	Total	Female	Total	Female	Total	Female	Total	Female	Total	Female	Total	Female	Total	Female	Total	Female	Total	Female
Banteay Meanchey	4	1	4	1	-	-	-	-	-	-	-	-	-	-	-	-	-	-
Battambang	30	1	30	1	-	-	-	-	-	-	-	-	-	-	-	-	-	-
Kampong Cham	7	2	7	2	-	-	-	-	-	-	-	-	-	-	-	-	-	-
Kampong Chhnang	2	0	2	0	-	-	-	-	-	-	-	-	-	-	-	-	-	-
Kampong Speu	13	1	13	1	-	-	-	-	-	-	-	-	-	-	-	-	-	-
Kampong Thom	1	0	1	0	-	-	-	-	-	-	-	-	-	-	-	-	-	-
Kampot	81	25	81	25	-	-	-	-	-	-	-	-	-	-	-	-	-	-
Kandal	2	1	2	1	-	-	-	-	-	-	-	-	-	-	-	-	-	-
Kep	0	0	0	0	-	-	-	-	-	-	-	-	-	-	-	-	-	-
Koh Kong	6	3	6	3	-	-	-	-	-	-	-	-	-	-	-	-	-	-
Kratie	2	0	2	0	-	-	-	-	-	-	-	-	-	-	-	-	-	-
Mondul Kiri	0	0	0	0	-	-	-	-	-	-	-	-	-	-	-	-	-	-
Otdar Meanchey	0	0	0	0	-	-	-	-	-	-	-	-	-	-	-	-	-	-
Pailin	0	0	0	0	-	-	-	-	-	-	-	-	-	-	-	-	-	-
Phnom Penh	995	81	995	81	-	-	-	-	-	-	-	-	-	-	-	-	-	-
Preah Sihanouk	24	1	24	1	-	-	-	-	-	-	-	-	-	-	-	-	-	-
Preah Vihear	0	0	0	0	-	-	-	-	-	-	-	-	-	-	-	-	-	-
Prey Veng	0	0	0	0	-	-	-	-	-	-	-	-	-	-	-	-	-	-
Pursat	15	1	15	1	-	-	-	-	-	-	-	-	-	-	-	-	-	-
Ratanak Kiri	0	0	0	0	-	-	-	-	-	-	-	-	-	-	-	-	-	-
Siem Reap	39	6	39	6	-	-	-	-	-	-	-	-	-	-	-	-	-	-
Stung Treng	0	0	0	0	-	-	-	-	-	-	-	-	-	-	-	-	-	-
Svay Rieng	27	9	27	9	-	-	-	-	-	-	-	-	-	-	-	-	-	-
Takeo	5	1	5	1	-	-	-	-	-	-	-	-	-	-	-	-	-	-
Tbong Khmum	0	0	0	0	-	-	-	-	-	-	-	-	-	-	-	-	-	-
<b>Whole Country</b>	<b>1,253</b>	<b>133</b>	<b>1,253</b>	<b>133</b>	-	-	-	-	-	-	-	-	-	-	-	-	-	-

**Table 8 D - Formal Student Age 30-34 by Province (MLVT Public Institutions and MLVT Registered Institutions)**

Province	Enrollment						Drop Out						Graduation					
	Grand Total		Public		Private		Grand Total		Public		Private		Grand Total		Public		Private	
	Total	Female	Total	Female	Total	Female	Total	Female	Total	Female	Total	Female	Total	Female	Total	Female	Total	Female
Banteay Meanchey	4	0	4	0	-	-	-	-	-	-	-	-	-	-	-	-	-	-
Battambang	10	3	10	3	-	-	-	-	-	-	-	-	-	-	-	-	-	-
Kampong Cham	1	0	1	0	-	-	-	-	-	-	-	-	-	-	-	-	-	-
Kampong Chhnang	0	0	0	0	-	-	-	-	-	-	-	-	-	-	-	-	-	-
Kampong Speu	5	0	5	0	-	-	-	-	-	-	-	-	-	-	-	-	-	-
Kampong Thom	0	0	0	0	-	-	-	-	-	-	-	-	-	-	-	-	-	-
Kampot	17	6	17	6	-	-	-	-	-	-	-	-	-	-	-	-	-	-
Kandal	0	0	0	0	-	-	-	-	-	-	-	-	-	-	-	-	-	-
Kep	0	0	0	0	-	-	-	-	-	-	-	-	-	-	-	-	-	-
Koh Kong	2	0	2	0	-	-	-	-	-	-	-	-	-	-	-	-	-	-
Kratie	2	0	2	0	-	-	-	-	-	-	-	-	-	-	-	-	-	-
Mondul Kiri	0	0	0	0	-	-	-	-	-	-	-	-	-	-	-	-	-	-
Otdar Meanchey	0	0	0	0	-	-	-	-	-	-	-	-	-	-	-	-	-	-
Pailin	0	0	0	0	-	-	-	-	-	-	-	-	-	-	-	-	-	-
Phnom Penh	280	11	280	11	-	-	-	-	-	-	-	-	-	-	-	-	-	-
Preah Sihanouk	9	0	9	0	-	-	-	-	-	-	-	-	-	-	-	-	-	-
Preah Vihear	0	0	0	0	-	-	-	-	-	-	-	-	-	-	-	-	-	-
Prey Veng	0	0	0	0	-	-	-	-	-	-	-	-	-	-	-	-	-	-
Pursat	4	1	4	1	-	-	-	-	-	-	-	-	-	-	-	-	-	-
Ratanak Kiri	0	0	0	0	-	-	-	-	-	-	-	-	-	-	-	-	-	-
Siem Reap	11	0	11	0	-	-	-	-	-	-	-	-	-	-	-	-	-	-
Stung Treng	0	0	0	0	-	-	-	-	-	-	-	-	-	-	-	-	-	-
Svay Rieng	14	6	14	6	-	-	-	-	-	-	-	-	-	-	-	-	-	-
Takeo	0	0	0	0	-	-	-	-	-	-	-	-	-	-	-	-	-	-
Tbong Khmum	0	0	0	0	-	-	-	-	-	-	-	-	-	-	-	-	-	-
<b>Whole Country</b>	<b>359</b>	<b>27</b>	<b>359</b>	<b>27</b>	-	-	-	-	-	-	-	-	-	-	-	-	-	-

**Table 8 E - Formal Student Age 35-39 by Province (MLVT Public Training Institutions and MLVT Registered Training Institutions)**

Province	Enrollment						Drop Out						Graduation					
	Grand Total		Public		Private		Grand Total		Public		Private		Grand Total		Public		Private	
	Total	Female	Total	Female	Total	Female	Total	Female	Total	Female	Total	Female	Total	Female	Total	Female	Total	Female
Banteay Meanchey	0	0	0	0	-	-	-	-	-	-	-	-	-	-	-	-	-	-
Battambang	2	0	2	0	-	-	-	-	-	-	-	-	-	-	-	-	-	-
Kampong Cham	0	0	0	0	-	-	-	-	-	-	-	-	-	-	-	-	-	-
Kampong Chhnang	0	0	0	0	-	-	-	-	-	-	-	-	-	-	-	-	-	-
Kampong Speu	1	0	1	0	-	-	-	-	-	-	-	-	-	-	-	-	-	-
Kampong Thom	0	0	0	0	-	-	-	-	-	-	-	-	-	-	-	-	-	-
Kampot	4	2	4	2	-	-	-	-	-	-	-	-	-	-	-	-	-	-
Kandal	1	0	1	0	-	-	-	-	-	-	-	-	-	-	-	-	-	-
Kep	0	0	0	0	-	-	-	-	-	-	-	-	-	-	-	-	-	-
Koh Kong	2	0	2	0	-	-	-	-	-	-	-	-	-	-	-	-	-	-
Kratie	1	0	1	0	-	-	-	-	-	-	-	-	-	-	-	-	-	-
Mondul Kiri	0	0	0	0	-	-	-	-	-	-	-	-	-	-	-	-	-	-
Otdar Meanchey	0	0	0	0	-	-	-	-	-	-	-	-	-	-	-	-	-	-
Pailin	0	0	0	0	-	-	-	-	-	-	-	-	-	-	-	-	-	-
Phnom Penh	52	2	52	2	-	-	-	-	-	-	-	-	-	-	-	-	-	-
Preah Sihanouk	3	0	3	0	-	-	-	-	-	-	-	-	-	-	-	-	-	-
Preah Vihear	0	0	0	0	-	-	-	-	-	-	-	-	-	-	-	-	-	-
Prey Veng	0	0	0	0	-	-	-	-	-	-	-	-	-	-	-	-	-	-
Pursat	2	0	2	0	-	-	-	-	-	-	-	-	-	-	-	-	-	-
Ratanak Kiri	0	0	0	0	-	-	-	-	-	-	-	-	-	-	-	-	-	-
Siem Reap	3	0	3	0	-	-	-	-	-	-	-	-	-	-	-	-	-	-
Stung Treng	0	0	0	0	-	-	-	-	-	-	-	-	-	-	-	-	-	-
Svay Rieng	5	0	5	0	-	-	-	-	-	-	-	-	-	-	-	-	-	-
Takeo	0	0	0	0	-	-	-	-	-	-	-	-	-	-	-	-	-	-
Tbong Khmum	0	0	0	0	-	-	-	-	-	-	-	-	-	-	-	-	-	-
<b>Whole Country</b>	<b>76</b>	<b>4</b>	<b>76</b>	<b>4</b>	<b>-</b>	<b>-</b>	<b>-</b>	<b>-</b>	<b>-</b>	<b>-</b>	<b>-</b>	<b>-</b>	<b>-</b>	<b>-</b>	<b>-</b>	<b>-</b>	<b>-</b>	<b>-</b>

Table 8 F - Formal Student Age 40-44 by Province (MLVT Public Training Institutions and MLVT Registered Training Institutions)

Province	Enrollment						Drop Out						Graduation					
	Grand Total		Public		Private		Grand Total		Public		Private		Grand Total		Public		Private	
	Total	Female	Total	Female	Total	Female	Total	Female	Total	Female	Total	Female	Total	Female	Total	Female	Total	Female
Banteay Meanchey	0	0	0	0	-	-	-	-	-	-	-	-	-	-	-	-	-	-
Battambang	0	0	0	0	-	-	-	-	-	-	-	-	-	-	-	-	-	-
Kampong Cham	0	0	0	0	-	-	-	-	-	-	-	-	-	-	-	-	-	-
Kampong Chhnang	0	0	0	0	-	-	-	-	-	-	-	-	-	-	-	-	-	-
Kampong Speu	0	0	0	0	-	-	-	-	-	-	-	-	-	-	-	-	-	-
Kampong Thom	0	0	0	0	-	-	-	-	-	-	-	-	-	-	-	-	-	-
Kampot	3	0	3	0	-	-	-	-	-	-	-	-	-	-	-	-	-	-
Kandal	0	0	0	0	-	-	-	-	-	-	-	-	-	-	-	-	-	-
Kep	0	0	0	0	-	-	-	-	-	-	-	-	-	-	-	-	-	-
Koh Kong	1	0	1	0	-	-	-	-	-	-	-	-	-	-	-	-	-	-
Kratie	0	0	0	0	-	-	-	-	-	-	-	-	-	-	-	-	-	-
Mondul Kiri	0	0	0	0	-	-	-	-	-	-	-	-	-	-	-	-	-	-
Otdar Meanchey	0	0	0	0	-	-	-	-	-	-	-	-	-	-	-	-	-	-
Pailin	0	0	0	0	-	-	-	-	-	-	-	-	-	-	-	-	-	-
Phnom Penh	15	0	15	0	-	-	-	-	-	-	-	-	-	-	-	-	-	-
Preah Sihanouk	1	0	1	0	-	-	-	-	-	-	-	-	-	-	-	-	-	-
Preah Vihear	0	0	0	0	-	-	-	-	-	-	-	-	-	-	-	-	-	-
Prey Veng	0	0	0	0	-	-	-	-	-	-	-	-	-	-	-	-	-	-
Pursat	0	0	0	0	-	-	-	-	-	-	-	-	-	-	-	-	-	-
Ratanak Kiri	0	0	0	0	-	-	-	-	-	-	-	-	-	-	-	-	-	-
Siem Reap	1	0	1	0	-	-	-	-	-	-	-	-	-	-	-	-	-	-
Stung Treng	0	0	0	0	-	-	-	-	-	-	-	-	-	-	-	-	-	-
Svay Rieng	1	0	1	0	-	-	-	-	-	-	-	-	-	-	-	-	-	-
Takeo	0	0	0	0	-	-	-	-	-	-	-	-	-	-	-	-	-	-
Tbong Khmum	0	0	0	0	-	-	-	-	-	-	-	-	-	-	-	-	-	-
<b>Whole Country</b>	<b>22</b>	<b>0</b>	<b>22</b>	<b>0</b>	-	-	-	-	-	-	-	-	-	-	-	-	-	-

Table 8 G - Formal Student Age 45-49 by Province (MLVT Public Institutions and MLVT Registered Institutions)

Province	Enrollment						Drop Out						Graduation					
	Grand Total		Public		Private		Grand Total		Public		Private		Grand Total		Public		Private	
	Total	Female	Total	Female	Total	Female	Total	Female	Total	Female	Total	Female	Total	Female	Total	Female	Total	Female
Banteay Meanchey	0	0	0	0	-	-	-	-	-	-	-	-	-	-	-	-	-	-
Battambang	0	0	0	0	-	-	-	-	-	-	-	-	-	-	-	-	-	-
Kampong Cham	0	0	0	0	-	-	-	-	-	-	-	-	-	-	-	-	-	-
Kampong Chhnang	1	0	1	0	-	-	-	-	-	-	-	-	-	-	-	-	-	-
Kampong Speu	0	0	0	0	-	-	-	-	-	-	-	-	-	-	-	-	-	-
Kampong Thom	0	0	0	0	-	-	-	-	-	-	-	-	-	-	-	-	-	-
Kampot	1	0	1	0	-	-	-	-	-	-	-	-	-	-	-	-	-	-
Kandal	0	0	0	0	-	-	-	-	-	-	-	-	-	-	-	-	-	-
Kep	0	0	0	0	-	-	-	-	-	-	-	-	-	-	-	-	-	-
Koh Kong	0	0	0	0	-	-	-	-	-	-	-	-	-	-	-	-	-	-
Kratie	0	0	0	0	-	-	-	-	-	-	-	-	-	-	-	-	-	-
Mondul Kiri	0	0	0	0	-	-	-	-	-	-	-	-	-	-	-	-	-	-
Otdar Meanchey	0	0	0	0	-	-	-	-	-	-	-	-	-	-	-	-	-	-
Pailin	0	0	0	0	-	-	-	-	-	-	-	-	-	-	-	-	-	-
Phnom Penh	4	1	4	1	-	-	-	-	-	-	-	-	-	-	-	-	-	-
Preah Sihanouk	0	0	0	0	-	-	-	-	-	-	-	-	-	-	-	-	-	-
Preah Vihear	0	0	0	0	-	-	-	-	-	-	-	-	-	-	-	-	-	-
Prey Veng	0	0	0	0	-	-	-	-	-	-	-	-	-	-	-	-	-	-
Pursat	0	0	0	0	-	-	-	-	-	-	-	-	-	-	-	-	-	-
Ratanak Kiri	0	0	0	0	-	-	-	-	-	-	-	-	-	-	-	-	-	-
Siem Reap	0	0	0	0	-	-	-	-	-	-	-	-	-	-	-	-	-	-
Stung Treng	0	0	0	0	-	-	-	-	-	-	-	-	-	-	-	-	-	-
Svay Rieng	3	2	3	2	-	-	-	-	-	-	-	-	-	-	-	-	-	-
Takeo	0	0	0	0	-	-	-	-	-	-	-	-	-	-	-	-	-	-
Tbong Khmum	0	0	0	0	-	-	-	-	-	-	-	-	-	-	-	-	-	-
<b>Whole Country</b>	<b>9</b>	<b>3</b>	<b>9</b>	<b>3</b>	-	-	-	-	-	-	-	-	-	-	-	-	-	-

Table 8 H - Formal Student Age 50-54 by Province (MLVT Public Institutions and MLVT Registered Institutions)

Province	Enrollment						Drop Out						Graduation					
	Grand Total		Public		Private		Grand Total		Public		Private		Grand Total		Public		Private	
	Total	Female	Total	Female	Total	Female	Total	Female	Total	Female	Total	Female	Total	Female	Total	Female	Total	Female
Banteay Meanchey	0	0	0	0	-	-	-	-	-	-	-	-	-	-	-	-	-	-
Battambang	0	0	0	0	-	-	-	-	-	-	-	-	-	-	-	-	-	-
Kampong Cham	0	0	0	0	-	-	-	-	-	-	-	-	-	-	-	-	-	-
Kampong Chhnang	0	0	0	0	-	-	-	-	-	-	-	-	-	-	-	-	-	-
Kampong Speu	0	0	0	0	-	-	-	-	-	-	-	-	-	-	-	-	-	-
Kampong Thom	0	0	0	0	-	-	-	-	-	-	-	-	-	-	-	-	-	-
Kampot	1	0	1	0	-	-	-	-	-	-	-	-	-	-	-	-	-	-
Kandal	0	0	0	0	-	-	-	-	-	-	-	-	-	-	-	-	-	-
Kep	0	0	0	0	-	-	-	-	-	-	-	-	-	-	-	-	-	-
Koh Kong	0	0	0	0	-	-	-	-	-	-	-	-	-	-	-	-	-	-
Kratie	0	0	0	0	-	-	-	-	-	-	-	-	-	-	-	-	-	-
Mondul Kiri	0	0	0	0	-	-	-	-	-	-	-	-	-	-	-	-	-	-
Otdar Meanchey	0	0	0	0	-	-	-	-	-	-	-	-	-	-	-	-	-	-
Pailin	0	0	0	0	-	-	-	-	-	-	-	-	-	-	-	-	-	-
Phnom Penh	5	0	5	0	-	-	-	-	-	-	-	-	-	-	-	-	-	-
Preah Sihanouk	0	0	0	0	-	-	-	-	-	-	-	-	-	-	-	-	-	-
Preah Vihear	0	0	0	0	-	-	-	-	-	-	-	-	-	-	-	-	-	-
Prey Veng	0	0	0	0	-	-	-	-	-	-	-	-	-	-	-	-	-	-
Pursat	1	0	1	0	-	-	-	-	-	-	-	-	-	-	-	-	-	-
Ratanak Kiri	0	0	0	0	-	-	-	-	-	-	-	-	-	-	-	-	-	-
Siem Reap	0	0	0	0	-	-	-	-	-	-	-	-	-	-	-	-	-	-
Stung Treng	0	0	0	0	-	-	-	-	-	-	-	-	-	-	-	-	-	-
Svay Rieng	0	0	0	0	-	-	-	-	-	-	-	-	-	-	-	-	-	-
Takeo	0	0	0	0	-	-	-	-	-	-	-	-	-	-	-	-	-	-
Tbong Khmum	0	0	0	0	-	-	-	-	-	-	-	-	-	-	-	-	-	-
<b>Whole Country</b>	<b>7</b>	<b>0</b>	<b>7</b>	<b>0</b>	-	-	-	-	-	-	-	-	-	-	-	-	-	-

**Table 8 I - Formal Student Age 55-59 by Province (MLVT Public Institutions and MLVT Registered Institutions)**

Province	Enrollment						Drop Out						Graduation					
	Grand Total		Public		Private		Grand Total		Public		Private		Grand Total		Public		Private	
	Total	Female	Total	Female	Total	Female	Total	Female	Total	Female	Total	Female	Total	Female	Total	Female	Total	Female
Banteay Meanchey	0	0	0	0	-	-	-	-	-	-	-	-	-	-	-	-	-	-
Battambang	0	0	0	0	-	-	-	-	-	-	-	-	-	-	-	-	-	-
Kampong Cham	0	0	0	0	-	-	-	-	-	-	-	-	-	-	-	-	-	-
Kampong Chhnang	0	0	0	0	-	-	-	-	-	-	-	-	-	-	-	-	-	-
Kampong Speu	0	0	0	0	-	-	-	-	-	-	-	-	-	-	-	-	-	-
Kampong Thom	0	0	0	0	-	-	-	-	-	-	-	-	-	-	-	-	-	-
Kampot	0	0	0	0	-	-	-	-	-	-	-	-	-	-	-	-	-	-
Kandal	0	0	0	0	-	-	-	-	-	-	-	-	-	-	-	-	-	-
Kep	0	0	0	0	-	-	-	-	-	-	-	-	-	-	-	-	-	-
Koh Kong	0	0	0	0	-	-	-	-	-	-	-	-	-	-	-	-	-	-
Kratie	0	0	0	0	-	-	-	-	-	-	-	-	-	-	-	-	-	-
Mondul Kiri	0	0	0	0	-	-	-	-	-	-	-	-	-	-	-	-	-	-
Otdar Meanchey	0	0	0	0	-	-	-	-	-	-	-	-	-	-	-	-	-	-
Pailin	0	0	0	0	-	-	-	-	-	-	-	-	-	-	-	-	-	-
Phnom Penh	1	0	1	0	-	-	-	-	-	-	-	-	-	-	-	-	-	-
Preah Sihanouk	0	0	0	0	-	-	-	-	-	-	-	-	-	-	-	-	-	-
Preah Vihear	0	0	0	0	-	-	-	-	-	-	-	-	-	-	-	-	-	-
Prey Veng	0	0	0	0	-	-	-	-	-	-	-	-	-	-	-	-	-	-
Pursat	0	0	0	0	-	-	-	-	-	-	-	-	-	-	-	-	-	-
Ratanak Kiri	0	0	0	0	-	-	-	-	-	-	-	-	-	-	-	-	-	-
Siem Reap	0	0	0	0	-	-	-	-	-	-	-	-	-	-	-	-	-	-
Stung Treng	0	0	0	0	-	-	-	-	-	-	-	-	-	-	-	-	-	-
Svay Rieng	0	0	0	0	-	-	-	-	-	-	-	-	-	-	-	-	-	-
Takeo	0	0	0	0	-	-	-	-	-	-	-	-	-	-	-	-	-	-
Tbong Khmum	0	0	0	0	-	-	-	-	-	-	-	-	-	-	-	-	-	-
<b>Whole Country</b>	<b>1</b>	<b>0</b>	<b>1</b>	<b>0</b>	-	-	-	-	-	-	-	-	-	-	-	-	-	-



**Table 8 J - Formal Student Age 60-64 by Province (MLVT Public Training Institutions and MLVT Registered Training Institutions)**

Province	Enrollment						Drop Out						Graduation					
	Grand Total		Public		Private		Grand Total		Public		Private		Grand Total		Public		Private	
	Total	Female	Total	Female	Total	Female	Total	Female	Total	Female	Total	Female	Total	Female	Total	Female	Total	Female
Banteay Meanchey	0	0	0	0	-	-	-	-	-	-	-	-	-	-	-	-	-	-
Battambang	0	0	0	0	-	-	-	-	-	-	-	-	-	-	-	-	-	-
Kampong Cham	0	0	0	0	-	-	-	-	-	-	-	-	-	-	-	-	-	-
Kampong Chhnang	0	0	0	0	-	-	-	-	-	-	-	-	-	-	-	-	-	-
Kampong Speu	0	0	0	0	-	-	-	-	-	-	-	-	-	-	-	-	-	-
Kampong Thom	0	0	0	0	-	-	-	-	-	-	-	-	-	-	-	-	-	-
Kampot	0	0	0	0	-	-	-	-	-	-	-	-	-	-	-	-	-	-
Kandal	0	0	0	0	-	-	-	-	-	-	-	-	-	-	-	-	-	-
Kep	0	0	0	0	-	-	-	-	-	-	-	-	-	-	-	-	-	-
Koh Kong	0	0	0	0	-	-	-	-	-	-	-	-	-	-	-	-	-	-
Kratie	0	0	0	0	-	-	-	-	-	-	-	-	-	-	-	-	-	-
Mondul Kiri	0	0	0	0	-	-	-	-	-	-	-	-	-	-	-	-	-	-
Otdar Meanchey	0	0	0	0	-	-	-	-	-	-	-	-	-	-	-	-	-	-
Pailin	0	0	0	0	-	-	-	-	-	-	-	-	-	-	-	-	-	-
Phnom Penh	0	0	0	0	-	-	-	-	-	-	-	-	-	-	-	-	-	-
Preah Sihanouk	0	0	0	0	-	-	-	-	-	-	-	-	-	-	-	-	-	-
Preah Vihear	0	0	0	0	-	-	-	-	-	-	-	-	-	-	-	-	-	-
Prey Veng	0	0	0	0	-	-	-	-	-	-	-	-	-	-	-	-	-	-
Pursat	0	0	0	0	-	-	-	-	-	-	-	-	-	-	-	-	-	-
Ratanak Kiri	0	0	0	0	-	-	-	-	-	-	-	-	-	-	-	-	-	-
Siem Reap	0	0	0	0	-	-	-	-	-	-	-	-	-	-	-	-	-	-
Stung Treng	0	0	0	0	-	-	-	-	-	-	-	-	-	-	-	-	-	-
Svay Rieng	0	0	0	0	-	-	-	-	-	-	-	-	-	-	-	-	-	-
Takeo	0	0	0	0	-	-	-	-	-	-	-	-	-	-	-	-	-	-
Tbong Khmum	0	0	0	0	-	-	-	-	-	-	-	-	-	-	-	-	-	-
<b>Whole Country</b>	<b>0</b>	<b>0</b>	<b>0</b>	<b>0</b>	<b>-</b>	<b>-</b>	<b>-</b>	<b>-</b>	<b>-</b>	<b>-</b>	<b>-</b>	<b>-</b>	<b>-</b>	<b>-</b>	<b>-</b>	<b>-</b>	<b>-</b>	<b>-</b>

Table 8 K - Formal Student Age 65-UP by Province (MLVT Public Training Institutions and MLVT Registered Training Institutions)

Province	Enrollment						Drop Out						Graduation					
	Grand Total		Public		Private		Grand Total		Public		Private		Grand Total		Public		Private	
	Total	Female	Total	Female	Total	Female	Total	Female	Total	Female	Total	Female	Total	Female	Total	Female	Total	Female
Banteay Meanchey	0	0	0	0	-	-	-	-	-	-	-	-	-	-	-	-	-	-
Battambang	0	0	0	0	-	-	-	-	-	-	-	-	-	-	-	-	-	-
Kampong Cham	0	0	0	0	-	-	-	-	-	-	-	-	-	-	-	-	-	-
Kampong Chhnang	0	0	0	0	-	-	-	-	-	-	-	-	-	-	-	-	-	-
Kampong Speu	0	0	0	0	-	-	-	-	-	-	-	-	-	-	-	-	-	-
Kampong Thom	0	0	0	0	-	-	-	-	-	-	-	-	-	-	-	-	-	-
Kampot	0	0	0	0	-	-	-	-	-	-	-	-	-	-	-	-	-	-
Kandal	1	0	1	0	-	-	-	-	-	-	-	-	-	-	-	-	-	-
Kep	0	0	0	0	-	-	-	-	-	-	-	-	-	-	-	-	-	-
Koh Kong	0	0	0	0	-	-	-	-	-	-	-	-	-	-	-	-	-	-
Kratie	0	0	0	0	-	-	-	-	-	-	-	-	-	-	-	-	-	-
Mondul Kiri	0	0	0	0	-	-	-	-	-	-	-	-	-	-	-	-	-	-
Otdar Meanchey	0	0	0	0	-	-	-	-	-	-	-	-	-	-	-	-	-	-
Pailin	0	0	0	0	-	-	-	-	-	-	-	-	-	-	-	-	-	-
Phnom Penh	10	1	10	1	-	-	-	-	-	-	-	-	-	-	-	-	-	-
Preah Sihanouk	0	0	0	0	-	-	-	-	-	-	-	-	-	-	-	-	-	-
Preah Vihear	0	0	0	0	-	-	-	-	-	-	-	-	-	-	-	-	-	-
Prey Veng	0	0	0	0	-	-	-	-	-	-	-	-	-	-	-	-	-	-
Pursat	1	1	1	1	-	-	-	-	-	-	-	-	-	-	-	-	-	-
Ratanak Kiri	0	0	0	0	-	-	-	-	-	-	-	-	-	-	-	-	-	-
Siem Reap	0	0	0	0	-	-	-	-	-	-	-	-	-	-	-	-	-	-
Stung Treng	0	0	0	0	-	-	-	-	-	-	-	-	-	-	-	-	-	-
Svay Rieng	1	0	1	0	-	-	-	-	-	-	-	-	-	-	-	-	-	-
Takeo	0	0	0	0	-	-	-	-	-	-	-	-	-	-	-	-	-	-
Tbong Khmum	0	0	0	0	-	-	-	-	-	-	-	-	-	-	-	-	-	-
<b>Whole Country</b>	<b>13</b>	<b>2</b>	<b>13</b>	<b>2</b>	-	-	-	-	-	-	-	-	-	-	-	-	-	-

**Table 9 - Students and Staff by MLVT Training Institutions**

No.	Institution	Enrollment		Drop Out		Graduation		Teaching Staff		Non-teaching Staff		Total Staff	
		Total	Female	Total	Female	Total	Female	Total	Female	Total	Female	Total	Female
1	Banteay Meanchey Provincial Training Center	417	70	0	0	0	0	136	48	23	4	159	48
2	Battambang Institute Of Technology	280	24	0	0	0	0	44	11	7	2	51	11
3	Battambang Prey Kon Kla Provincial Training Center	520	263	0	0	0	0	47	17	8	2	55	17
4	Beng Nimol Vocational Training School	1,644	574	0	0	0	0	53	41	79	26	132	41
5	Cambodia India Entrepreneurship Development Institute	415	88	0	0	0	0	29	11	36	8	65	11
6	Cambodian Thai Skill Development Center	195	78	0	0	0	0	12	4	8	3	20	4
7	Centre National De La Soie (national Silk Center)	562	216	0	0	0	0	18	8	30	7	48	8
8	Chantiers Ecoles De Formation Professionelle	1,895	125	0	0	0	0	96	22	54	12	150	22
9	Industrial Technical Institute	345	25	0	0	0	0	15	8	26	8	41	8
10	JVC Technical School & Workshop	888	538	0	0	0	0	33	24	29	10	62	24
11	Kampong Cham Provincial Training Center	753	350	0	0	0	0	8	35	128	31	136	35
12	Kandal Provincial Training Center	335	202	0	0	0	0	50	18	18	5	68	18
13	Kep Provincial Training Center	48	16	0	0	0	0	19	12	67	6	86	12
14	Koh Kong Provincial Training Center	402	159	0	0	0	0	73	19	21	4	94	19
15	Kompong Chhang Provincial Training Center	767	226	0	0	0	0	44	13	30	3	74	13
16	Kompong Speu Provincial Training Center	375	181	0	0	0	0	191	68	32	7	223	68
17	Kompong Thom Provincial Training Center	726	434	0	0	0	0	56	5	16	1	72	5
18	Kratie Provincial Training Center	475	260	0	0	0	0	39	26	54	11	93	26
19	Monduliri Provincial Training Center	3,112	1,733	0	0	0	0	17	22	63	18	80	22
20	National Institute Of Business	2,824	276	0	0	0	0	66	49	135	34	201	49
21	National Polytechnic Institute Of Cambodia	8,110	419	0	0	0	0	23	33	83	26	106	33
22	National Technical Training Institute	443	185	0	0	0	0	47	16	11	2	58	16
23	Pailin Provincial Training Center	280	107	0	0	0	0	12	4	13	1	25	4
24	Preah Kossamak Polytechnic Institute	1,000	399	0	0	0	0	72	32	79	15	151	32
25	Preah Sihanouk Provincial Training Center	4,049	506	0	0	0	0	14	23	105	19	119	23
26	Prear Vihea Provincial Training Center	387	187	0	0	0	0	140	51	48	5	188	51

**Table 9 - Students and Staff by MLVT Training Institutions**

No.	Institution	Enrollment		Drop Out		Graduation		Teaching Staff		Non-teaching Staff		Total Staff	
		Total	Female	Total	Female	Total	Female	Total	Female	Total	Female	Total	Female
27	Prey Veng Provincial Training Center	574	279	0	0	0	0	25	16	33	10	58	16
28	Provincial Training Center of Otdar Meanchey	45	11	0	0	0	0	47	8	9	3	56	8
29	Pursat Provincial Training Center	736	342	0	0	0	0	124	20	5	1	129	20
30	Ratanakiri Provincial Training Center	60	12	0	0	0	0	113	40	36	8	149	40
31	Regional Polytechnic Institute Techo Sen Battambang	1,247	611	0	0	0	0	83	42	37	12	120	42
32	Regional Polytechnic Institute Techo Sen Kampot	2,197	1,076	0	0	0	0	27	28	60	19	87	28
33	Regional Polytechnic Institute Techo Sen Siem Reap	862	370	0	0	0	0	96	36	36	15	132	36
34	Regional Polytechnic Institute Techo Sen Svayrieng	1,388	543	0	0	0	0	104	29	22	5	126	29
35	Regional Polytechnic Institute Techo Sen Takeo	46	10	0	0	0	0	103	31	33	12	136	31
36	Rolang Vocational Training School	1	0	0	0	0	0	28	7	5	0	33	7
37	Stung Treng Provincial Training Center	170	139	0	0	0	0	43	17	17	3	60	17
38	Tbong Khmum Provincial Training Center	464	234	0	0	0	0	73	36	13	8	86	36
39	Vocational Training Center Of Preah Vihea Yalay	170	133	0	0	0	0	11	2	13	1	24	2
40	NGOs & private training providers	0	0	0	0	0	0	0	0	0	0	0	0
<b>Whole Country</b>		<b>39,207</b>	<b>11,401</b>	<b>0</b>	<b>0</b>	<b>0</b>	<b>0</b>	<b>2,231</b>	<b>932</b>	<b>1,522</b>	<b>367</b>	<b>3,753</b>	<b>932</b>

**Table 10 A - Short Course Enrollment by Institution**

No.	Institution	Enrollment		Drop Out		Graduation	
		Total	Female	Total	Female	Total	Female
1	Banteay Meanchey Provincial Training Center	350	55	-	-	-	-
2	Battambang Institute Of Technology	150	9	-	-	-	-
3	Beng Nimol Vocational Training School	520	263	-	-	-	-
4	Cambodia India Entrepreneurship Development Institute	489	124	-	-	-	-
5	Cambodian Thai Skill Development Institute	43	28	-	-	-	-
6	Centre National De La Soie (national Silk Center)	195	78	-	-	-	-
7	Chantiers Ecoles De Formation Professionelle	410	199	-	-	-	-
8	Industrial Technical Institute	325	8	-	-	-	-
9	Jvc Technical School & Workshop	0	0	-	-	-	-
10	Kampong Cham Provincial Training Center	435	235	-	-	-	-
11	Kandal Provincial Training Center	663	320	-	-	-	-
12	Kep Provincial Training Center	335	202	-	-	-	-
13	Koh Kong Provincial Training Center	0	0	-	-	-	-
14	Kompong Chhannng Provincial Training Center	370	146	-	-	-	-
15	Kompong Speu Provincial Training Center	345	137	-	-	-	-
16	Kompong Thom Provincial Training Center	215	86	-	-	-	-
17	Kratie Provincial Training Center	710	434	-	-	-	-
18	Mondulkiri Provincial Training Center	475	260	-	-	-	-
19	National Institute Of Business	0	0	-	-	-	-
20	National Polytechnic Institute Of Cambodia	122	16	-	-	-	-
21	National Technical Training Institute	0	0	-	-	-	-
22	National Vocation Institute Of Battambang	326	138	-	-	-	-
23	Pailin Provincial Training Center	280	107	-	-	-	-
24	Polytechnic Institute Of Preah Sihanouk	520	280	-	-	-	-
25	Preah Kossomak Polytechnic Institute	0	0	-	-	-	-
26	Prear Vihea Provincial Training Center	387	187	-	-	-	-
27	Prey Veng Provincial Training Center	574	279	-	-	-	-
28	Provincial Training Center	45	11	-	-	-	-
29	Pursat Provincial Training Center	264	155	-	-	-	-
30	Ratanakiri Provincial Training Center	60	12	-	-	-	-
31	Regional Polytechnic Institute Techo Sen Battambang	680	472	-	-	-	-
32	Regional Polytechnic Institute Techo Sen Kampot	361	192	-	-	-	-
33	Regional Polytechnic Institute Techo Sen Siem Reap	440	248	-	-	-	-
34	Regional Polytechnic Institute Techo Sen Svayrieng	523	265	-	-	-	-
35	Regional Polytechnic Institute Techo Sen Takeo	0	0	-	-	-	-
36	Rolang Vocational Training School	1	0	-	-	-	-
37	Stung Treng Provincial Training Center	170	139	-	-	-	-
38	Tboung Khmom Provincial Training Center	464	234	-	-	-	-
39	Vocational Training Center Of Preah Vihea Yalay	170	133	-	-	-	-
40	NGO and Private Training Providers	0	0	-	-	-	-
<b>Whole Country</b>		<b>11,417</b>	<b>5,452</b>	-	-	-	-

**Table 10 B - C1 Enrollment by Institution**

No.	Institution	Enrollment		Drop Out		Graduation	
		Total	Female	Total	Female	Total	Female
1	Banteay Meanchey Provincial Training Center	25	2	-	-	-	-
2	Battambang Institute Of Technology	0	0	-	-	-	-
3	Beng Nimol Vocational Training School	0	0	-	-	-	-
4	Cambodia India Entrepreneurship Development Institute	90	16	-	-	-	-
5	Cambodian Thai Skill Development Institute	155	31	-	-	-	-
6	Centre National De La Soie (national Silk Center)	0	0	-	-	-	-
7	Chantiers Ecoles De Formation Professionelle	0	0	-	-	-	-
8	Industrial Technical Institute	179	10	-	-	-	-
9	Jvc Technical School & Workshop	0	0	-	-	-	-
10	Kampong Cham Provincial Training Center	205	143	-	-	-	-
11	Kandal Provincial Training Center	68	25	-	-	-	-
12	Kep Provincial Training Center	0	0	-	-	-	-
13	Koh Kong Provincial Training Center	48	16	-	-	-	-
14	Kompong Chhannq Provincial Training Center	0	0	-	-	-	-
15	Kompong Speu Provincial Training Center	145	19	-	-	-	-
16	Kompong Thom Provincial Training Center	8	4	-	-	-	-
17	Kratie Provincial Training Center	16	0	-	-	-	-
18	Mondulkiri Provincial Training Center	0	0	-	-	-	-
19	National Institute Of Business	0	0	-	-	-	-
20	National Polytechnic Institute Of Cambodia	0	0	-	-	-	-
21	National Technical Training Institute	0	0	-	-	-	-
22	National Vocation Institute Of Battambang	117	47	-	-	-	-
23	Pailin Provincial Training Center	0	0	-	-	-	-
24	Polytechnic Institute Of Preah Sihanouk	158	41	-	-	-	-
25	Preah Kossomak Polytechnic Institute	114	1	-	-	-	-
26	Prear Vihea Provincial Training Center	0	0	-	-	-	-
27	Prey Veng Provincial Training Center	0	0	-	-	-	-
28	Provincial Training Center	0	0	-	-	-	-
29	Pursat Provincial Training Center	141	44	-	-	-	-
30	Ratanakiri Provincial Training Center	0	0	-	-	-	-
31	Regional Polytechnic Institute Techo Sen Battambang	95	9	-	-	-	-
32	Regional Polytechnic Institute Techo Sen Kampot	40	2	-	-	-	-
33	Regional Polytechnic Institute Techo Sen Siem Reap	100	38	-	-	-	-
34	Regional Polytechnic Institute Techo Sen Svayrieng	243	83	-	-	-	-
35	Regional Polytechnic Institute Techo Sen Takeo	0	0	-	-	-	-
36	Rolang Vocational Training School	0	0	-	-	-	-
37	Stung Treng Provincial Training Center	0	0	-	-	-	-
38	Tboung Khmom Provincial Training Center	0	0	-	-	-	-
39	Vocational Training Center Of Preah Vihea Yalay	0	0	-	-	-	-
40	NGO and Private Training Providers	0	0	-	-	-	-
<b>Whole Country</b>		<b>1,947</b>	<b>531</b>	-	-	-	-

**Table 10 C - C2 Enrollment by Institution**

No.	Institution	Enrollment		Drop Out		Graduation	
		Total	Female	Total	Female	Total	Female
1	Banteay Meanchey Provincial Training Center	2	0	-	-	-	-
2	Battambang Institute Of Technology	53	4	-	-	-	-
3	Beng Nimol Vocational Training School	0	0	-	-	-	-
4	Cambodia India Entrepreneurship Development Institute	8	0	-	-	-	-
5	Cambodian Thai Skill Development Institute	0	0	-	-	-	-
6	Centre National De La Soie (national Silk Center)	0	0	-	-	-	-
7	Chantiers Ecoles De Formation Professionelle	63	9	-	-	-	-
8	Industrial Technical Institute	32	0	-	-	-	-
9	Jvc Technical School & Workshop	0	0	-	-	-	-
10	Kampong Cham Provincial Training Center	0	0	-	-	-	-
11	Kandal Provincial Training Center	0	0	-	-	-	-
12	Kep Provincial Training Center	0	0	-	-	-	-
13	Koh Kong Provincial Training Center	0	0	-	-	-	-
14	Kompong Chhannng Provincial Training Center	9	1	-	-	-	-
15	Kompong Speu Provincial Training Center	58	11	-	-	-	-
16	Kompong Thom Provincial Training Center	4	0	-	-	-	-
17	Kratie Provincial Training Center	0	0	-	-	-	-
18	Mondulkiri Provincial Training Center	0	0	-	-	-	-
19	National Institute Of Business	0	0	-	-	-	-
20	National Polytechnic Institute Of Cambodia	0	0	-	-	-	-
21	National Technical Training Institute	0	0	-	-	-	-
22	National Vocation Institute Of Battambang	0	0	-	-	-	-
23	Pailin Provincial Training Center	0	0	-	-	-	-
24	Polytechnic Institute Of Preah Sihanouk	52	12	-	-	-	-
25	Preah Kossomak Polytechnic Institute	75	4	-	-	-	-
26	Prear Vihea Provincial Training Center	0	0	-	-	-	-
27	Prey Veng Provincial Training Center	0	0	-	-	-	-
28	Provincial Training Center	0	0	-	-	-	-
29	Pursat Provincial Training Center	0	0	-	-	-	-
30	Ratanakiri Provincial Training Center	0	0	-	-	-	-
31	Regional Polytechnic Institute Techo Sen Battambang	41	8	-	-	-	-
32	Regional Polytechnic Institute Techo Sen Kampot	8	0	-	-	-	-
33	Regional Polytechnic Institute Techo Sen Siem Reap	31	17	-	-	-	-
34	Regional Polytechnic Institute Techo Sen Svayrieng	17	0	-	-	-	-
35	Regional Polytechnic Institute Techo Sen Takeo	0	0	-	-	-	-
36	Rolang Vocational Training School	0	0	-	-	-	-
37	Stung Treng Provincial Training Center	0	0	-	-	-	-
38	Tboung Khmom Provincial Training Center	0	0	-	-	-	-
39	Vocational Training Center Of Preah Vihea Yalay	0	0	-	-	-	-
40	NGO and Private Training Providers	0	0	-	-	-	-
<b>Whole Country</b>		<b>453</b>	<b>66</b>	-	-	-	-

**Table 10 D - C3 Enrollment by Institution**

No.	Institution	Enrollment		Drop Out		Graduation	
		Total	Female	Total	Female	Total	Female
1	Banteay Meanchey Provincial Training Center	0	0	-	-	-	-
2	Battambang Institute Of Technology	44	8	-	-	-	-
3	Beng Nimol Vocational Training School	0	0	-	-	-	-
4	Cambodia India Entrepreneurship Development Institute	20	1	-	-	-	-
5	Cambodian Thai Skill Development Institute	0	0	-	-	-	-
6	Centre National De La Soie (national Silk Center)	0	0	-	-	-	-
7	Chantiers Ecoles De Formation Professionelle	28	1	-	-	-	-
8	Industrial Technical Institute	25	1	-	-	-	-
9	Jvc Technical School & Workshop	0	0	-	-	-	-
10	Kampong Cham Provincial Training Center	0	0	-	-	-	-
11	Kandal Provincial Training Center	0	0	-	-	-	-
12	Kep Provincial Training Center	0	0	-	-	-	-
13	Koh Kong Provincial Training Center	0	0	-	-	-	-
14	Kompong Chhang Provincial Training Center	0	0	-	-	-	-
15	Kompong Speu Provincial Training Center	22	3	-	-	-	-
16	Kompong Thom Provincial Training Center	7	3	-	-	-	-
17	Kratie Provincial Training Center	0	0	-	-	-	-
18	Monduliri Provincial Training Center	0	0	-	-	-	-
19	National Institute Of Business	0	0	-	-	-	-
20	National Polytechnic Institute Of Cambodia	0	0	-	-	-	-
21	National Technical Training Institute	0	0	-	-	-	-
22	National Vocation Institute Of Battambang	0	0	-	-	-	-
23	Pailin Provincial Training Center	0	0	-	-	-	-
24	Polytechnic Institute Of Preah Sihanouk	17	3	-	-	-	-
25	Preah Kossomak Polytechnic Institute	35	2	-	-	-	-
26	Prear Vihea Provincial Training Center	0	0	-	-	-	-
27	Prey Veng Provincial Training Center	0	0	-	-	-	-
28	Provincial Training Center	0	0	-	-	-	-
29	Pursat Provincial Training Center	0	0	-	-	-	-
30	Ratanakiri Provincial Training Center	0	0	-	-	-	-
31	Regional Polytechnic Institute Techo Sen Battambang	33	5	-	-	-	-
32	Regional Polytechnic Institute Techo Sen Kampot	27	3	-	-	-	-
33	Regional Polytechnic Institute Techo Sen Siem Reap	16	12	-	-	-	-
34	Regional Polytechnic Institute Techo Sen Svayrieng	0	0	-	-	-	-
35	Regional Polytechnic Institute Techo Sen Takeo	0	0	-	-	-	-
36	Rolang Vocational Training School	0	0	-	-	-	-
37	Stung Treng Provincial Training Center	0	0	-	-	-	-
38	Tboung Khmom Provincial Training Center	0	0	-	-	-	-
39	Vocational Training Center Of Preah Vihea Yalay	0	0	-	-	-	-
40	NGO and Private Training Providers	0	0	-	-	-	-
<b>Whole Country</b>		<b>274</b>	<b>42</b>	<b>-</b>	<b>-</b>	<b>-</b>	<b>-</b>



**Table 10 E - Diploma Enrollment by Institution**

No.	Institution	Enrollment		Drop Out		Graduation	
		Total	Female	Total	Female	Total	Female
1	Banteay Meanchey Provincial Training Center	40	13	-	-	-	-
2	Battambang Institute Of Technology	33	3	-	-	-	-
3	Beng Nimol Vocational Training School	0	0	-	-	-	-
4	Cambodia India Entrepreneurship Development Institute	308	124	-	-	-	-
5	Cambodian Thai Skill Development Institute	217	29	-	-	-	-
6	Centre National De La Soie (national Silk Center)	0	0	-	-	-	-
7	Chantiers Ecoles De Formation Professionelle	61	7	-	-	-	-
8	Industrial Technical Institute	869	34	-	-	-	-
9	Jvc Technical School & Workshop	345	25	-	-	-	-
10	Kampong Cham Provincial Training Center	248	160	-	-	-	-
11	Kandal Provincial Training Center	22	5	-	-	-	-
12	Kep Provincial Training Center	0	0	-	-	-	-
13	Koh Kong Provincial Training Center	0	0	-	-	-	-
14	Kompong Chhang Provincial Training Center	23	12	-	-	-	-
15	Kompong Speu Provincial Training Center	197	56	-	-	-	-
16	Kompong Thom Provincial Training Center	141	88	-	-	-	-
17	Kratie Provincial Training Center	0	0	-	-	-	-
18	Monduliri Provincial Training Center	0	0	-	-	-	-
19	National Institute Of Business	189	82	-	-	-	-
20	National Polytechnic Institute Of Cambodia	674	72	-	-	-	-
21	National Technical Training Institute	1,794	85	-	-	-	-
22	National Vocation Institute Of Battambang	0	0	-	-	-	-
23	Pailin Provincial Training Center	0	0	-	-	-	-
24	Polytechnic Institute Of Preah Sihanouk	225	46	-	-	-	-
25	Preah Kossomak Polytechnic Institute	1,341	94	-	-	-	-
26	Prear Vihea Provincial Training Center	0	0	-	-	-	-
27	Prey Veng Provincial Training Center	0	0	-	-	-	-
28	Provincial Training Center	0	0	-	-	-	-
29	Pursat Provincial Training Center	331	143	-	-	-	-
30	Ratanakiri Provincial Training Center	0	0	-	-	-	-
31	Regional Polytechnic Institute Techo Sen Battambang	136	38	-	-	-	-
32	Regional Polytechnic Institute Techo Sen Kampot	478	121	-	-	-	-
33	Regional Polytechnic Institute Techo Sen Siem Reap	230	25	-	-	-	-
34	Regional Polytechnic Institute Techo Sen Svayrieng	555	168	-	-	-	-
35	Regional Polytechnic Institute Techo Sen Takeo	46	10	-	-	-	-
36	Rolang Vocational Training School	0	0	-	-	-	-
37	Stung Treng Provincial Training Center	0	0	-	-	-	-
38	Tboung Khmom Provincial Training Center	0	0	-	-	-	-
39	Vocational Training Center Of Preah Vihea Yalay	0	0	-	-	-	-
40	NGO and Private Training Providers	0	0	-	-	-	-
<b>Whole Country</b>		<b>8,503</b>	<b>1,440</b>	-	-	-	-

**Table 10 F - Bachelor Enrollment by Institution**

No.	Institution	Enrollment		Drop Out		Graduation	
		Total	Female	Total	Female	Total	Female
1	Banteay Meanchey Provincial Training Center	0	0	-	-	-	-
2	Battambang Institute Of Technology	0	0	-	-	-	-
3	Beng Nimol Vocational Training School	0	0	-	-	-	-
4	Cambodia India Entrepreneurship Development Institute	729	309	-	-	-	-
5	Cambodian Thai Skill Development Institute	0	0	-	-	-	-
6	Centre National De La Soie (national Silk Center)	0	0	-	-	-	-
7	Chantiers Ecoles De Formation Professionnelle	0	0	-	-	-	-
8	Industrial Technical Institute	465	72	-	-	-	-
9	Jvc Technical School & Workshop	0	0	-	-	-	-
10	Kampong Cham Provincial Training Center	0	0	-	-	-	-
11	Kandal Provincial Training Center	0	0	-	-	-	-
12	Kep Provincial Training Center	0	0	-	-	-	-
13	Koh Kong Provincial Training Center	0	0	-	-	-	-
14	Kompong Chhanng Provincial Training Center	0	0	-	-	-	-
15	Kompong Speu Provincial Training Center	0	0	-	-	-	-
16	Kompong Thom Provincial Training Center	0	0	-	-	-	-
17	Kratie Provincial Training Center	0	0	-	-	-	-
18	Mondulkiri Provincial Training Center	0	0	-	-	-	-
19	National Institute Of Business	2,923	1,651	-	-	-	-
20	National Polytechnic Institute Of Cambodia	2,028	188	-	-	-	-
21	National Technical Training Institute	6,243	332	-	-	-	-
22	National Vocation Institute Of Battambang	0	0	-	-	-	-
23	Pailin Provincial Training Center	0	0	-	-	-	-
24	Polytechnic Institute Of Preah Sihanouk	28	17	-	-	-	-
25	Preah Kossomak Polytechnic Institute	2,484	405	-	-	-	-
26	Prear Vihea Provincial Training Center	0	0	-	-	-	-
27	Prey Veng Provincial Training Center	0	0	-	-	-	-
28	Provincial Training Center	0	0	-	-	-	-
29	Pursat Provincial Training Center	0	0	-	-	-	-
30	Ratanakiri Provincial Training Center	0	0	-	-	-	-
31	Regional Polytechnic Institute Techo Sen Battambang	262	79	-	-	-	-
32	Regional Polytechnic Institute Techo Sen Kampot	1,283	758	-	-	-	-
33	Regional Polytechnic Institute Techo Sen Siem Reap	45	30	-	-	-	-
34	Regional Polytechnic Institute Techo Sen Svayrieng	50	27	-	-	-	-
35	Regional Polytechnic Institute Techo Sen Takeo	0	0	-	-	-	-
36	Rolang Vocational Training School	0	0	-	-	-	-
37	Stung Treng Provincial Training Center	0	0	-	-	-	-
38	Tboung Khmom Provincial Training Center	0	0	-	-	-	-
39	Vocational Training Center Of Preah Vihea Yalay	0	0	-	-	-	-
40	NGO and Private Training Providers	0	0	-	-	-	-
<b>Whole Country</b>		<b>16,540</b>	<b>3,868</b>	-	-	-	-

**Table 10 G - Master Enrollment by Institution**

No.	Institution	Enrollment		Drop Out		Graduation	
		Total	Female	Total	Female	Total	Female
1	Banteay Meanchey Provincial Training Center	0	0	-	-	-	-
2	Battambang Institute Of Technology	0	0	-	-	-	-
3	Beng Nimol Vocational Training School	0	0	-	-	-	-
4	Cambodia India Entrepreneurship Development Institute	0	0	-	-	-	-
5	Cambodian Thai Skill Development Institute	0	0	-	-	-	-
6	Centre National De La Soie (national Silk Center)	0	0	-	-	-	-
7	Chantiers Ecoles De Formation Professionelle	0	0	-	-	-	-
8	Industrial Technical Institute	0	0	-	-	-	-
9	Jvc Technical School & Workshop	0	0	-	-	-	-
10	Kampong Cham Provincial Training Center	0	0	-	-	-	-
11	Kandal Provincial Training Center	0	0	-	-	-	-
12	Kep Provincial Training Center	0	0	-	-	-	-
13	Koh Kong Provincial Training Center	0	0	-	-	-	-
14	Kompong Chhannng Provincial Training Center	0	0	-	-	-	-
15	Kompong Speu Provincial Training Center	0	0	-	-	-	-
16	Kompong Thom Provincial Training Center	0	0	-	-	-	-
17	Kratie Provincial Training Center	0	0	-	-	-	-
18	Mondulkiri Provincial Training Center	0	0	-	-	-	-
19	National Institute Of Business	0	0	-	-	-	-
20	National Polytechnic Institute Of Cambodia	0	0	-	-	-	-
21	National Technical Training Institute	73	2	-	-	-	-
22	National Vocation Institute Of Battambang	0	0	-	-	-	-
23	Pailin Provincial Training Center	0	0	-	-	-	-
24	Polytechnic Institute Of Preah Sihanouk	0	0	-	-	-	-
25	Preah Kossomak Polytechnic Institute	0	0	-	-	-	-
26	Prear Vihea Provincial Training Center	0	0	-	-	-	-
27	Prey Veng Provincial Training Center	0	0	-	-	-	-
28	Provincial Training Center	0	0	-	-	-	-
29	Pursat Provincial Training Center	0	0	-	-	-	-
30	Ratanakiri Provincial Training Center	0	0	-	-	-	-
31	Regional Polytechnic Institute Techo Sen Battambang	0	0	-	-	-	-
32	Regional Polytechnic Institute Techo Sen Kampot	0	0	-	-	-	-
33	Regional Polytechnic Institute Techo Sen Siem Reap	0	0	-	-	-	-
34	Regional Polytechnic Institute Techo Sen Svayrieng	0	0	-	-	-	-
35	Regional Polytechnic Institute Techo Sen Takeo	0	0	-	-	-	-
36	Rolang Vocational Training School	0	0	-	-	-	-
37	Stung Treng Provincial Training Center	0	0	-	-	-	-
38	Tboung Khmom Provincial Training Center	0	0	-	-	-	-
39	Vocational Training Center Of Preah Vihea Yalay	0	0	-	-	-	-
40	NGO and Private Training Providers	0	0	-	-	-	-
<b>Whole Country</b>		<b>73</b>	<b>2</b>	-	-	-	-

**Table 10 H - PhD Enrollment by Institution**

No.	Institution	Enrollment		Drop Out		Graduation	
		Total	Female	Total	Female	Total	Female
1	Banteay Meanchey Provincial Training Center	0	0	-	-	-	-
2	Battambang Institute Of Technology	0	0	-	-	-	-
3	Battambang Prey Kon Kla Provincial Training Center	0	0	-	-	-	-
4	Beng Nimol Vocational Training School	0	0	-	-	-	-
5	Cambodia India Entrepreneurship Development Institute	0	0	-	-	-	-
6	Cambodian Thai Skill Development Center	0	0	-	-	-	-
7	Centre National De La Soie (national Silk Center)	0	0	-	-	-	-
8	Chantiers Ecoles De Formation Professionelle	0	0	-	-	-	-
9	Industrial Technical Institute	0	0	-	-	-	-
10	JVC Technical School & Workshop	0	0	-	-	-	-
11	Kampong Cham Provincial Training Center	0	0	-	-	-	-
12	Kandal Provincial Training Center	0	0	-	-	-	-
13	Kep Provincial Training Center	0	0	-	-	-	-
14	Koh Kong Provincial Training Center	0	0	-	-	-	-
15	Kompong Chhannng Provincial Training Center	0	0	-	-	-	-
16	Kompong Speu Provincial Training Center	0	0	-	-	-	-
17	Kompong Thom Provincial Training Center	0	0	-	-	-	-
18	Kratie Provincial Training Center	0	0	-	-	-	-
19	Mondulkiri Provincial Training Center	0	0	-	-	-	-
20	National Institute Of Business	0	0	-	-	-	-
21	National Polytechnic Institute Of Cambodia	0	0	-	-	-	-
22	National Technical Training Institute	0	0	-	-	-	-
23	Pailin Provincial Training Center	0	0	-	-	-	-
24	Preah Kossomak Polytechnic Institute	0	0	-	-	-	-
25	Preah Sihanouk Provincial Training Center	0	0	-	-	-	-
26	Prear Vihea Provincial Training Center	0	0	-	-	-	-
27	Prey Veng Provincial Training Center	0	0	-	-	-	-
28	Provincial Training Center of Otdar Meanchey	0	0	-	-	-	-
29	Pursat Provincial Training Center	0	0	-	-	-	-
30	Ratanakiri Provincial Training Center	0	0	-	-	-	-
31	Regional Polytechnic Institute Techo Sen Battambang	0	0	-	-	-	-
32	Regional Polytechnic Institute Techo Sen Kampot	0	0	-	-	-	-
33	Regional Polytechnic Institute Techo Sen Siem Reap	0	0	-	-	-	-
34	Regional Polytechnic Institute Techo Sen Svayrieng	0	0	-	-	-	-
35	Regional Polytechnic Institute Techo Sen Takeo	0	0	-	-	-	-
36	Rolang Vocational Training School	0	0	-	-	-	-
37	Stung Treng Provincial Training Center	0	0	-	-	-	-
38	Tbong Khmum Provincial Training Center	0	0	-	-	-	-
39	Vocational Training Center Of Preah Vihea Yalay	0	0	-	-	-	-
40	NGOs & private training providers	0	0	-	-	-	-
<b>Whole Country</b>		<b>0</b>	<b>0</b>	<b>-</b>	<b>-</b>	<b>-</b>	<b>-</b>

**Table 11 - Institution Staff by Education Qualification and Pedagogical Training by Institution**

No.	Institution	Grand Total	Teaching Staff Total	Teaching Staff									Non Teaching Staff Total	Non Teaching Staff										Teaching Staff with Pedagogy Training		
				Prim.	L.Sec	U.Sec	Short	Cert.	Dipl.	Bach.	Master	PhD		Prim.	L.Sec	U.Sec	Short	Cert.	Dipl.	Bach.	Master	PhD	NONE	Junior	Senior	
1	Banteay Meanchey Provincial Training Center	159	136	1	0	64	44	0	5	20	2	0	23	0	0	12	4	0	0	6	1	0	112	7	17	
2	Battambang Institute Of Technology	51	44	0	0	42	0	0	0	1	1	0	7	0	0	4	0	0	1	0	2	0	1	28	15	
3	Battambang Prey Kon Kla Provincial Training Center	55	47	0	2	24	12	0	2	7	0	0	8	0	1	3	0	0	2	2	0	0	28	4	15	
4	Beng Nimol Vocational Training School	132	53	0	0	0	7	1	13	24	8	0	79	0	0	0	8	0	8	49	14	0	15	1	37	
5	Cambodia India Entrepreneurship Development Institute	65	29	0	0	3	2	0	6	16	2	0	36	1	0	8	3	0	5	16	3	0	5	7	17	
6	Cambodian Thai Skill Development Center	20	12	0	0	5	0	0	0	7	0	0	8	0	0	2	1	0	0	5	0	0	12	0	0	
7	Centre National De La Soie (national Silk Center)	48	18	0	2	5	8	0	1	1	1	0	30	0	0	10	0	0	5	13	2	0	10	3	5	
8	Chantiers Ecoles De Formation Professionnelle	150	96	0	0	27	8	1	31	26	3	0	54	0	0	14	0	2	9	18	11	0	23	46	27	
9	Industrial Technical Institute	41	15	0	0	0	2	2	4	6	1	0	26	0	0	5	0	4	10	7	0	0	6	4	5	
10	JVC Technical School & Workshop	62	33	0	1	12	8	0	1	11	0	0	29	0	0	16	6	0	0	6	1	0	11	5	17	
11	Kampong Cham Provincial Training Center	136	8	0	0	6	2	0	0	0	0	0	128	0	6	62	1	0	30	25	4	0	4	0	4	
12	Kandal Provincial Training Center	68	50	1	2	28	10	0	0	9	0	0	18	0	0	14	4	0	0	0	0	0	20	3	27	
13	Kep Provincial Training Center	86	19	1	0	16	0	0	1	1	0	0	67	0	1	32	3	0	6	25	0	0	14	2	3	
14	Koh Kong Provincial Training Center	94	73	1	5	66	0	0	1	0	0	0	21	1	1	13	0	0	1	4	1	0	13	17	43	
15	Kompong Chhannng Provincial Training Center	74	44	0	1	37	0	0	1	5	0	0	30	0	1	21	0	0	0	6	2	0	15	13	16	
16	Kompong Speu Provincial Training Center	223	191	14	27	56	65	0	8	19	2	0	32	5	2	21	3	0	0	1	0	0	139	23	29	
17	Kompong Thom Provincial Training Center	72	56	1	5	21	17	0	3	9	0	0	16	0	1	12	0	0	1	2	0	0	37	6	13	
18	Kratie Provincial Training Center	93	39	5	10	12	6	4	0	2	0	0	54	9	9	20	2	0	0	14	0	0	33	1	5	
19	Monduliri Provincial Training Center	80	17	0	0	15	0	0	0	0	2	0	63	0	0	23	0	0	0	11	29	0	0	1	16	
20	National Institute Of Business	201	66	0	0	6	3	0	2	37	18	0	135	15	4	15	10	0	9	55	25	2	22	4	40	
21	National Polytechnic Institute Of Cambodia	106	23	1	0	0	0	0	1	15	5	1	83	1	1	35	0	0	2	23	21	0	1	7	15	
22	National Technical Training Institute	58	47	0	0	28	0	2	0	17	0	0	11	0	0	7	1	0	0	2	1	0	1	19	27	
23	Pailin Provincial Training Center	25	12	0	0	6	0	0	4	2	0	0	13	0	1	11	0	0	0	1	0	0	4	4	4	
24	Preah Kossomak Polytechnic Institute	151	72	1	7	44	0	0	4	12	4	0	79	1	11	53	0	0	2	9	3	0	30	14	28	
25	Preah Sihanouk Provincial Training Center	119	14	0	0	13	0	0	0	1	0	0	105	0	0	15	3	0	3	53	31	0	13	1	0	
26	Prear Vihea Provincial Training Center	188	140	17	55	51	7	1	0	9	0	0	48	1	3	34	3	0	1	6	0	0	134	0	6	
27	Prey Veng Provincial Training Center	58	25	0	1	4	7	1	1	10	1	0	33	1	3	11	2	0	3	12	1	0	14	3	8	
28	Provincial Training Center of Otdar Meanchey	56	47	0	0	1	26	0	9	11	0	0	9	0	0	1	0	0	1	7	0	0	38	2	7	

**Table 11 - Institution Staff by Education Qualification and Pedagogical Training by Institution**

No.	Institution	Grand Total	Teaching Staff Total	Teaching Staff									Non Teaching Staff Total	Non Teaching Staff										Teaching Staff with Pedagogical Training		
				Prim.	L.Sec	U.Sec	Short	Cert.	Dipl.	Bach.	Master	PhD		Prim.	L.Sec	U.Sec	Short	Cert.	Dipl.	Bach.	Master	PhD	NONE	Junior	Senior	
29	Pursat Provincial Training Center	129	124	2	8	76	14	0	4	20	0	0	5	0	0	3	0	0	1	1	0	0	74	8	42	
30	Ratanakiri Provincial Training Center	149	113	14	34	14	36	0	1	14	0	0	36	1	1	10	9	0	3	12	0	0	97	3	13	
31	Regional Polytechnic Institute Techo Sen Battambang	120	83	3	1	9	15	0	1	46	8	0	37	0	0	3	3	0	0	22	9	0	20	1	62	
32	Regional Polytechnic Institute Techo Sen Kampot	87	27	0	0	8	1	0	2	13	3	0	60	0	0	49	0	0	3	7	1	0	0	3	24	
33	Regional Polytechnic Institute Techo Sen Siem Reap	132	96	0	1	3	7	0	7	72	6	0	36	0	1	0	2	0	1	28	4	0	12	13	71	
34	Regional Polytechnic Institute Techo Sen Svayrieng	126	104	0	5	49	24	0	2	23	1	0	22	0	0	4	5	0	2	7	4	0	54	10	40	
35	Regional Polytechnic Institute Techo Sen Takeo	136	103	0	0	53	8	0	3	32	6	1	33	1	0	16	1	4	1	9	1	0	34	32	37	
36	Rolang Vocational Training School	33	28	0	3	24	0	0	0	1	0	0	5	1	0	1	0	0	1	2	0	0	12	2	14	
37	Stung Treng Provincial Training Center	60	43	2	2	23	5	0	1	9	1	0	17	0	0	2	3	0	8	3	1	0	25	7	11	
38	Tbong Khmum Provincial Training Center			2	23	20	1	0	2	24	1	0		0	2	3	0	0	3	5	0	0	57	0	16	
39	Vocational Training Center Of Preah Vihea Yalay	24	11	0	0	8	0	0	0	3	0	0	13	0	1	10	0	0	0	2	0	0	4	2	5	
40	NGOs & private training providers			0	0	0	0	0	0	0	0	0		0	0	0	0	0	0	0	0	0	0	0	0	
<b>Whole Country</b>		<b>3,753</b>	<b>2,231</b>	<b>66</b>	<b>195</b>	<b>879</b>	<b>345</b>	<b>12</b>	<b>121</b>	<b>535</b>	<b>76</b>	<b>2</b>	<b>1,522</b>	<b>38</b>	<b>50</b>	<b>575</b>	<b>77</b>	<b>10</b>	<b>122</b>	<b>476</b>	<b>172</b>	<b>2</b>	<b>1,144</b>	<b>306</b>	<b>781</b>	

Prim. = Primary School

L.Sec = Lower Secondary School

U.Sec = Upper Secondary School

Short = Short Course

Cert. = Certificate Level Course (Level 1, 2 and 3)

Dipl. = Diploma

Bach. = Bachelor

Staff Pedagogy - NONE = No pedagogical training.

Staff Pedagogy - Junior= Staff with Basic pedagogical training and qualified to teach Diploma level and below.

Staff Pedagogy - Senior= Staff with Advance pedagogical training and qualified to teach Bachelor level and below.

**Table 12 - Institution Non Teaching Staff by Functions by Institution**

No.	Institution	Total	Director	D. Director	Admin	Account	Planning	Equipment Maint.	Facility Maint.	Community Development Specialist	Curriculum Writer	Academic Affair	Librarian	Driver	Other
1	Banteay Meanchey Provincial Training Center	21	1	1	0	1	0	0	0	0	0	0	0	0	18
2	Battambang Institute Of Technology	7	1	1	3	1	0	0	0	0	0	0	1	0	0
3	Battambang Prey Kon Kla Provincial Training Center	8	1	2	0	0	0	0	0	0	0	1	0	0	4
4	Beng Nimol Vocational Training School	79	1	3	4	4	3	2	0	0	0	5	0	0	57
5	Cambodia India Entrepreneurship Development Institute	36	1	1	12	2	2	0	0	0	2	8	0	0	8
6	Cambodian Thai Skill Development Center	8	1	0	2	1	1	0	0	0	0	1	0	0	2
7	Centre National De La Soie (national Silk Center)	30	1	0	2	1	0	0	0	0	8	18	0	0	0
8	Chantiers Ecoles De Formation Professionelle	54	1	2	6	5	0	3	0	0	0	12	0	0	25
9	Industrial Technical Institute	26	1	2	2	1	0	0	0	0	0	6	1	0	13
10	JVC Technical School & Workshop	29	1	2	3	4	1	1	0	2	2	2	0	0	11
11	Kampong Cham Provincial Training Center	128	1	2	12	4	2	1	1	11	3	38	0	0	53
12	Kandal Provincial Training Center	18	1	1	5	4	5	0	0	1	0	0	0	0	1
13	Kep Provincial Training Center	67	1	2	6	0	1	0	0	0	8	0	0	0	49
14	Koh Kong Provincial Training Center	21	1	2	1	2	0	3	1	6	0	0	0	0	5
15	Kompong Chhannng Provincial Training Center	30	1	2	9	1	1	2	1	3	0	5	0	0	5
16	Kompong Speu Provincial Training Center	32	1	1	3	5	3	0	0	1	1	3	0	0	14
17	Kompong Thom Provincial Training Center	16	1	2	0	0	1	0	0	0	0	2	0	0	10
18	Kratie Provincial Training Center	54	2	2	2	0	0	0	1	11	0	31	0	0	5
19	Mondulhiri Provincial Training Center	63	1	3	3	3	1	1	0	0	0	49	2	0	0
20	National Institute Of Business	135	1	4	11	12	4	12	0	0	3	11	3	11	63
21	National Polytechnic Institute Of Cambodia	83	1	3	10	2	3	2	0	0	3	34	1	0	24
22	National Technical Training Institute	11	1	2	3	1	0	1	0	2	1	0	0	0	0
23	Pailin Provincial Training Center	13	1	1	4	2	0	0	0	2	0	1	0	0	2
24	Preah Kossomak Polytechnic Institute	79	1	1	9	1	1	0	0	56	1	4	0	0	5
25	Preah Sihanouk Provincial Training Center	105	0	1	12	2	1	0	0	0	3	6	1	0	79
26	Prear Vihea Provincial Training Center	48	1	0	3	0	2	0	0	2	2	9	0	0	29
27	Prey Veng Provincial Training Center	33	1	1	1	1	0	0	0	9	0	1	0	0	19
28	Provincial Training Center of Otdar Meanchey	9	1	1	1	1	0	0	0	0	0	0	0	0	5
29	Pursat Provincial Training Center	5	1	2	0	1	0	0	0	1	0	0	0	0	0

**Table 12 - Institution Non Teaching Staff by Functions by Institution**

No.	Institution	Total	Director	D. Director	Admin	Account	Planning	Equipment Maint.	Facility Maint.	Community Development Specialist	Curriculum Writer	Academic Affair	Librarian	Driver	Other
30	Ratanakiri Provincial Training Center	36	0	0	3	3	0	0	0	2	1	4	0	0	23
31	Regional Polytechnic Institute Techo Sen Battambang	37	2	3	4	2	0	0	0	6	5	6	2	0	7
32	Regional Polytechnic Institute Techo Sen Kampot	60	1	2	13	7	0	0	0	10	2	11	0	0	14
33	Regional Polytechnic Institute Techo Sen Siem Reap	36	1	1	19	5	1	0	1	0	0	0	2	0	6
34	Regional Polytechnic Institute Techo Sen Svayrieng	22	1	3	1	3	2	0	0	1	0	2	0	0	9
35	Regional Polytechnic Institute Techo Sen Takeo	33	5	4	5	1	1	0	0	1	0	6	0	3	7
36	Rolang Vocational Training School	5	1	2	2	0	0	0	0	0	0	0	0	0	0
37	Stung Treng Provincial Training Center	17	1	1	2	4	1	0	0	3	1	0	0	0	4
38	Tbong Khmum Provincial Training Center		0	0	2	0	0	0	0	0	1	1	0	0	9
39	Vocational Training Center Of Preah Vihea Yalay	13	1	1	1	0	1	0	0	0	0	1	0	0	8
40	NGOs & private training providers		0	0	0	0	0	0	0	0	0	0	0	0	0
<b>Whole Country</b>		<b>1,522</b>	<b>44</b>	<b>64</b>	<b>181</b>	<b>87</b>	<b>38</b>	<b>28</b>	<b>5</b>	<b>130</b>	<b>47</b>	<b>278</b>	<b>13</b>	<b>14</b>	<b>593</b>



**Table 13 A - Non- Formal Student Age 15-19 by Institution**

No.	Institution	Enrollment		Drop Out		Graduation	
		Total	Female	Total	Female	Total	Female
1	Banteay Meanchey Provincial Training Center	217	53	-	-	-	-
2	Battambang Institute Of Technology	109	6	-	-	-	-
3	Battambang Prey Kon Kla Provincial Training Center	144	82	-	-	-	-
4	Beng Nimol Vocational Training School	279	54	-	-	-	-
5	Cambodia India Entrepreneurship Development Institute	21	16	-	-	-	-
6	Cambodian Thai Skill Development Center	69	18	-	-	-	-
7	Centre National De La Soie (national Silk Center)	109	17	-	-	-	-
8	Chantiers Ecoles De Formation Professionelle	247	7	-	-	-	-
9	Industrial Technical Institute	0	0	-	-	-	-
10	JVC Technical School & Workshop	108	89	-	-	-	-
11	Kampong Cham Provincial Training Center	123	57	-	-	-	-
12	Kandal Provincial Training Center	127	94	-	-	-	-
13	Kep Provincial Training Center	0	0	-	-	-	-
14	Koh Kong Provincial Training Center	86	41	-	-	-	-
15	Kompong Chhannq Provincial Training Center	177	66	-	-	-	-
16	Kompong Speu Provincial Training Center	51	15	-	-	-	-
17	Kompong Thom Provincial Training Center	188	117	-	-	-	-
18	Kratie Provincial Training Center	130	83	-	-	-	-
19	Monduliri Provincial Training Center	0	0	-	-	-	-
20	National Institute Of Business	104	14	-	-	-	-
21	National Polytechnic Institute Of Cambodia	0	0	-	-	-	-
22	National Technical Training Institute	103	48	-	-	-	-
23	Pailin Provincial Training Center	210	93	-	-	-	-
24	Preah Kossomak Polytechnic Institute	204	119	-	-	-	-
25	Preah Sihanouk Provincial Training Center	0	0	-	-	-	-
26	Prear Vihea Provincial Training Center	217	95	-	-	-	-
27	Prey Veng Provincial Training Center	82	59	-	-	-	-
28	Provincial Training Center of Otdar Meanchey	30	11	-	-	-	-
29	Pursat Provincial Training Center	62	26	-	-	-	-
30	Ratanakiri Provincial Training Center	20	9	-	-	-	-
31	Regional Polytechnic Institute Techo Sen Battambang	250	157	-	-	-	-
32	Regional Polytechnic Institute Techo Sen Kampot	193	118	-	-	-	-
33	Regional Polytechnic Institute Techo Sen Siem Reap	165	64	-	-	-	-
34	Regional Polytechnic Institute Techo Sen Svayrieng	111	49	-	-	-	-
35	Regional Polytechnic Institute Techo Sen Takeo	0	0	-	-	-	-
36	Rolang Vocational Training School	1	0	-	-	-	-
37	Stung Treng Provincial Training Center	64	51	-	-	-	-
38	Tbong Khmum Provincial Training Center	113	76	-	-	-	-
39	Vocational Training Center Of Preah Vihea Yalay	46	32	-	-	-	-
40	NGOs & private training providers	0	0	-	-	-	-
<b>Whole Country</b>		<b>4,160</b>	<b>1,836</b>	-	-	-	-

**Table 13 B - Non- Formal Student Age 20-24 by Institution**

No.	Institution	Enrollment		Drop Out		Graduation	
		Total	Female	Total	Female	Total	Female
1	Banteay Meanchey Provincial Training Center	61	2	-	-	-	-
2	Battambang Institute Of Technology	26	2	-	-	-	-
3	Battambang Prey Kon Kla Provincial Training Center	63	25	-	-	-	-
4	Beng Nimol Vocational Training School	88	22	-	-	-	-
5	Cambodia India Entrepreneurship Development Institute	11	5	-	-	-	-
6	Cambodian Thai Skill Development Center	27	7	-	-	-	-
7	Centre National De La Soie (national Silk Center)	66	22	-	-	-	-
8	Chantiers Ecoles De Formation Professionelle	48	1	-	-	-	-
9	Industrial Technical Institute	0	0	-	-	-	-
10	JVC Technical School & Workshop	34	13	-	-	-	-
11	Kampong Cham Provincial Training Center	63	24	-	-	-	-
12	Kandal Provincial Training Center	32	17	-	-	-	-
13	Kep Provincial Training Center	0	0	-	-	-	-
14	Koh Kong Provincial Training Center	93	33	-	-	-	-
15	Kompong Chhannng Provincial Training Center	25	9	-	-	-	-
16	Kompong Speu Provincial Training Center	37	4	-	-	-	-
17	Kompong Thom Provincial Training Center	143	83	-	-	-	-
18	Kratie Provincial Training Center	59	37	-	-	-	-
19	Mondulkiri Provincial Training Center	0	0	-	-	-	-
20	National Institute Of Business	12	2	-	-	-	-
21	National Polytechnic Institute Of Cambodia	0	0	-	-	-	-
22	National Technical Training Institute	40	12	-	-	-	-
23	Pailin Provincial Training Center	29	9	-	-	-	-
24	Preah Kossomak Polytechnic Institute	66	29	-	-	-	-
25	Preah Sihanouk Provincial Training Center	0	0	-	-	-	-
26	Prear Vihea Provincial Training Center	47	23	-	-	-	-
27	Prey Veng Provincial Training Center	39	15	-	-	-	-
28	Provincial Training Center of Otdar Meanchey	6	0	-	-	-	-
29	Pursat Provincial Training Center	33	18	-	-	-	-
30	Ratanakiri Provincial Training Center	14	1	-	-	-	-
31	Regional Polytechnic Institute Techo Sen Battambang	115	84	-	-	-	-
32	Regional Polytechnic Institute Techo Sen Kampot	36	8	-	-	-	-
33	Regional Polytechnic Institute Techo Sen Siem Reap	65	24	-	-	-	-
34	Regional Polytechnic Institute Techo Sen Svayrieng	32	9	-	-	-	-
35	Regional Polytechnic Institute Techo Sen Takeo	0	0	-	-	-	-
36	Rolang Vocational Training School	0	0	-	-	-	-
37	Stung Treng Provincial Training Center	27	25	-	-	-	-
38	Tbong Khmum Provincial Training Center	100	61	-	-	-	-
39	Vocational Training Center Of Preah Vihea Yalay	27	22	-	-	-	-
40	NGOs & private training providers	0	0	-	-	-	-
<b>Whole Country</b>		<b>1,564</b>	<b>648</b>	-	-	-	-

**Table 13 C - Non- Formal Student Age 25-29 by Institution**

No.	Institution	Enrollment		Drop Out		Graduation	
		Total	Female	Total	Female	Total	Female
1	Banteay Meanchey Provincial Training Center	40	0	-	-	-	-
2	Battambang Institute Of Technology	9	1	-	-	-	-
3	Battambang Prey Kon Kla Provincial Training Center	57	19	-	-	-	-
4	Beng Nimol Vocational Training School	50	19	-	-	-	-
5	Cambodia India Entrepreneurship Development Institute	6	6	-	-	-	-
6	Cambodian Thai Skill Development Center	28	11	-	-	-	-
7	Centre National De La Soie (national Silk Center)	58	34	-	-	-	-
8	Chantiers Ecoles De Formation Professionnelle	20	0	-	-	-	-
9	Industrial Technical Institute	0	0	-	-	-	-
10	JVC Technical School & Workshop	16	7	-	-	-	-
11	Kampong Cham Provincial Training Center	69	31	-	-	-	-
12	Kandal Provincial Training Center	48	23	-	-	-	-
13	Kep Provincial Training Center	0	0	-	-	-	-
14	Koh Kong Provincial Training Center	53	14	-	-	-	-
15	Kompong Chhannng Provincial Training Center	25	7	-	-	-	-
16	Kompong Speu Provincial Training Center	35	11	-	-	-	-
17	Kompong Thom Provincial Training Center	112	78	-	-	-	-
18	Kratie Provincial Training Center	82	36	-	-	-	-
19	Mondulkiri Provincial Training Center	0	0	-	-	-	-
20	National Institute Of Business	3	0	-	-	-	-
21	National Polytechnic Institute Of Cambodia	0	0	-	-	-	-
22	National Technical Training Institute	60	16	-	-	-	-
23	Pailin Provincial Training Center	22	3	-	-	-	-
24	Preah Kossomak Polytechnic Institute	56	28	-	-	-	-
25	Preah Sihanouk Provincial Training Center	0	0	-	-	-	-
26	Prear Vihea Provincial Training Center	32	13	-	-	-	-
27	Prey Veng Provincial Training Center	58	30	-	-	-	-
28	Provincial Training Center of Otdar Meanchey	6	0	-	-	-	-
29	Pursat Provincial Training Center	35	19	-	-	-	-
30	Ratanakiri Provincial Training Center	17	0	-	-	-	-
31	Regional Polytechnic Institute Techo Sen Battambang	70	54	-	-	-	-
32	Regional Polytechnic Institute Techo Sen Kampot	28	10	-	-	-	-
33	Regional Polytechnic Institute Techo Sen Siem Reap	51	33	-	-	-	-
34	Regional Polytechnic Institute Techo Sen Svayrieng	43	17	-	-	-	-
35	Regional Polytechnic Institute Techo Sen Takeo	0	0	-	-	-	-
36	Rolang Vocational Training School	0	0	-	-	-	-
37	Stung Treng Provincial Training Center	13	13	-	-	-	-
38	Tbong Khmum Provincial Training Center	95	33	-	-	-	-
39	Vocational Training Center Of Preah Vihea Yalay	24	21	-	-	-	-
40	NGOs & private training providers	0	0	-	-	-	-
<b>Whole Country</b>		<b>1,321</b>	<b>587</b>	-	-	-	-

**Table 13 D - Non- Formal Student Age 30-34 by Institution**

No.	Institution	Enrollment		Drop Out		Graduation	
		Total	Female	Total	Female	Total	Female
1	Banteay Meanchey Provincial Training Center	22	0	-	-	-	-
2	Battambang Institute Of Technology	4	0	-	-	-	-
3	Battambang Prey Kon Kla Provincial Training Center	63	28	-	-	-	-
4	Beng Nimol Vocational Training School	29	10	-	-	-	-
5	Cambodia India Entrepreneurship Development Institute	5	1	-	-	-	-
6	Cambodian Thai Skill Development Center	20	11	-	-	-	-
7	Centre National De La Soie (national Silk Center)	53	34	-	-	-	-
8	Chantiers Ecoles De Formation Professionelle	7	0	-	-	-	-
9	Industrial Technical Institute	0	0	-	-	-	-
10	JVC Technical School & Workshop	187	93	-	-	-	-
11	Kampong Cham Provincial Training Center	87	46	-	-	-	-
12	Kandal Provincial Training Center	55	24	-	-	-	-
13	Kep Provincial Training Center	0	0	-	-	-	-
14	Koh Kong Provincial Training Center	44	16	-	-	-	-
15	Kompong Chhanng Provincial Training Center	31	10	-	-	-	-
16	Kompong Speu Provincial Training Center	24	11	-	-	-	-
17	Kompong Thom Provincial Training Center	98	57	-	-	-	-
18	Kratie Provincial Training Center	72	29	-	-	-	-
19	Mondulhiri Provincial Training Center	0	0	-	-	-	-
20	National Institute Of Business	3	0	-	-	-	-
21	National Polytechnic Institute Of Cambodia	0	0	-	-	-	-
22	National Technical Training Institute	40	13	-	-	-	-
23	Pailin Provincial Training Center	9	1	-	-	-	-
24	Preah Kossomak Polytechnic Institute	60	27	-	-	-	-
25	Preah Sihanouk Provincial Training Center	0	0	-	-	-	-
26	Prear Vihea Provincial Training Center	21	10	-	-	-	-
27	Prey Veng Provincial Training Center	75	30	-	-	-	-
28	Provincial Training Center of Otdar Meanchey	1	0	-	-	-	-
29	Pursat Provincial Training Center	23	10	-	-	-	-
30	Ratanakiri Provincial Training Center	6	0	-	-	-	-
31	Regional Polytechnic Institute Techo Sen Battambang	45	39	-	-	-	-
32	Regional Polytechnic Institute Techo Sen Kampot	19	6	-	-	-	-
33	Regional Polytechnic Institute Techo Sen Siem Reap	45	36	-	-	-	-
34	Regional Polytechnic Institute Techo Sen Svayrieng	48	28	-	-	-	-
35	Regional Polytechnic Institute Techo Sen Takeo	0	0	-	-	-	-
36	Rolang Vocational Training School	0	0	-	-	-	-
37	Stung Treng Provincial Training Center	13	10	-	-	-	-
38	Tbong Khmum Provincial Training Center	72	29	-	-	-	-
39	Vocational Training Center Of Preah Vihea Yalay	11	10	-	-	-	-
40	NGOs & private training providers	0	0	-	-	-	-
<b>Whole Country</b>		<b>1,292</b>	<b>619</b>	-	-	-	-

**Table 13 E - Non- Formal Student 35-39 by Institution**

No.	Institution	Enrollment		Drop Out		Graduation	
		Total	Female	Total	Female	Total	Female
1	Banteay Meanchey Provincial Training Center	1	0	-	-	-	-
2	Battambang Institute Of Technology	0	0	-	-	-	-
3	Battambang Prey Kon Kla Provincial Training Center	20	15	-	-	-	-
4	Beng Nimol Vocational Training School	12	7	-	-	-	-
5	Cambodia India Entrepreneurship Development Institute	0	0	-	-	-	-
6	Cambodian Thai Skill Development Center	12	9	-	-	-	-
7	Centre National De La Soie (national Silk Center)	30	24	-	-	-	-
8	Chantiers Ecoles De Formation Professionnelle	3	0	-	-	-	-
9	Industrial Technical Institute	0	0	-	-	-	-
10	JVC Technical School & Workshop	22	12	-	-	-	-
11	Kampong Cham Provincial Training Center	44	24	-	-	-	-
12	Kandal Provincial Training Center	17	6	-	-	-	-
13	Kep Provincial Training Center	0	0	-	-	-	-
14	Koh Kong Provincial Training Center	13	7	-	-	-	-
15	Kompong Chhanng Provincial Training Center	14	5	-	-	-	-
16	Kompong Speu Provincial Training Center	20	14	-	-	-	-
17	Kompong Thom Provincial Training Center	52	27	-	-	-	-
18	Kratie Provincial Training Center	31	20	-	-	-	-
19	Monduliri Provincial Training Center	0	0	-	-	-	-
20	National Institute Of Business	0	0	-	-	-	-
21	National Polytechnic Institute Of Cambodia	0	0	-	-	-	-
22	National Technical Training Institute	20	8	-	-	-	-
23	Pailin Provincial Training Center	7	1	-	-	-	-
24	Preah Kossamak Polytechnic Institute	22	14	-	-	-	-
25	Preah Sihanouk Provincial Training Center	0	0	-	-	-	-
26	Prear Vihea Provincial Training Center	15	9	-	-	-	-
27	Prey Veng Provincial Training Center	70	37	-	-	-	-
28	Provincial Training Center of Otdar Meanchey	2	0	-	-	-	-
29	Pursat Provincial Training Center	13	6	-	-	-	-
30	Ratanakiri Provincial Training Center	0	0	-	-	-	-
31	Regional Polytechnic Institute Techo Sen Battambang	25	20	-	-	-	-
32	Regional Polytechnic Institute Techo Sen Kampot	22	13	-	-	-	-
33	Regional Polytechnic Institute Techo Sen Siem Reap	22	16	-	-	-	-
34	Regional Polytechnic Institute Techo Sen Svayrieng	38	21	-	-	-	-
35	Regional Polytechnic Institute Techo Sen Takeo	0	0	-	-	-	-
36	Rolang Vocational Training School	0	0	-	-	-	-
37	Stung Treng Provincial Training Center	12	10	-	-	-	-
38	Tbong Khmum Provincial Training Center	22	8	-	-	-	-
39	Vocational Training Center Of Preah Vihea Yalay	11	10	-	-	-	-
40	NGOs & private training providers	0	0	-	-	-	-
<b>Whole Country</b>		<b>592</b>	<b>343</b>	-	-	-	-

**Table 13 F - Non- Formal Student Age 40-44 by Institution**

No.	Institution	Enrollment		Drop Out		Graduation	
		Total	Female	Total	Female	Total	Female
1	Banteay Meanchey Provincial Training Center	5	0	-	-	-	-
2	Battambang Institute Of Technology	1	0	-	-	-	-
3	Battambang Prey Kon Kla Provincial Training Center	36	22	-	-	-	-
4	Beng Nimol Vocational Training School	5	2	-	-	-	-
5	Cambodia India Entrepreneurship Development Institute	0	0	-	-	-	-
6	Cambodian Thai Skill Development Center	9	7	-	-	-	-
7	Centre National De La Soie (national Silk Center)	28	20	-	-	-	-
8	Chantiers Ecoles De Formation Professionelle	0	0	-	-	-	-
9	Industrial Technical Institute	0	0	-	-	-	-
10	JVC Technical School & Workshop	19	10	-	-	-	-
11	Kampong Cham Provincial Training Center	68	30	-	-	-	-
12	Kandal Provincial Training Center	16	12	-	-	-	-
13	Kep Provincial Training Center	0	0	-	-	-	-
14	Koh Kong Provincial Training Center	32	18	-	-	-	-
15	Kompong Chhang Provincial Training Center	23	13	-	-	-	-
16	Kompong Speu Provincial Training Center	17	10	-	-	-	-
17	Kompong Thom Provincial Training Center	57	40	-	-	-	-
18	Kratie Provincial Training Center	35	21	-	-	-	-
19	Monduliri Provincial Training Center	0	0	-	-	-	-
20	National Institute Of Business	0	0	-	-	-	-
21	National Polytechnic Institute Of Cambodia	0	0	-	-	-	-
22	National Technical Training Institute	20	9	-	-	-	-
23	Pailin Provincial Training Center	1	0	-	-	-	-
24	Preah Kossomak Polytechnic Institute	25	17	-	-	-	-
25	Preah Sihanouk Provincial Training Center	0	0	-	-	-	-
26	Prear Vihea Provincial Training Center	21	14	-	-	-	-
27	Prey Veng Provincial Training Center	53	25	-	-	-	-
28	Provincial Training Center of Otdar Meanchey	0	0	-	-	-	-
29	Pursat Provincial Training Center	31	24	-	-	-	-
30	Ratanakiri Provincial Training Center	0	0	-	-	-	-
31	Regional Polytechnic Institute Techo Sen Battambang	34	25	-	-	-	-
32	Regional Polytechnic Institute Techo Sen Kampot	19	10	-	-	-	-
33	Regional Polytechnic Institute Techo Sen Siem Reap	26	19	-	-	-	-
34	Regional Polytechnic Institute Techo Sen Svayrieng	66	45	-	-	-	-
35	Regional Polytechnic Institute Techo Sen Takeo	0	0	-	-	-	-
36	Rolang Vocational Training School	0	0	-	-	-	-
37	Stung Treng Provincial Training Center	12	7	-	-	-	-
38	Tbong Khmum Provincial Training Center	24	7	-	-	-	-
39	Vocational Training Center Of Preah Vihea Yalay	16	12	-	-	-	-
40	NGOs & private training providers	0	0	-	-	-	-
<b>Whole Country</b>		<b>699</b>	<b>419</b>	-	-	-	-

**Table 13 G - Non- Formal Student Age 45-49 by Institution**

No.	Institution	Enrollment		Drop Out		Graduation	
		Total	Female	Total	Female	Total	Female
1	Banteay Meanchey Provincial Training Center	4	0	-	-	-	-
2	Battambang Institute Of Technology	0	0	-	-	-	-
3	Battambang Prey Kon Kla Provincial Training Center	32	15	-	-	-	-
4	Beng Nimol Vocational Training School	1	1	-	-	-	-
5	Cambodia India Entrepreneurship Development Institute	0	0	-	-	-	-
6	Cambodian Thai Skill Development Center	13	9	-	-	-	-
7	Centre National De La Soie (national Silk Center)	24	16	-	-	-	-
8	Chantiers Ecoles De Formation Professionelle	0	0	-	-	-	-
9	Industrial Technical Institute	0	0	-	-	-	-
10	JVC Technical School & Workshop	12	5	-	-	-	-
11	Kampong Cham Provincial Training Center	60	31	-	-	-	-
12	Kandal Provincial Training Center	8	6	-	-	-	-
13	Kep Provincial Training Center	0	0	-	-	-	-
14	Koh Kong Provincial Training Center	16	7	-	-	-	-
15	Kompong Chhannng Provincial Training Center	18	10	-	-	-	-
16	Kompong Speu Provincial Training Center	11	5	-	-	-	-
17	Kompong Thom Provincial Training Center	22	11	-	-	-	-
18	Kratie Provincial Training Center	26	14	-	-	-	-
19	Monduliri Provincial Training Center	0	0	-	-	-	-
20	National Institute Of Business	0	0	-	-	-	-
21	National Polytechnic Institute Of Cambodia	0	0	-	-	-	-
22	National Technical Training Institute	15	8	-	-	-	-
23	Pailin Provincial Training Center	1	0	-	-	-	-
24	Preah Kossomak Polytechnic Institute	34	18	-	-	-	-
25	Preah Sihanouk Provincial Training Center	0	0	-	-	-	-
26	Prear Vihea Provincial Training Center	10	9	-	-	-	-
27	Prey Veng Provincial Training Center	67	29	-	-	-	-
28	Provincial Training Center of Otdar Meanchey	0	0	-	-	-	-
29	Pursat Provincial Training Center	14	11	-	-	-	-
30	Ratanakiri Provincial Training Center	0	0	-	-	-	-
31	Regional Polytechnic Institute Techo Sen Battambang	40	30	-	-	-	-
32	Regional Polytechnic Institute Techo Sen Kampot	12	8	-	-	-	-
33	Regional Polytechnic Institute Techo Sen Siem Reap	21	18	-	-	-	-
34	Regional Polytechnic Institute Techo Sen Svayrieng	53	28	-	-	-	-
35	Regional Polytechnic Institute Techo Sen Takeo	0	0	-	-	-	-
36	Rolang Vocational Training School	0	0	-	-	-	-
37	Stung Treng Provincial Training Center	8	8	-	-	-	-
38	Tbong Khmum Provincial Training Center	19	10	-	-	-	-
39	Vocational Training Center Of Preah Vihea Yalay	17	13	-	-	-	-
40	NGOs & private training providers	0	0	-	-	-	-
<b>Whole Country</b>		<b>558</b>	<b>320</b>	-	-	-	-

**Table 13 H - Non- Formal Student Age 50-54 by Institution**

No.	Institution	Enrollment		Drop Out		Graduation	
		Total	Female	Total	Female	Total	Female
1	Banteay Meanchey Provincial Training Center	0	0	-	-	-	-
2	Battambang Institute Of Technology	0	0	-	-	-	-
3	Battambang Prey Kon Kla Provincial Training Center	46	28	-	-	-	-
4	Beng Nimol Vocational Training School	3	2	-	-	-	-
5	Cambodia India Entrepreneurship Development Institute	0	0	-	-	-	-
6	Cambodian Thai Skill Development Center	9	3	-	-	-	-
7	Centre National De La Soie (national Silk Center)	26	23	-	-	-	-
8	Chantiers Ecoles De Formation Professionelle	0	0	-	-	-	-
9	Industrial Technical Institute	0	0	-	-	-	-
10	JVC Technical School & Workshop	12	1	-	-	-	-
11	Kampong Cham Provincial Training Center	53	30	-	-	-	-
12	Kandal Provincial Training Center	11	8	-	-	-	-
13	Kep Provincial Training Center	0	0	-	-	-	-
14	Koh Kong Provincial Training Center	19	6	-	-	-	-
15	Kompong Chhannng Provincial Training Center	11	5	-	-	-	-
16	Kompong Speu Provincial Training Center	8	8	-	-	-	-
17	Kompong Thom Provincial Training Center	19	11	-	-	-	-
18	Kratie Provincial Training Center	31	15	-	-	-	-
19	Mondulhiri Provincial Training Center	0	0	-	-	-	-
20	National Institute Of Business	0	0	-	-	-	-
21	National Polytechnic Institute Of Cambodia	0	0	-	-	-	-
22	National Technical Training Institute	11	11	-	-	-	-
23	Pailin Provincial Training Center	1	0	-	-	-	-
24	Preah Kossomak Polytechnic Institute	18	11	-	-	-	-
25	Preah Sihanouk Provincial Training Center	0	0	-	-	-	-
26	Prear Vihea Provincial Training Center	13	8	-	-	-	-
27	Prey Veng Provincial Training Center	69	25	-	-	-	-
28	Provincial Training Center of Otdar Meanchey	0	0	-	-	-	-
29	Pursat Provincial Training Center	20	18	-	-	-	-
30	Ratanakiri Provincial Training Center	2	1	-	-	-	-
31	Regional Polytechnic Institute Techo Sen Battambang	42	28	-	-	-	-
32	Regional Polytechnic Institute Techo Sen Kampot	12	7	-	-	-	-
33	Regional Polytechnic Institute Techo Sen Siem Reap	22	20	-	-	-	-
34	Regional Polytechnic Institute Techo Sen Svayrieng	53	30	-	-	-	-
35	Regional Polytechnic Institute Techo Sen Takeo	0	0	-	-	-	-
36	Rolang Vocational Training School	0	0	-	-	-	-
37	Stung Treng Provincial Training Center	12	8	-	-	-	-
38	Tbong Khmum Provincial Training Center	11	4	-	-	-	-
39	Vocational Training Center Of Preah Vihea Yalay	7	5	-	-	-	-
40	NGOs & private training providers	0	0	-	-	-	-
<b>Whole Country</b>		<b>541</b>	<b>316</b>	-	-	-	-



**Table 13 I - Non- Formal Student Age 55-59 by Institution**

No.	Institution	Enrollment		Drop Out		Graduation	
		Total	Female	Total	Female	Total	Female
1	Banteay Meanchey Provincial Training Center	0	0	-	-	-	-
2	Battambang Institute Of Technology	1	0	-	-	-	-
3	Battambang Prey Kon Kla Provincial Training Center	25	12	-	-	-	-
4	Beng Nimol Vocational Training School	6	3	-	-	-	-
5	Cambodia India Entrepreneurship Development Institute	0	0	-	-	-	-
6	Cambodian Thai Skill Development Center	5	3	-	-	-	-
7	Centre National De La Soie (national Silk Center)	8	5	-	-	-	-
8	Chantiers Ecoles De Formation Professionelle	0	0	-	-	-	-
9	Industrial Technical Institute	0	0	-	-	-	-
10	JVC Technical School & Workshop	12	3	-	-	-	-
11	Kampong Cham Provincial Training Center	49	26	-	-	-	-
12	Kandal Provincial Training Center	13	10	-	-	-	-
13	Kep Provincial Training Center	0	0	-	-	-	-
14	Koh Kong Provincial Training Center	9	4	-	-	-	-
15	Kompong Chhannng Provincial Training Center	8	5	-	-	-	-
16	Kompong Speu Provincial Training Center	8	6	-	-	-	-
17	Kompong Thom Provincial Training Center	10	4	-	-	-	-
18	Kratie Provincial Training Center	7	3	-	-	-	-
19	Monduliri Provincial Training Center	0	0	-	-	-	-
20	National Institute Of Business	0	0	-	-	-	-
21	National Polytechnic Institute Of Cambodia	0	0	-	-	-	-
22	National Technical Training Institute	8	7	-	-	-	-
23	Pailin Provincial Training Center	0	0	-	-	-	-
24	Preah Kossomak Polytechnic Institute	15	11	-	-	-	-
25	Preah Sihanouk Provincial Training Center	0	0	-	-	-	-
26	Prear Vihea Provincial Training Center	10	6	-	-	-	-
27	Prey Veng Provincial Training Center	27	14	-	-	-	-
28	Provincial Training Center of Otdar Meanchey	0	0	-	-	-	-
29	Pursat Provincial Training Center	19	14	-	-	-	-
30	Ratanakiri Provincial Training Center	1	1	-	-	-	-
31	Regional Polytechnic Institute Techo Sen Battambang	32	19	-	-	-	-
32	Regional Polytechnic Institute Techo Sen Kampot	12	10	-	-	-	-
33	Regional Polytechnic Institute Techo Sen Siem Reap	13	12	-	-	-	-
34	Regional Polytechnic Institute Techo Sen Svayrieng	43	21	-	-	-	-
35	Regional Polytechnic Institute Techo Sen Takeo	0	0	-	-	-	-
36	Rolang Vocational Training School	0	0	-	-	-	-
37	Stung Treng Provincial Training Center	5	5	-	-	-	-
38	Tbong Khmum Provincial Training Center	2	1	-	-	-	-
39	Vocational Training Center Of Preah Vihea Yalay	5	4	-	-	-	-
40	NGOs & private training providers	0	0	-	-	-	-
<b>Whole Country</b>		<b>353</b>	<b>209</b>	-	-	-	-

**Table 13 J - Non- Formal Student 60-64 by Institution**

No.	Institution	Enrollment		Drop Out		Graduation	
		Total	Female	Total	Female	Total	Female
1	Banteay Meanchey Provincial Training Center	0	0	-	-	-	-
2	Battambang Institute Of Technology	0	0	-	-	-	-
3	Battambang Prey Kon Kla Provincial Training Center	24	15	-	-	-	-
4	Beng Nimol Vocational Training School	5	1	-	-	-	-
5	Cambodia India Entrepreneurship Development Institute	0	0	-	-	-	-
6	Cambodian Thai Skill Development Center	3	0	-	-	-	-
7	Centre National De La Soie (national Silk Center)	5	4	-	-	-	-
8	Chantiers Ecoles De Formation Professionelle	0	0	-	-	-	-
9	Industrial Technical Institute	0	0	-	-	-	-
10	JVC Technical School & Workshop	7	2	-	-	-	-
11	Kampong Cham Provincial Training Center	25	12	-	-	-	-
12	Kandal Provincial Training Center	5	1	-	-	-	-
13	Kep Provincial Training Center	0	0	-	-	-	-
14	Koh Kong Provincial Training Center	4	0	-	-	-	-
15	Kompong Chhannng Provincial Training Center	7	5	-	-	-	-
16	Kompong Speu Provincial Training Center	2	2	-	-	-	-
17	Kompong Thom Provincial Training Center	5	2	-	-	-	-
18	Kratie Provincial Training Center	2	2	-	-	-	-
19	Mondulhiri Provincial Training Center	0	0	-	-	-	-
20	National Institute Of Business	0	0	-	-	-	-
21	National Polytechnic Institute Of Cambodia	0	0	-	-	-	-
22	National Technical Training Institute	7	5	-	-	-	-
23	Pailin Provincial Training Center	0	0	-	-	-	-
24	Preah Kossomak Polytechnic Institute	13	3	-	-	-	-
25	Preah Sihanouk Provincial Training Center	0	0	-	-	-	-
26	Prear Vihea Provincial Training Center	1	0	-	-	-	-
27	Prey Veng Provincial Training Center	20	11	-	-	-	-
28	Provincial Training Center of Otdar Meanchey	0	0	-	-	-	-
29	Pursat Provincial Training Center	8	5	-	-	-	-
30	Ratanakiri Provincial Training Center	0	0	-	-	-	-
31	Regional Polytechnic Institute Techo Sen Battambang	13	10	-	-	-	-
32	Regional Polytechnic Institute Techo Sen Kampot	5	2	-	-	-	-
33	Regional Polytechnic Institute Techo Sen Siem Reap	6	3	-	-	-	-
34	Regional Polytechnic Institute Techo Sen Svayrieng	26	14	-	-	-	-
35	Regional Polytechnic Institute Techo Sen Takeo	0	0	-	-	-	-
36	Rolang Vocational Training School	0	0	-	-	-	-
37	Stung Treng Provincial Training Center	3	1	-	-	-	-
38	Tbong Khmum Provincial Training Center	3	2	-	-	-	-
39	Vocational Training Center Of Preah Vihea Yalay	5	3	-	-	-	-
40	NGOs & private training providers	0	0	-	-	-	-
<b>Whole Country</b>		<b>204</b>	<b>105</b>	-	-	-	-

**Table 13 K - Non- Formal Student 65-UP by Institution**

No.	Institution	Enrollment		Drop Out		Graduation	
		Total	Female	Total	Female	Total	Female
1	Banteay Meanchey Provincial Training Center	0	0	-	-	-	-
2	Battambang Institute Of Technology	0	0	-	-	-	-
3	Battambang Prey Kon Kla Provincial Training Center	10	2	-	-	-	-
4	Beng Nimol Vocational Training School	11	3	-	-	-	-
5	Cambodia India Entrepreneurship Development Institute	0	0	-	-	-	-
6	Cambodian Thai Skill Development Center	0	0	-	-	-	-
7	Centre National De La Soie (national Silk Center)	3	0	-	-	-	-
8	Chantiers Ecoles De Formation Professionelle	0	0	-	-	-	-
9	Industrial Technical Institute	0	0	-	-	-	-
10	JVC Technical School & Workshop	6	0	-	-	-	-
11	Kampong Cham Provincial Training Center	22	9	-	-	-	-
12	Kandal Provincial Training Center	3	1	-	-	-	-
13	Kep Provincial Training Center	0	0	-	-	-	-
14	Koh Kong Provincial Training Center	1	0	-	-	-	-
15	Kompong Chhannng Provincial Training Center	6	2	-	-	-	-
16	Kompong Speu Provincial Training Center	2	0	-	-	-	-
17	Kompong Thom Provincial Training Center	4	4	-	-	-	-
18	Kratie Provincial Training Center	0	0	-	-	-	-
19	Mondulkiri Provincial Training Center	0	0	-	-	-	-
20	National Institute Of Business	0	0	-	-	-	-
21	National Polytechnic Institute Of Cambodia	0	0	-	-	-	-
22	National Technical Training Institute	2	1	-	-	-	-
23	Pailin Provincial Training Center	0	0	-	-	-	-
24	Preah Kossomak Polytechnic Institute	7	3	-	-	-	-
25	Preah Sihanouk Provincial Training Center	0	0	-	-	-	-
26	Prear Vihea Provincial Training Center	0	0	-	-	-	-
27	Prey Veng Provincial Training Center	14	4	-	-	-	-
28	Provincial Training Center of Otdar Meanchey	0	0	-	-	-	-
29	Pursat Provincial Training Center	6	4	-	-	-	-
30	Ratanakiri Provincial Training Center	0	0	-	-	-	-
31	Regional Polytechnic Institute Techo Sen Battambang	14	6	-	-	-	-
32	Regional Polytechnic Institute Techo Sen Kampot	3	0	-	-	-	-
33	Regional Polytechnic Institute Techo Sen Siem Reap	4	3	-	-	-	-
34	Regional Polytechnic Institute Techo Sen Svayrieng	10	3	-	-	-	-
35	Regional Polytechnic Institute Techo Sen Takeo	0	0	-	-	-	-
36	Rolang Vocational Training School	0	0	-	-	-	-
37	Stung Treng Provincial Training Center	1	1	-	-	-	-
38	Tbong Khmum Provincial Training Center	3	3	-	-	-	-
39	Vocational Training Center Of Preah Vihea Yalay	1	1	-	-	-	-
40	NGOs & private training providers	0	0	-	-	-	-
<b>Whole Country</b>		<b>133</b>	<b>50</b>	<b>-</b>	<b>-</b>	<b>-</b>	<b>-</b>

**Table 14 A - Formal Student Age 15-19 by Institution**

No.	Institution	Enrollment		Drop Out		Graduation	
		Total	Female	Total	Female	Total	Female
1	Banteay Meanchey Provincial Training Center	33	7	-	-	-	-
2	Battambang Institute Of Technology	107	14	-	-	-	-
3	Battambang Prey Kon Kla Provincial Training Center	0	0	-	-	-	-
4	Beng Nimol Vocational Training School	987	407	-	-	-	-
5	Cambodia India Entrepreneurship Development Institute	254	56	-	-	-	-
6	Cambodian Thai Skill Development Center	0	0	-	-	-	-
7	Centre National De La Soie (national Silk Center)	99	13	-	-	-	-
8	Chantiers Ecoles De Formation Professionelle	1,051	75	-	-	-	-
9	Industrial Technical Institute	282	23	-	-	-	-
10	JVC Technical School & Workshop	356	252	-	-	-	-
11	Kampong Cham Provincial Training Center	83	29	-	-	-	-
12	Kandal Provincial Training Center	0	0	-	-	-	-
13	Kep Provincial Training Center	21	8	-	-	-	-
14	Koh Kong Provincial Training Center	23	12	-	-	-	-
15	Kompong Chhanng Provincial Training Center	348	81	-	-	-	-
16	Kompong Speu Provincial Training Center	141	83	-	-	-	-
17	Kompong Thom Provincial Training Center	5	0	-	-	-	-
18	Kratie Provincial Training Center	0	0	-	-	-	-
19	Monduliri Provincial Training Center	1,109	703	-	-	-	-
20	National Institute Of Business	2,328	232	-	-	-	-
21	National Polytechnic Institute Of Cambodia	4,276	292	-	-	-	-
22	National Technical Training Institute	95	47	-	-	-	-
23	Pailin Provincial Training Center	0	0	-	-	-	-
24	Preah Kossomak Polytechnic Institute	347	106	-	-	-	-
25	Preah Sihanouk Provincial Training Center	2,941	416	-	-	-	-
26	Prear Vihea Provincial Training Center	0	0	-	-	-	-
27	Prey Veng Provincial Training Center	0	0	-	-	-	-
28	Provincial Training Center of Otdar Meanchey	0	0	-	-	-	-
29	Pursat Provincial Training Center	295	135	-	-	-	-
30	Ratanakiri Provincial Training Center	0	0	-	-	-	-
31	Regional Polytechnic Institute Techo Sen Battambang	460	117	-	-	-	-
32	Regional Polytechnic Institute Techo Sen Kampot	986	568	-	-	-	-
33	Regional Polytechnic Institute Techo Sen Siem Reap	298	102	-	-	-	-
34	Regional Polytechnic Institute Techo Sen Svayrieng	629	217	-	-	-	-
35	Regional Polytechnic Institute Techo Sen Takeo	4	2	-	-	-	-
36	Rolang Vocational Training School	0	0	-	-	-	-
37	Stung Treng Provincial Training Center	0	0	-	-	-	-
38	Tbong Khmum Provincial Training Center	0	0	-	-	-	-
39	Vocational Training Center Of Preah Vihea Yalay	0	0	-	-	-	-
40	NGOs & private training providers	0	0	-	-	-	-
<b>Whole Country</b>		<b>17,558</b>	<b>3,997</b>	-	-	-	-

**Table 14 B - Formal Student Age 20-24 by Institution**

No.	Institution	Enrollment		Drop Out		Graduation	
		Total	Female	Total	Female	Total	Female
1	Banteay Meanchey Provincial Training Center	26	7	-	-	-	-
2	Battambang Institute Of Technology	13	0	-	-	-	-
3	Battambang Prey Kon Kla Provincial Training Center	0	0	-	-	-	-
4	Beng Nimol Vocational Training School	144	37	-	-	-	-
5	Cambodia India Entrepreneurship Development Institute	73	3	-	-	-	-
6	Cambodian Thai Skill Development Center	0	0	-	-	-	-
7	Centre National De La Soie (national Silk Center)	37	3	-	-	-	-
8	Chantiers Ecoles De Formation Professionnelle	424	39	-	-	-	-
9	Industrial Technical Institute	43	1	-	-	-	-
10	JVC Technical School & Workshop	89	49	-	-	-	-
11	Kampong Cham Provincial Training Center	3	0	-	-	-	-
12	Kandal Provincial Training Center	0	0	-	-	-	-
13	Kep Provincial Training Center	16	5	-	-	-	-
14	Koh Kong Provincial Training Center	6	1	-	-	-	-
15	Kompong Chhanng Provincial Training Center	55	7	-	-	-	-
16	Kompong Speu Provincial Training Center	18	12	-	-	-	-
17	Kompong Thom Provincial Training Center	6	0	-	-	-	-
18	Kratie Provincial Training Center	0	0	-	-	-	-
19	Mondulhiri Provincial Training Center	1,780	964	-	-	-	-
20	National Institute Of Business	328	26	-	-	-	-
21	National Polytechnic Institute Of Cambodia	3,112	115	-	-	-	-
22	National Technical Training Institute	11	0	-	-	-	-
23	Pailin Provincial Training Center	0	0	-	-	-	-
24	Preah Kossamak Polytechnic Institute	96	12	-	-	-	-
25	Preah Sihanouk Provincial Training Center	921	85	-	-	-	-
26	Prear Vihea Provincial Training Center	0	0	-	-	-	-
27	Prey Veng Provincial Training Center	0	0	-	-	-	-
28	Provincial Training Center of Otdar Meanchey	0	0	-	-	-	-
29	Pursat Provincial Training Center	154	49	-	-	-	-
30	Ratanakiri Provincial Training Center	0	0	-	-	-	-
31	Regional Polytechnic Institute Techo Sen Battambang	86	19	-	-	-	-
32	Regional Polytechnic Institute Techo Sen Kampot	743	283	-	-	-	-
33	Regional Polytechnic Institute Techo Sen Siem Reap	86	15	-	-	-	-
34	Regional Polytechnic Institute Techo Sen Svayrieng	185	44	-	-	-	-
35	Regional Polytechnic Institute Techo Sen Takeo	37	7	-	-	-	-
36	Rolang Vocational Training School	0	0	-	-	-	-
37	Stung Treng Provincial Training Center	0	0	-	-	-	-
38	Tbong Khmum Provincial Training Center	0	0	-	-	-	-
39	Vocational Training Center Of Preah Vihea Yalay	0	0	-	-	-	-
40	NGOs & private training providers	0	0	-	-	-	-
<b>Whole Country</b>		<b>8,492</b>	<b>1,783</b>	-	-	-	-

**Table 14 C - Formal Student Age 25-29 by Institution**

No.	Institution	Enrollment		Drop Out		Graduation	
		Total	Female	Total	Female	Total	Female
1	Banteay Meanchey Provincial Training Center	4	1	-	-	-	-
2	Battambang Institute Of Technology	7	0	-	-	-	-
3	Battambang Prey Kon Kla Provincial Training Center	0	0	-	-	-	-
4	Beng Nimol Vocational Training School	13	4	-	-	-	-
5	Cambodia India Entrepreneurship Development Institute	22	1	-	-	-	-
6	Cambodian Thai Skill Development Center	0	0	-	-	-	-
7	Centre National De La Soie (national Silk Center)	12	1	-	-	-	-
8	Chantiers Ecoles De Formation Professionelle	63	2	-	-	-	-
9	Industrial Technical Institute	10	0	-	-	-	-
10	JVC Technical School & Workshop	7	2	-	-	-	-
11	Kampong Cham Provincial Training Center	2	1	-	-	-	-
12	Kandal Provincial Training Center	0	0	-	-	-	-
13	Kep Provincial Training Center	6	3	-	-	-	-
14	Koh Kong Provincial Training Center	2	0	-	-	-	-
15	Kompong Chhannng Provincial Training Center	13	1	-	-	-	-
16	Kompong Speu Provincial Training Center	1	0	-	-	-	-
17	Kompong Thom Provincial Training Center	2	0	-	-	-	-
18	Kratie Provincial Training Center	0	0	-	-	-	-
19	Mondulhiri Provincial Training Center	187	57	-	-	-	-
20	National Institute Of Business	29	2	-	-	-	-
21	National Polytechnic Institute Of Cambodia	541	10	-	-	-	-
22	National Technical Training Institute	7	0	-	-	-	-
23	Pailin Provincial Training Center	0	0	-	-	-	-
24	Preah Kossomak Polytechnic Institute	24	1	-	-	-	-
25	Preah Sihanouk Provincial Training Center	130	5	-	-	-	-
26	Prear Vihea Provincial Training Center	0	0	-	-	-	-
27	Prey Veng Provincial Training Center	0	0	-	-	-	-
28	Provincial Training Center of Otdar Meanchey	0	0	-	-	-	-
29	Pursat Provincial Training Center	15	1	-	-	-	-
30	Ratanakiri Provincial Training Center	0	0	-	-	-	-
31	Regional Polytechnic Institute Techo Sen Battambang	16	1	-	-	-	-
32	Regional Polytechnic Institute Techo Sen Kampot	81	25	-	-	-	-
33	Regional Polytechnic Institute Techo Sen Siem Reap	27	5	-	-	-	-
34	Regional Polytechnic Institute Techo Sen Svayrieng	27	9	-	-	-	-
35	Regional Polytechnic Institute Techo Sen Takeo	5	1	-	-	-	-
36	Rolang Vocational Training School	0	0	-	-	-	-
37	Stung Treng Provincial Training Center	0	0	-	-	-	-
38	Tbong Khmum Provincial Training Center	0	0	-	-	-	-
39	Vocational Training Center Of Preah Vihea Yalay	0	0	-	-	-	-
40	NGOs & private training providers	0	0	-	-	-	-
<b>Whole Country</b>		<b>1,253</b>	<b>133</b>	-	-	-	-

**Table 14 D - Formal Student Age 30-34 by Institution**

No.	Institution	Enrollment		Drop Out		Graduation	
		Total	Female	Total	Female	Total	Female
1	Banteay Meanchey Provincial Training Center	4	0	-	-	-	-
2	Battambang Institute Of Technology	3	1	-	-	-	-
3	Battambang Prey Kon Kla Provincial Training Center	0	0	-	-	-	-
4	Beng Nimol Vocational Training School	6	0	-	-	-	-
5	Cambodia India Entrepreneurship Development Institute	16	0	-	-	-	-
6	Cambodian Thai Skill Development Center	0	0	-	-	-	-
7	Centre National De La Soie (national Silk Center)	4	0	-	-	-	-
8	Chantiers Ecoles De Formation Professionelle	23	0	-	-	-	-
9	Industrial Technical Institute	7	1	-	-	-	-
10	JVC Technical School & Workshop	1	0	-	-	-	-
11	Kampong Cham Provincial Training Center	0	0	-	-	-	-
12	Kandal Provincial Training Center	0	0	-	-	-	-
13	Kep Provincial Training Center	2	0	-	-	-	-
14	Koh Kong Provincial Training Center	0	0	-	-	-	-
15	Kompong Chhannng Provincial Training Center	5	0	-	-	-	-
16	Kompong Speu Provincial Training Center	0	0	-	-	-	-
17	Kompong Thom Provincial Training Center	2	0	-	-	-	-
18	Kratie Provincial Training Center	0	0	-	-	-	-
19	Mondulkiri Provincial Training Center	33	9	-	-	-	-
20	National Institute Of Business	12	0	-	-	-	-
21	National Polytechnic Institute Of Cambodia	140	1	-	-	-	-
22	National Technical Training Institute	2	0	-	-	-	-
23	Pailin Provincial Training Center	0	0	-	-	-	-
24	Preah Kossomak Polytechnic Institute	9	0	-	-	-	-
25	Preah Sihanouk Provincial Training Center	43	0	-	-	-	-
26	Prear Vihea Provincial Training Center	0	0	-	-	-	-
27	Prey Veng Provincial Training Center	0	0	-	-	-	-
28	Provincial Training Center of Otdar Meanchey	0	0	-	-	-	-
29	Pursat Provincial Training Center	4	1	-	-	-	-
30	Ratanakiri Provincial Training Center	0	0	-	-	-	-
31	Regional Polytechnic Institute Techo Sen Battambang	5	2	-	-	-	-
32	Regional Polytechnic Institute Techo Sen Kampot	17	6	-	-	-	-
33	Regional Polytechnic Institute Techo Sen Siem Reap	7	0	-	-	-	-
34	Regional Polytechnic Institute Techo Sen Svayrieng	14	6	-	-	-	-
35	Regional Polytechnic Institute Techo Sen Takeo	0	0	-	-	-	-
36	Rolang Vocational Training School	0	0	-	-	-	-
37	Stung Treng Provincial Training Center	0	0	-	-	-	-
38	Tbong Khmum Provincial Training Center	0	0	-	-	-	-
39	Vocational Training Center Of Preah Vihea Yalay	0	0	-	-	-	-
40	NGOs & private training providers	0	0	-	-	-	-
<b>Whole Country</b>		<b>359</b>	<b>27</b>	-	-	-	-

**Table 14 E - Formal Student Age 35-39 by Institution**

No.	Institution	Enrollment		Drop Out		Graduation	
		Total	Female	Total	Female	Total	Female
1	Banteay Meanchey Provincial Training Center	0	0	-	-	-	-
2	Battambang Institute Of Technology	0	0	-	-	-	-
3	Battambang Prey Kon Kla Provincial Training Center	0	0	-	-	-	-
4	Beng Nimol Vocational Training School	3	1	-	-	-	-
5	Cambodia India Entrepreneurship Development Institute	3	0	-	-	-	-
6	Cambodian Thai Skill Development Center	0	0	-	-	-	-
7	Centre National De La Soie (national Silk Center)	0	0	-	-	-	-
8	Chantiers Ecoles De Formation Professionelle	0	0	-	-	-	-
9	Industrial Technical Institute	2	0	-	-	-	-
10	JVC Technical School & Workshop	0	0	-	-	-	-
11	Kampong Cham Provincial Training Center	1	0	-	-	-	-
12	Kandal Provincial Training Center	0	0	-	-	-	-
13	Kep Provincial Training Center	2	0	-	-	-	-
14	Koh Kong Provincial Training Center	0	0	-	-	-	-
15	Kompong Chhannng Provincial Training Center	1	0	-	-	-	-
16	Kompong Speu Provincial Training Center	0	0	-	-	-	-
17	Kompong Thom Provincial Training Center	1	0	-	-	-	-
18	Kratie Provincial Training Center	0	0	-	-	-	-
19	Mondulhiri Provincial Training Center	1	0	-	-	-	-
20	National Institute Of Business	3	0	-	-	-	-
21	National Polytechnic Institute Of Cambodia	30	1	-	-	-	-
22	National Technical Training Institute	2	0	-	-	-	-
23	Pailin Provincial Training Center	0	0	-	-	-	-
24	Preah Kossomak Polytechnic Institute	3	0	-	-	-	-
25	Preah Sihanouk Provincial Training Center	10	0	-	-	-	-
26	Prear Vihea Provincial Training Center	0	0	-	-	-	-
27	Prey Veng Provincial Training Center	0	0	-	-	-	-
28	Provincial Training Center of Otdar Meanchey	0	0	-	-	-	-
29	Pursat Provincial Training Center	2	0	-	-	-	-
30	Ratanakiri Provincial Training Center	0	0	-	-	-	-
31	Regional Polytechnic Institute Techo Sen Battambang	0	0	-	-	-	-
32	Regional Polytechnic Institute Techo Sen Kampot	4	2	-	-	-	-
33	Regional Polytechnic Institute Techo Sen Siem Reap	3	0	-	-	-	-
34	Regional Polytechnic Institute Techo Sen Svayrieng	5	0	-	-	-	-
35	Regional Polytechnic Institute Techo Sen Takeo	0	0	-	-	-	-
36	Rolang Vocational Training School	0	0	-	-	-	-
37	Stung Treng Provincial Training Center	0	0	-	-	-	-
38	Tbong Khmum Provincial Training Center	0	0	-	-	-	-
39	Vocational Training Center Of Preah Vihea Yalay	0	0	-	-	-	-
40	NGOs & private training providers	0	0	-	-	-	-
<b>Whole Country</b>		<b>76</b>	<b>4</b>	-	-	-	-



**Table 14 F - Formal Student Age 40-44 by Institution**

No.	Institution	Enrollment		Drop Out		Graduation	
		Total	Female	Total	Female	Total	Female
1	Banteay Meanchey Provincial Training Center	0	0	-	-	-	-
2	Battambang Institute Of Technology	0	0	-	-	-	-
3	Battambang Prey Kon Kla Provincial Training Center	0	0	-	-	-	-
4	Beng Nimol Vocational Training School	0	0	-	-	-	-
5	Cambodia India Entrepreneurship Development Institute	2	0	-	-	-	-
6	Cambodian Thai Skill Development Center	0	0	-	-	-	-
7	Centre National De La Soie (national Silk Center)	0	0	-	-	-	-
8	Chantiers Ecoles De Formation Professionelle	0	0	-	-	-	-
9	Industrial Technical Institute	1	0	-	-	-	-
10	JVC Technical School & Workshop	0	0	-	-	-	-
11	Kampong Cham Provincial Training Center	0	0	-	-	-	-
12	Kandal Provincial Training Center	0	0	-	-	-	-
13	Kep Provincial Training Center	1	0	-	-	-	-
14	Koh Kong Provincial Training Center	0	0	-	-	-	-
15	Kompong Chhannng Provincial Training Center	0	0	-	-	-	-
16	Kompong Speu Provincial Training Center	0	0	-	-	-	-
17	Kompong Thom Provincial Training Center	0	0	-	-	-	-
18	Kratie Provincial Training Center	0	0	-	-	-	-
19	Monduliri Provincial Training Center	1	0	-	-	-	-
20	National Institute Of Business	0	0	-	-	-	-
21	National Polytechnic Institute Of Cambodia	9	0	-	-	-	-
22	National Technical Training Institute	0	0	-	-	-	-
23	Pailin Provincial Training Center	0	0	-	-	-	-
24	Preah Kossomak Polytechnic Institute	1	0	-	-	-	-
25	Preah Sihanouk Provincial Training Center	2	0	-	-	-	-
26	Prear Vihea Provincial Training Center	0	0	-	-	-	-
27	Prey Veng Provincial Training Center	0	0	-	-	-	-
28	Provincial Training Center of Otdar Meanchey	0	0	-	-	-	-
29	Pursat Provincial Training Center	0	0	-	-	-	-
30	Ratanakiri Provincial Training Center	0	0	-	-	-	-
31	Regional Polytechnic Institute Techo Sen Battambang	0	0	-	-	-	-
32	Regional Polytechnic Institute Techo Sen Kampot	3	0	-	-	-	-
33	Regional Polytechnic Institute Techo Sen Siem Reap	1	0	-	-	-	-
34	Regional Polytechnic Institute Techo Sen Svayrieng	1	0	-	-	-	-
35	Regional Polytechnic Institute Techo Sen Takeo	0	0	-	-	-	-
36	Rolang Vocational Training School	0	0	-	-	-	-
37	Stung Treng Provincial Training Center	0	0	-	-	-	-
38	Tbong Khmum Provincial Training Center	0	0	-	-	-	-
39	Vocational Training Center Of Preah Vihea Yalay	0	0	-	-	-	-
40	NGOs & private training providers	0	0	-	-	-	-
<b>Whole Country</b>		<b>22</b>	<b>0</b>	-	-	-	-

**Table 14 G - Formal Student Age 45-49 by Institution**

No.	Institution	Enrollment		Drop Out		Graduation	
		Total	Female	Total	Female	Total	Female
1	Banteay Meanchey Provincial Training Center	0	0	-	-	-	-
2	Battambang Institute Of Technology	0	0	-	-	-	-
3	Battambang Prey Kon Kla Provincial Training Center	0	0	-	-	-	-
4	Beng Nimol Vocational Training School	0	0	-	-	-	-
5	Cambodia India Entrepreneurship Development Institute	0	0	-	-	-	-
6	Cambodian Thai Skill Development Center	0	0	-	-	-	-
7	Centre National De La Soie (national Silk Center)	0	0	-	-	-	-
8	Chantiers Ecoles De Formation Professionnelle	1	1	-	-	-	-
9	Industrial Technical Institute	0	0	-	-	-	-
10	JVC Technical School & Workshop	0	0	-	-	-	-
11	Kampong Cham Provincial Training Center	0	0	-	-	-	-
12	Kandal Provincial Training Center	0	0	-	-	-	-
13	Kep Provincial Training Center	0	0	-	-	-	-
14	Koh Kong Provincial Training Center	1	0	-	-	-	-
15	Kompong Chhanng Provincial Training Center	0	0	-	-	-	-
16	Kompong Speu Provincial Training Center	0	0	-	-	-	-
17	Kompong Thom Provincial Training Center	0	0	-	-	-	-
18	Kratie Provincial Training Center	0	0	-	-	-	-
19	Mondulkiri Provincial Training Center	0	0	-	-	-	-
20	National Institute Of Business	1	0	-	-	-	-
21	National Polytechnic Institute Of Cambodia	2	0	-	-	-	-
22	National Technical Training Institute	0	0	-	-	-	-
23	Pailin Provincial Training Center	0	0	-	-	-	-
24	Preah Kossomak Polytechnic Institute	0	0	-	-	-	-
25	Preah Sihanouk Provincial Training Center	0	0	-	-	-	-
26	Prear Vihea Provincial Training Center	0	0	-	-	-	-
27	Prey Veng Provincial Training Center	0	0	-	-	-	-
28	Provincial Training Center of Otdar Meanchey	0	0	-	-	-	-
29	Pursat Provincial Training Center	0	0	-	-	-	-
30	Ratanakiri Provincial Training Center	0	0	-	-	-	-
31	Regional Polytechnic Institute Techo Sen Battambang	0	0	-	-	-	-
32	Regional Polytechnic Institute Techo Sen Kampot	1	0	-	-	-	-
33	Regional Polytechnic Institute Techo Sen Siem Reap	0	0	-	-	-	-
34	Regional Polytechnic Institute Techo Sen Svayrieng	3	2	-	-	-	-
35	Regional Polytechnic Institute Techo Sen Takeo	0	0	-	-	-	-
36	Rolang Vocational Training School	0	0	-	-	-	-
37	Stung Treng Provincial Training Center	0	0	-	-	-	-
38	Tbong Khmum Provincial Training Center	0	0	-	-	-	-
39	Vocational Training Center Of Preah Vihea Yalay	0	0	-	-	-	-
40	NGOs & private training providers	0	0	-	-	-	-
<b>Whole Country</b>		<b>9</b>	<b>3</b>	-	-	-	-

**Table 14 H - Formal Student Age 50-54 by Institution**

No.	Institution	Enrollment		Drop Out		Graduation	
		Total	Female	Total	Female	Total	Female
1	Banteay Meanchey Provincial Training Center	0	0	-	-	-	-
2	Battambang Institute Of Technology	0	0	-	-	-	-
3	Battambang Prey Kon Kla Provincial Training Center	0	0	-	-	-	-
4	Beng Nimol Vocational Training School	0	0	-	-	-	-
5	Cambodia India Entrepreneurship Development Institute	1	0	-	-	-	-
6	Cambodian Thai Skill Development Center	0	0	-	-	-	-
7	Centre National De La Soie (national Silk Center)	0	0	-	-	-	-
8	Chantiers Ecoles De Formation Professionnelle	4	0	-	-	-	-
9	Industrial Technical Institute	0	0	-	-	-	-
10	JVC Technical School & Workshop	0	0	-	-	-	-
11	Kampong Cham Provincial Training Center	0	0	-	-	-	-
12	Kandal Provincial Training Center	0	0	-	-	-	-
13	Kep Provincial Training Center	0	0	-	-	-	-
14	Koh Kong Provincial Training Center	0	0	-	-	-	-
15	Kompong Chhannng Provincial Training Center	0	0	-	-	-	-
16	Kompong Speu Provincial Training Center	0	0	-	-	-	-
17	Kompong Thom Provincial Training Center	0	0	-	-	-	-
18	Kratie Provincial Training Center	0	0	-	-	-	-
19	Monduliri Provincial Training Center	0	0	-	-	-	-
20	National Institute Of Business	0	0	-	-	-	-
21	National Polytechnic Institute Of Cambodia	0	0	-	-	-	-
22	National Technical Training Institute	0	0	-	-	-	-
23	Pailin Provincial Training Center	0	0	-	-	-	-
24	Preah Kossomak Polytechnic Institute	0	0	-	-	-	-
25	Preah Sihanouk Provincial Training Center	0	0	-	-	-	-
26	Prear Vihea Provincial Training Center	0	0	-	-	-	-
27	Prey Veng Provincial Training Center	0	0	-	-	-	-
28	Provincial Training Center of Otdar Meanchey	0	0	-	-	-	-
29	Pursat Provincial Training Center	1	0	-	-	-	-
30	Ratanakiri Provincial Training Center	0	0	-	-	-	-
31	Regional Polytechnic Institute Techo Sen Battambang	0	0	-	-	-	-
32	Regional Polytechnic Institute Techo Sen Kampot	1	0	-	-	-	-
33	Regional Polytechnic Institute Techo Sen Siem Reap	0	0	-	-	-	-
34	Regional Polytechnic Institute Techo Sen Svayrieng	0	0	-	-	-	-
35	Regional Polytechnic Institute Techo Sen Takeo	0	0	-	-	-	-
36	Rolang Vocational Training School	0	0	-	-	-	-
37	Stung Treng Provincial Training Center	0	0	-	-	-	-
38	Tbong Khmum Provincial Training Center	0	0	-	-	-	-
39	Vocational Training Center Of Preah Vihea Yalay	0	0	-	-	-	-
40	NGOs & private training providers	0	0	-	-	-	-
<b>Whole Country</b>		<b>7</b>	<b>0</b>	-	-	-	-

**Table 14 I - Formal Student Age 55-59 by Institution**

No.	Institution	Enrollment		Drop Out		Graduation	
		Total	Female	Total	Female	Total	Female
1	Banteay Meanchey Provincial Training Center	0	0	-	-	-	-
2	Battambang Institute Of Technology	0	0	-	-	-	-
3	Battambang Prey Kon Kla Provincial Training Center	0	0	-	-	-	-
4	Beng Nimol Vocational Training School	0	0	-	-	-	-
5	Cambodia India Entrepreneurship Development Institute	0	0	-	-	-	-
6	Cambodian Thai Skill Development Center	0	0	-	-	-	-
7	Centre National De La Soie (national Silk Center)	0	0	-	-	-	-
8	Chantiers Ecoles De Formation Professionnelle	0	0	-	-	-	-
9	Industrial Technical Institute	0	0	-	-	-	-
10	JVC Technical School & Workshop	0	0	-	-	-	-
11	Kampong Cham Provincial Training Center	0	0	-	-	-	-
12	Kandal Provincial Training Center	0	0	-	-	-	-
13	Kep Provincial Training Center	0	0	-	-	-	-
14	Koh Kong Provincial Training Center	0	0	-	-	-	-
15	Kompong Chhanng Provincial Training Center	0	0	-	-	-	-
16	Kompong Speu Provincial Training Center	0	0	-	-	-	-
17	Kompong Thom Provincial Training Center	0	0	-	-	-	-
18	Kratie Provincial Training Center	0	0	-	-	-	-
19	Monduliri Provincial Training Center	0	0	-	-	-	-
20	National Institute Of Business	1	0	-	-	-	-
21	National Polytechnic Institute Of Cambodia	0	0	-	-	-	-
22	National Technical Training Institute	0	0	-	-	-	-
23	Pailin Provincial Training Center	0	0	-	-	-	-
24	Preah Kossamak Polytechnic Institute	0	0	-	-	-	-
25	Preah Sihanouk Provincial Training Center	0	0	-	-	-	-
26	Prear Vihea Provincial Training Center	0	0	-	-	-	-
27	Prey Veng Provincial Training Center	0	0	-	-	-	-
28	Provincial Training Center of Otdar Meanchey	0	0	-	-	-	-
29	Pursat Provincial Training Center	0	0	-	-	-	-
30	Ratanakiri Provincial Training Center	0	0	-	-	-	-
31	Regional Polytechnic Institute Techo Sen Battambang	0	0	-	-	-	-
32	Regional Polytechnic Institute Techo Sen Kampot	0	0	-	-	-	-
33	Regional Polytechnic Institute Techo Sen Siem Reap	0	0	-	-	-	-
34	Regional Polytechnic Institute Techo Sen Svayrieng	0	0	-	-	-	-
35	Regional Polytechnic Institute Techo Sen Takeo	0	0	-	-	-	-
36	Rolang Vocational Training School	0	0	-	-	-	-
37	Stung Treng Provincial Training Center	0	0	-	-	-	-
38	Tbong Khmum Provincial Training Center	0	0	-	-	-	-
39	Vocational Training Center Of Preah Vihea Yalay	0	0	-	-	-	-
40	NGOs & private training providers	0	0	-	-	-	-
<b>Whole Country</b>		<b>1</b>	<b>0</b>	-	-	-	-

**Table 14 J - Formal Student Age 60-64 by Institution**

No.	Institution	Enrollment		Drop Out		Graduation	
		Total	Female	Total	Female	Total	Female
1	Banteay Meanchey Provincial Training Center	0	0	-	-	-	-
2	Battambang Institute Of Technology	0	0	-	-	-	-
3	Battambang Prey Kon Kla Provincial Training Center	0	0	-	-	-	-
4	Beng Nimol Vocational Training School	0	0	-	-	-	-
5	Cambodia India Entrepreneurship Development Institute	0	0	-	-	-	-
6	Cambodian Thai Skill Development Center	0	0	-	-	-	-
7	Centre National De La Soie (national Silk Center)	0	0	-	-	-	-
8	Chantiers Ecoles De Formation Professionnelle	0	0	-	-	-	-
9	Industrial Technical Institute	0	0	-	-	-	-
10	JVC Technical School & Workshop	0	0	-	-	-	-
11	Kampong Cham Provincial Training Center	0	0	-	-	-	-
12	Kandal Provincial Training Center	0	0	-	-	-	-
13	Kep Provincial Training Center	0	0	-	-	-	-
14	Koh Kong Provincial Training Center	0	0	-	-	-	-
15	Kompong Chhanng Provincial Training Center	0	0	-	-	-	-
16	Kompong Speu Provincial Training Center	0	0	-	-	-	-
17	Kompong Thom Provincial Training Center	0	0	-	-	-	-
18	Kratie Provincial Training Center	0	0	-	-	-	-
19	Mondulhiri Provincial Training Center	0	0	-	-	-	-
20	National Institute Of Business	0	0	-	-	-	-
21	National Polytechnic Institute Of Cambodia	0	0	-	-	-	-
22	National Technical Training Institute	0	0	-	-	-	-
23	Pailin Provincial Training Center	0	0	-	-	-	-
24	Preah Kossomak Polytechnic Institute	0	0	-	-	-	-
25	Preah Sihanouk Provincial Training Center	0	0	-	-	-	-
26	Prear Vihea Provincial Training Center	0	0	-	-	-	-
27	Prey Veng Provincial Training Center	0	0	-	-	-	-
28	Provincial Training Center of Otdar Meanchey	0	0	-	-	-	-
29	Pursat Provincial Training Center	0	0	-	-	-	-
30	Ratanakiri Provincial Training Center	0	0	-	-	-	-
31	Regional Polytechnic Institute Techo Sen Battambang	0	0	-	-	-	-
32	Regional Polytechnic Institute Techo Sen Kampot	0	0	-	-	-	-
33	Regional Polytechnic Institute Techo Sen Siem Reap	0	0	-	-	-	-
34	Regional Polytechnic Institute Techo Sen Svayrieng	0	0	-	-	-	-
35	Regional Polytechnic Institute Techo Sen Takeo	0	0	-	-	-	-
36	Rolang Vocational Training School	0	0	-	-	-	-
37	Stung Treng Provincial Training Center	0	0	-	-	-	-
38	Tbong Khmum Provincial Training Center	0	0	-	-	-	-
39	Vocational Training Center Of Preah Vihea Yalay	0	0	-	-	-	-
40	NGOs & private training providers	0	0	-	-	-	-
<b>Whole Country</b>		<b>0</b>	<b>0</b>	<b>-</b>	<b>-</b>	<b>-</b>	<b>-</b>

**Table 14 K - Formal Student Age 65-UP by Institution**

No.	Institution	Enrollment		Drop Out		Graduation	
		Total	Female	Total	Female	Total	Female
1	Banteay Meanchey Provincial Training Center	0	0	-	-	-	-
2	Battambang Institute Of Technology	0	0	-	-	-	-
3	Battambang Prey Kon Kla Provincial Training Center	0	0	-	-	-	-
4	Beng Nimol Vocational Training School	2	1	-	-	-	-
5	Cambodia India Entrepreneurship Development Institute	1	0	-	-	-	-
6	Cambodian Thai Skill Development Center	0	0	-	-	-	-
7	Centre National De La Soie (national Silk Center)	0	0	-	-	-	-
8	Chantiers Ecoles De Formation Professionelle	4	0	-	-	-	-
9	Industrial Technical Institute	0	0	-	-	-	-
10	JVC Technical School & Workshop	0	0	-	-	-	-
11	Kampong Cham Provincial Training Center	1	0	-	-	-	-
12	Kandal Provincial Training Center	0	0	-	-	-	-
13	Kep Provincial Training Center	0	0	-	-	-	-
14	Koh Kong Provincial Training Center	0	0	-	-	-	-
15	Kompong Chhanng Provincial Training Center	0	0	-	-	-	-
16	Kompong Speu Provincial Training Center	0	0	-	-	-	-
17	Kompong Thom Provincial Training Center	0	0	-	-	-	-
18	Kratie Provincial Training Center	0	0	-	-	-	-
19	Mondulkiri Provincial Training Center	1	0	-	-	-	-
20	National Institute Of Business	0	0	-	-	-	-
21	National Polytechnic Institute Of Cambodia	0	0	-	-	-	-
22	National Technical Training Institute	0	0	-	-	-	-
23	Pailin Provincial Training Center	0	0	-	-	-	-
24	Preah Kossomak Polytechnic Institute	0	0	-	-	-	-
25	Preah Sihanouk Provincial Training Center	2	0	-	-	-	-
26	Prear Vihea Provincial Training Center	0	0	-	-	-	-
27	Prey Veng Provincial Training Center	0	0	-	-	-	-
28	Provincial Training Center of Otdar Meanchey	0	0	-	-	-	-
29	Pursat Provincial Training Center	1	1	-	-	-	-
30	Ratanakiri Provincial Training Center	0	0	-	-	-	-
31	Regional Polytechnic Institute Techo Sen Battambang	0	0	-	-	-	-
32	Regional Polytechnic Institute Techo Sen Kampot	0	0	-	-	-	-
33	Regional Polytechnic Institute Techo Sen Siem Reap	0	0	-	-	-	-
34	Regional Polytechnic Institute Techo Sen Svayrieng	1	0	-	-	-	-
35	Regional Polytechnic Institute Techo Sen Takeo	0	0	-	-	-	-
36	Rolang Vocational Training School	0	0	-	-	-	-
37	Stung Treng Provincial Training Center	0	0	-	-	-	-
38	Tbong Khmum Provincial Training Center	0	0	-	-	-	-
39	Vocational Training Center Of Preah Vihea Yalay	0	0	-	-	-	-
40	NGOs & private training providers	0	0	-	-	-	-
<b>Whole Country</b>		<b>13</b>	<b>2</b>	-	-	-	-

**Table 15 A - Employed after Graduation, Whole Country**

<i>Particular</i>	<i>Number of institutions</i>	<i>3 months after graduation</i>		<i>6 months after graduation</i>	
		<i>Total</i>	<i>Female</i>	<i>Total</i>	<i>Female</i>
Whole country	39	-	-	-	-

**By institution category**

Institute	15	-	-	-	-
PTC / VTC	24	-	-	-	-
NGO & Private	-	-	-	-	-

**By location**

Phnom Penh	8	-	-	-	-
Provinces	31	-	-	-	-

Table 15 B - 3 Months Employed after Graduation by Training Level

<i>Particular</i>	<i>Number of institutions</i>	<i>Short Course</i>		<i>C1</i>		<i>C2</i>		<i>C3</i>		<i>Higher Diploma</i>		<i>Bachelor</i>	
		<i>Total</i>	<i>Female</i>	<i>Total</i>	<i>Female</i>	<i>Total</i>	<i>Female</i>	<i>Total</i>	<i>Female</i>	<i>Total</i>	<i>Female</i>	<i>Total</i>	<i>Female</i>
<b>Whole country</b>	<b>39</b>												
<b>By institution category</b>													
Institute	15												
PTC / VTC	24												
NGO & Private	0												
<b>By location</b>													
Phnom Penh	8												
Provinces	31												



**Table 15 C - 6 Months Employed after Graduation by Training Level**

<i>Particular</i>	<i>Number of institutions</i>	<i>Short Course</i>		<i>C1</i>		<i>C2</i>		<i>C3</i>		<i>Higher Diploma</i>		<i>Bachelor</i>	
		<i>Total</i>	<i>Female</i>	<i>Total</i>	<i>Female</i>	<i>Total</i>	<i>Female</i>	<i>Total</i>	<i>Female</i>	<i>Total</i>	<i>Female</i>	<i>Total</i>	<i>Female</i>
<b>Whole country</b>	<b>39</b>												
<b>By institution category</b>													
Institute	15												
PTC / VTC	24												
NGO & Private	0												
<b>By location</b>													
Phnom Penh	8												
Provinces	31												

**Table 15 D - Employed after Graduation by Province**

Province	Number of institutions		3 Months Employed after graduation <input type="checkbox"/>						6 Months Employed after graduation					
	Public	Private	Grand Total		Public		Private		Grand Total		Public		Private	
			Total	Female	Total	Female	Total	Female	Total	Female	Total	Female	Total	Female
Banteay Meanchey	1	0												
Battambang	3	0												
Kampong Cham	1	0												
Kampong Chhnang	1	0												
Kampong Speu	1	0												
Kampong Thom	1	0												
Kampot	2	0												
Kandal	1	0												
Kep	1	0												
Koh Kong	1	0												
Kratie	1	0												
Mondul Kiri	1	0												
Otdar Meanchey	1	0												
Pailin	1	0												
Phnom Penh	8	0												
Preah Sihanouk	1	0												
Preah Vihear	2	0												
Prey Veng	1	0												
Pursat	2	0												
Ratanak Kiri	1	0												
Siem Reap	3	0												
Stung Treng	1	0												
Svay Rieng	1	0												
Takeo	1	0												
Tbong Khmum	1	0												
<b>Whole Country</b>	<b>39</b>	<b>0</b>												

**Table 15 E - Employed after Graduation by Training Institution**

<b>No.</b>	<b>Institution</b>	<b>3 Months Employed after graduation</b>		<b>6 Months Employed after graduation</b>	
		<b>Total</b>	<b>Female</b>	<b>Total</b>	<b>Female</b>
1	Banteay Meanchey Provincial Training Center				
2	Battambang Institute Of Technology				
3	Beng Nimol Vocational Training School				
4	Cambodia India Entrepreneurship Development Center				
5	Cambodian Thai Skill Development Center				
6	Centre National De La Soie ( National Silk Center )				
7	Chantiers Ecoles De Formation Professionnelle				
8	Industrial Technical Institute				
9	Jvc Technical School & Workshop				
10	Kampong Cham Provincial Training Center				
11	Koh Kong Provincial Training Center				
12	Kompong Chhanng Provincial Training Center				
13	Kompong Speu Provincial Training Center				
14	Kompong Thom Provincial Training Center				
15	Kratie Provincaill Training Center				
16	Mondulkiri Provincial Training Center				
17	National Institute Of Business				
18	National Polytechnic Institute Of Cambodia				
19	National Technical Training Institute				
20	Otdar Meanchey Provincial Training Center				
21	Pailin Provincial Training Center				
22	Preah Kossomak Polytechnic Institute				
23	Preah Sihanouk Provincial Training Center				
24	Prear Vihea Provincial Training Center				
25	Prey Vaeng Provincial Training Center				
26	Provincial Training Center Battambang Prey Kon Kla				
27	Provincial Training Center Kandal				
28	Provincial Training Center Kep				
29	Pursat Provinceal Training Center				
30	Ratanakiri Provincial Training Center				
31	Regional Polytechnic Institute Techo Sen Battambang				
32	Regional Polytechnic Institute Techo Sen Kampot				
33	Regional Polytechnic Institute Techo Sen Siem Reap				
34	Regional Polytechnic Institute Techo Sen Svayrieng				
35	Regional Polytechnic Institute Techo Sen Takeo				
36	Rolang Vocational Training School				
37	Strung Treng Provincaill Training Center				
38	Tbong Khmum Vocational Training Center				
39	Vocational Training Center Of Preah Vihea Yalay				
40	NGOs & private training providers				
<b>Whole Country</b>					

# **APPENDIXES**

**Appendix 1: Short Course Enrollment by Course Name, Whole Country**

No.	Course Name	Number of Course	Enrollment	
			Total	Female
1	Chicken Raising	73	1,391	792
2	Vegetable Growing	67	1,327	759
3	Connecting Electricity	48	715	25
4	Pig Raising	32	615	400
5	Fish Farming	32	547	272
6	Air-condition Repairing	31	474	10
7	Computer Repair	28	434	147
8	Computer Service	28	434	198
9	Camposh Fertilizer	20	400	258
10	Cattle Raising	16	320	139
11	Computer Design	20	300	107
12	Motor Repairing	22	293	1
13	Mushroom Growing	15	280	199
14	Wedding Outfitting	18	279	270
15	Hair Dressing	18	262	261
16	Body Enhancement	16	234	225
17	Sewing	16	231	169
18	Masonry	14	210	7
19	Small Engine Repair	13	189	-
20	Veterinary	11	169	75
21	Post Havest Technology	8	160	135
22	Sewing For Women	10	147	138

No.	Course Name	Number of Course	Enrollment	
			Total	Female
23	Rice Crop	8	141	82
24	Bakery And Cookery	9	136	55
25	Graphic Design	8	120	10
26	Food Processing	6	120	88
27	Crop Growing	8	117	75
28	Welding	7	111	2
29	Model Design Sewing	7	105	75
30	Auto Repairing	7	105	1
31	Auto System Repairing	3	83	2
32	Graft Tree	4	80	31
33	Barber	5	75	1
34	Accounting And Finance	3	74	67
35	Computer Access	4	71	44
36	Cricket Raising	3	60	36
37	Natural Fertilizer	3	60	38
38	Hopitality And Tourism	4	50	33
39	Sewing Machine Repair	3	45	-
40	Soap Making	2	40	32
41	Cassava Growing	2	40	26
42	Branch Tree Crossbreed Fruit	2	40	20
43	Animal Food	2	40	24
44	Em Fertilizer	2	40	35
45	Village Livestock	2	30	8
46	Ethnic Weaving	2	30	27
47	Minitractor Repair	2	30	-

No.	Course Name	Number of Course	Enrollment	
			Total	Female
48	Hand Phone Repairing	2	30	3
49	Water Networking	2	30	-
50	Data Clerk	1	22	6
51	Electronic Repair	1	22	-
52	Animal Feed Processing	1	20	12
53	Orange Growing	1	20	18
54	Marketing Management	1	19	14
<b>Whole Country</b>		<b>673</b>	<b>11,417</b>	<b>5,452</b>

**Appendix 2: CENTER BASE - Short Course Enrollment by Course Name, Whole Country**

No.	Course Name	Number of Course	Enrollment	
			Total	Female
1	Connecting Electricity	45	672	25
2	Air-condition Repairing	30	457	10
3	Computer Repair	27	419	147
4	Computer Service	27	419	198
5	Computer Design	19	288	104
6	Vegetable Growing	13	260	66
7	Fish Farming	13	243	115
8	Body Enhancement	16	234	225
9	Chicken Raising	12	223	106
10	Wedding Outfitting	14	214	208
11	Masonary	14	210	7
12	Motor Repairing	16	203	1
13	Small Engine Repair	13	189	-
14	Sewing	13	186	159
15	Bakery And Cookery	9	136	55
16	Hair Dressing	9	128	127
17	Auto Repairing	7	105	1
18	Welding	6	96	2
19	Graphic Design	6	90	10
20	Auto System Repairing	3	83	2
21	Cattle Raising	4	80	34
22	Camposh Fertilizer	4	80	40



No.	Course Name	Number of Course	Enrollment	
			Total	Female
23	Model Design Sewing	5	75	46
24	Accounting And Finance	3	74	67
25	Computer Access	4	71	44
26	Pig Raising	3	60	55
27	Sewing For Women	4	57	51
28	Hopitality And Tourism	4	50	33
29	Sewing Machine Repair	3	45	-
30	Rice Crop	2	40	26
31	Food Processing	2	40	19
32	Minitractor Repair	2	30	-
33	Hand Phone Repairing	2	30	3
34	Water Networking	2	30	-
35	Electronic Repair	1	22	-
36	Data Clerk	1	22	6
37	Graft Tree	1	20	5
38	Post Havest Technology	1	20	14
39	Animal Food	1	20	20
40	Mushroom Growing	1	20	16
41	Veterinary	1	19	9
42	Marketing Management	1	19	14
43	Village Livestock	1	15	-
<b>Whole Country</b>		<b>365</b>	<b>5,794</b>	<b>2,070</b>

**Appendix 3: ENTERPRISE BASE - Short Course Enrollment by Course Name, Whole Country**

No.	Course Name	Number of Course	Enrollment	
			Total	Female
1	Hair Dressing	8	119	119
2	Barber	5	75	1
3	Wedding Outfitting	3	50	47
4	Motor Repairing	3	45	-
5	Sewing	2	30	10
6	Model Design Sewing	2	30	29
7	Natural Fertilizer	1	20	-
8	Vegetable Growing	1	20	17
9	Post Harvest Technology	1	20	14
10	Chicken Raising	1	20	-
11	Air-condition Repairing	1	17	-
12	Sewing For Women	1	15	15
13	Welding	1	15	-
14	Graphic Design	1	15	-
15	Computer Repair	1	15	-
16	Computer Service	1	15	-
17	Connecting Electricity	1	14	-
18	Computer Design	1	12	3
<b>Whole Country</b>		<b>35</b>	<b>547</b>	<b>255</b>

**Appendix 4: COMMUNITY BASE - Short Course Enrollment by Course Name, Whole Country**

No.	Course Name	Number of Course	Enrollment	
			Total	Female
1	Chicken Raising	60	1,148	686
2	Vegetable Growing	53	1,047	676
3	Pig Raising	29	555	345
4	Camposh Fertilizer	16	320	218
5	Fish Farming	19	304	157
6	Mushroom Growing	14	260	183
7	Cattle Raising	12	240	105
8	Veterinary	10	150	66
9	Post Havest Technology	6	120	107
10	Crop Growing	8	117	75
11	Rice Crop	6	101	56
12	Food Processing	4	80	69
13	Sewing For Women	5	75	72
14	Cricket Raising	3	60	36
15	Graft Tree	3	60	26
16	Motor Repairing	3	45	-
17	Em Fertilizer	2	40	35
18	Branch Tree Crossbreed Fruit	2	40	20
19	Natural Fertilizer	2	40	38
20	Soap Making	2	40	32
21	Cassava Growing	2	40	26
22	Ethnic Weaving	2	30	27

No.	Course Name	Number of Course	Enrollment	
			Total	Female
23	Connecting Electricity	2	29	-
24	Orange Growing	1	20	18
25	Animal Feed Processing	1	20	12
26	Animal Food	1	20	4
27	Sewing	1	15	-
28	Graphic Design	1	15	-
29	Hair Dressing	1	15	15
30	Village Livestock	1	15	8
31	Wedding Outfitting	1	15	15
<b>Whole Country</b>		<b>273</b>	<b>5,076</b>	<b>3,127</b>

### Appendix 5: Long Course Enrollment by Course Name, Whole Country

No.	Subject Name	Number of Course	Enrollment	
			Total	Female
1	Electricity	250	9,261	453
2	Civil Engineering	116	5,158	245
3	Information Technology	123	2,360	775
4	Accounting And Finance	55	1,887	1,510
5	Automobile	68	1,600	70
6	English Language	42	1,189	553
7	Banking And Finance	37	1,115	640
8	Business Administration	29	894	289
9	Electronic	21	650	56
10	Accounting	30	645	512
11	Air Conditioning	26	605	16
12	Mechanical	20	492	6
13	Marketing	24	376	176
14	Tourism And Hospitality	26	287	146
15	Architecture	8	247	93
16	Business Information Technology	10	245	98
17	Welding	8	154	48
18	Veterinary Science	10	106	38
19	Metal Engineering	9	104	2
20	Cookery	2	43	25
21	Agriculture Science	1	23	14
22	Industrial Facilities	1	12	4
23	Graphic Design	1	9	5
<b>Whole Country</b>		<b>917</b>	<b>27,462</b>	<b>5,774</b>

**Appendix 6: CERTIFICATE LEVEL 1 - Enrollment by Course Name, Whole Country**

No.	Subject Name	Number of Course	Enrollment	
			Total	Female
1	Electricity	27	562	46
2	Information Technology	19	531	298
3	Automobile	15	204	3
4	Civil Engineering	8	112	-
5	Welding	4	79	1
6	Business Information Technology	2	74	36
7	Air Conditioning	5	47	-
8	Mechanical	1	33	-
9	Metal Engineering	1	27	-
10	Tourism And Hospitality	1	13	10
<b>Whole Country</b>		<b>83</b>	<b>1,682</b>	<b>394</b>

**Appendix 7: CERTIFICATE LEVEL 2 - Enrollment by Course Name, Whole Country**

No.	Subject Name	Number of Course	Enrollment	
			Total	Female
1	Electricity	17	205	14
2	Civil Engineering	3	52	5
3	Automobile	6	50	-
4	Business Information Technology	2	31	9
5	Mechanical	3	23	-
6	Information Technology	4	20	6
7	Air Conditioning	2	14	-
8	Veterinary Science	1	3	-
<b>Whole Country</b>		<b>38</b>	<b>398</b>	<b>34</b>

**Appendix 8: CERTIFICATE LEVEL 3 - Enrollment by Course Name, Whole Country**

No.	Subject Name	Number of Course	Enrollment	
			Total	Female
1	Electricity	12	134	16
2	Automobile	5	29	-
3	Information Technology	3	27	7
4	Civil Engineering	3	24	3
5	Mechanical	2	20	1
6	Business Information Technology	1	12	3
7	Air Conditioning	2	11	1
8	Graphic Design	1	9	5
<b>Whole Country</b>		<b>29</b>	<b>266</b>	<b>36</b>



**Appendix 9: ASSOCIATE - Enrollment by Course Name, Whole Country**

No.	Subject Name	Number of Course	Enrollment	
			Total	Female
1	Electricity	89	3,485	212
2	Automobile	29	979	65
3	Civil Engineering	20	918	37
4	English Language	30	880	410
5	Information Technology	40	660	226
6	Air Conditioning	14	433	11
7	Electronic	6	179	10
8	Accounting	14	160	140
9	Accounting And Finance	6	131	94
10	Business Administration	6	129	29
11	Business Information Technology	5	128	50
12	Veterinary Science	9	103	38
13	Banking And Finance	5	80	47
14	Metal Engineering	8	77	2
15	Cookery	2	43	25
16	Mechanical	2	35	-
17	Tourism And Hospitality	2	25	16
18	Agriculture Science	1	23	14
19	Marketing	4	22	10
20	Industrial Facilities	1	12	4
21	Welding	1	1	-
<b>Whole Country</b>		<b>294</b>	<b>8,503</b>	<b>1,440</b>

**Appendix 10: BACHELOR - Enrollment by Course Name, Whole Country**

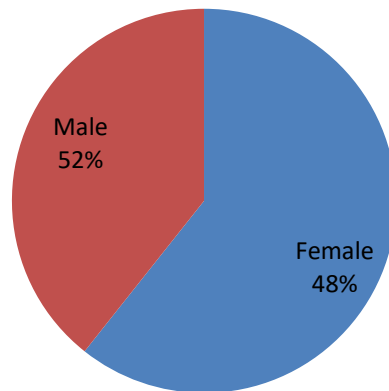
No.	Subject Name	Number of Course	Enrollment	
			Total	Female
1	Electricity	105	4,875	165
2	Civil Engineering	79	3,979	198
3	Accounting And Finance	49	1,756	1,416
4	Information Technology	57	1,122	238
5	Banking And Finance	32	1,035	593
6	Business Administration	23	765	260
7	Accounting	16	485	372
8	Electronic	15	471	46
9	Mechanical	12	381	5
10	Marketing	20	354	166
11	Automobile	13	338	2
12	English Language	12	309	143
13	Tourism And Hospitality	23	249	120
14	Architecture	8	247	93
15	Air Conditioning	3	100	4
16	Welding	3	74	47
<b>Whole Country</b>		<b>470</b>	<b>16,540</b>	<b>3,868</b>

# Appendix 11 - Short Course Student Overview

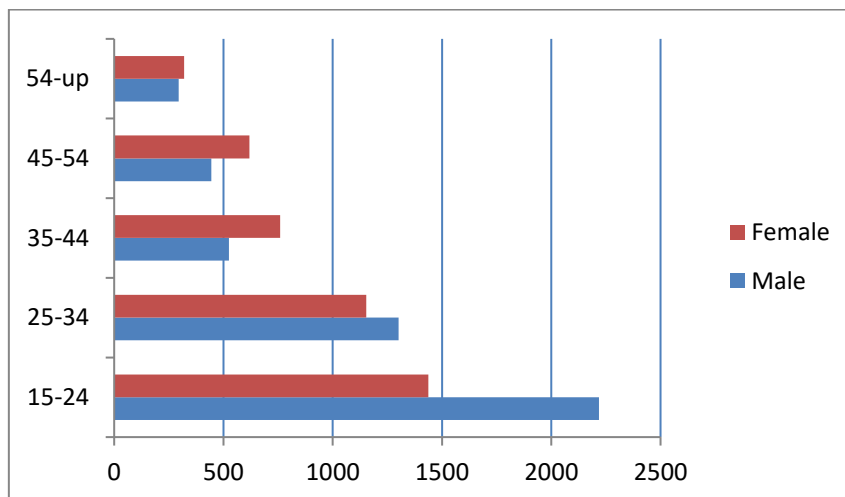
**1%** are orphans.

**2%** are disables.

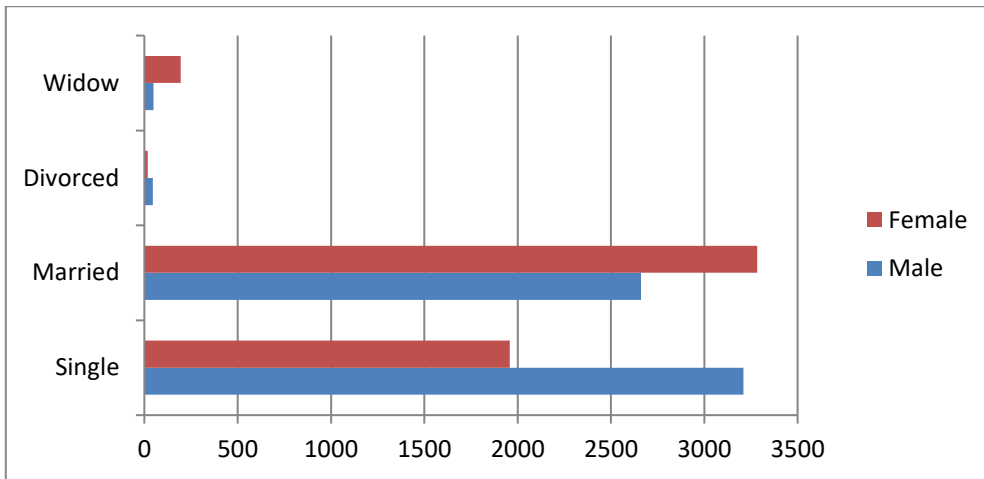
**26%** are ethnic minorities.



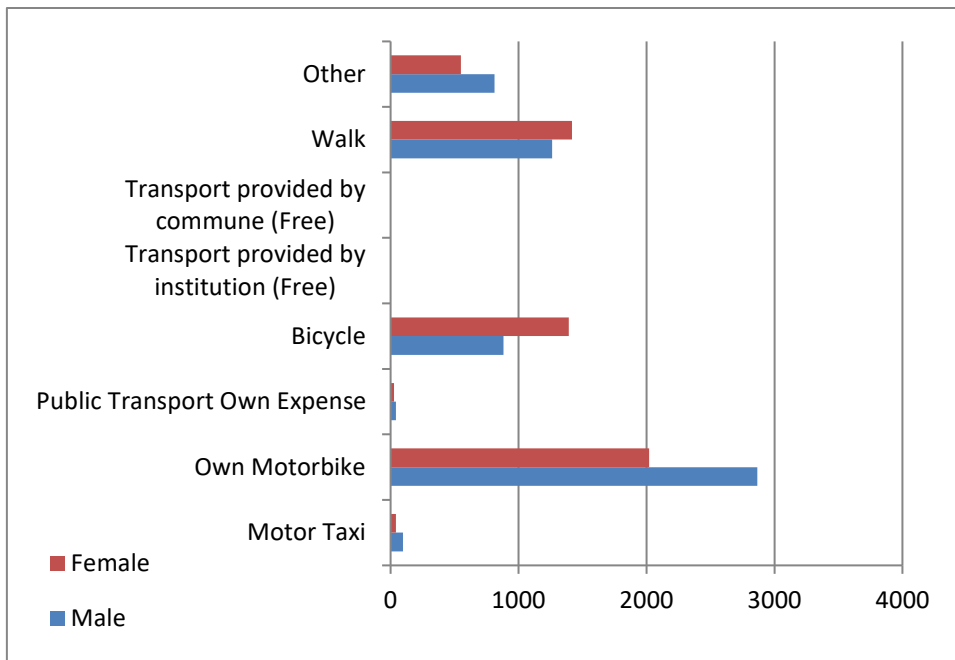
**Gender Parity**



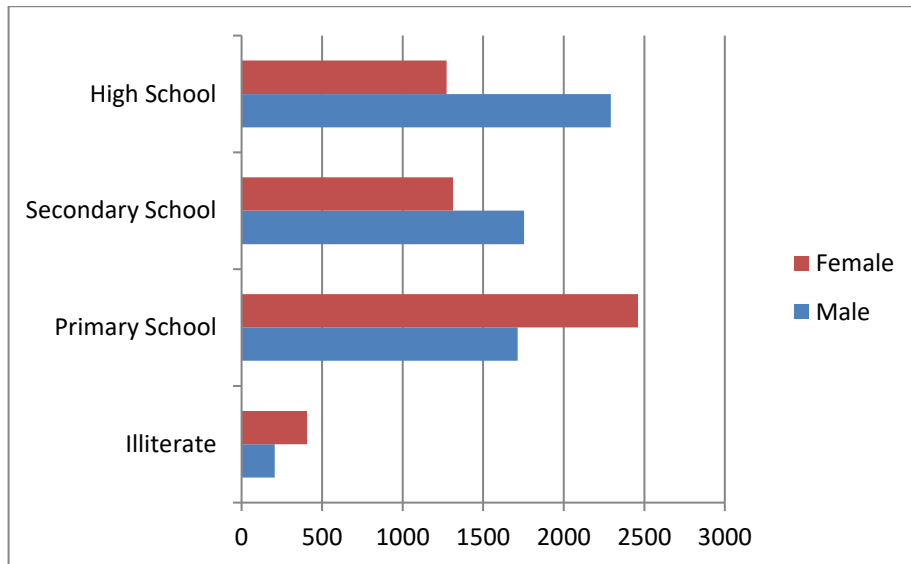
**Age Range**



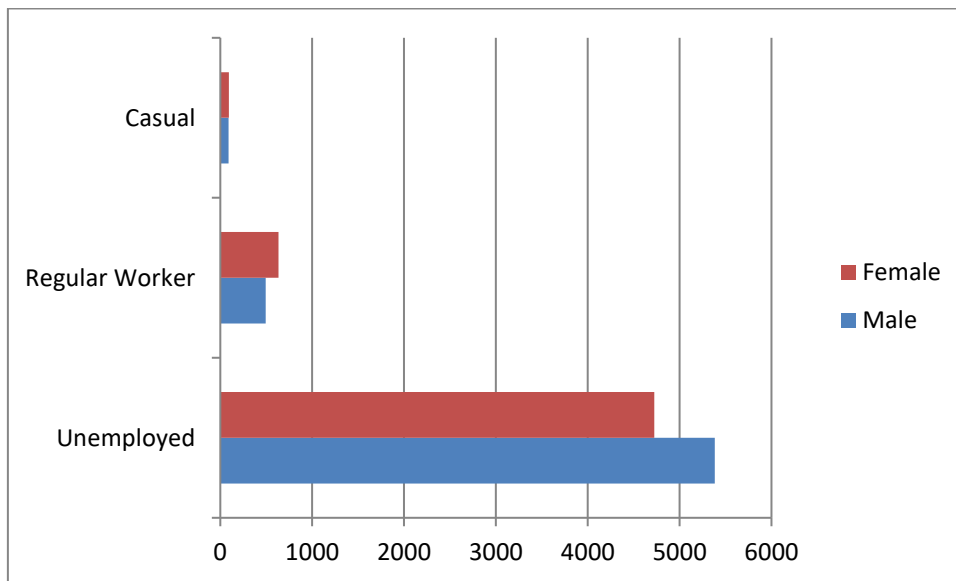
**Marital Status**



**Transportation Method**



**General Education**



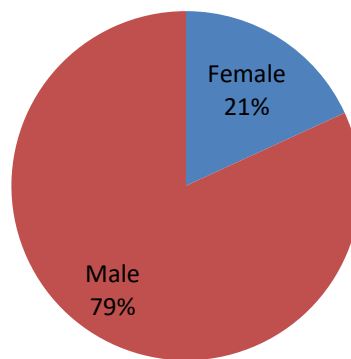
**Employment Status**

# Appendix 12 - LONG Course Student Overview

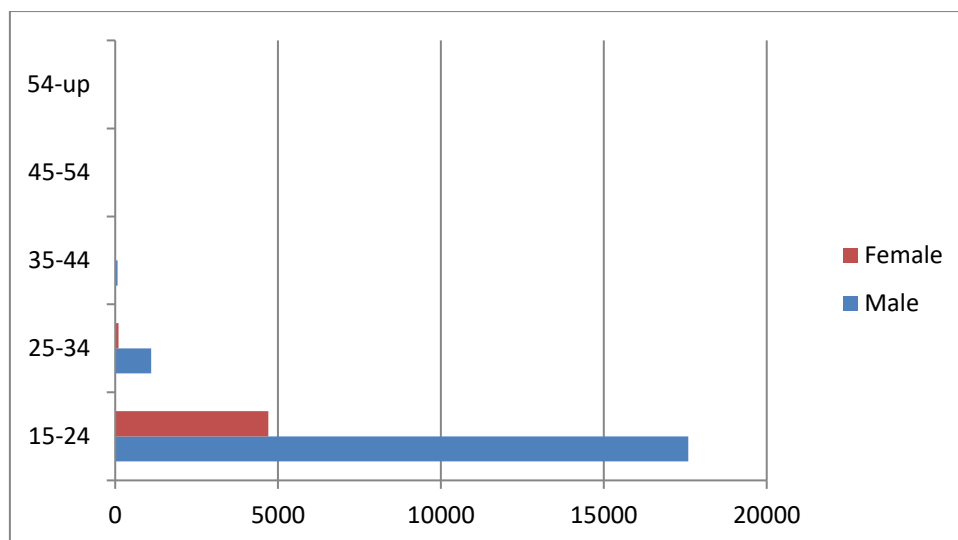
**1%** are orphans.

**1%** are disables.

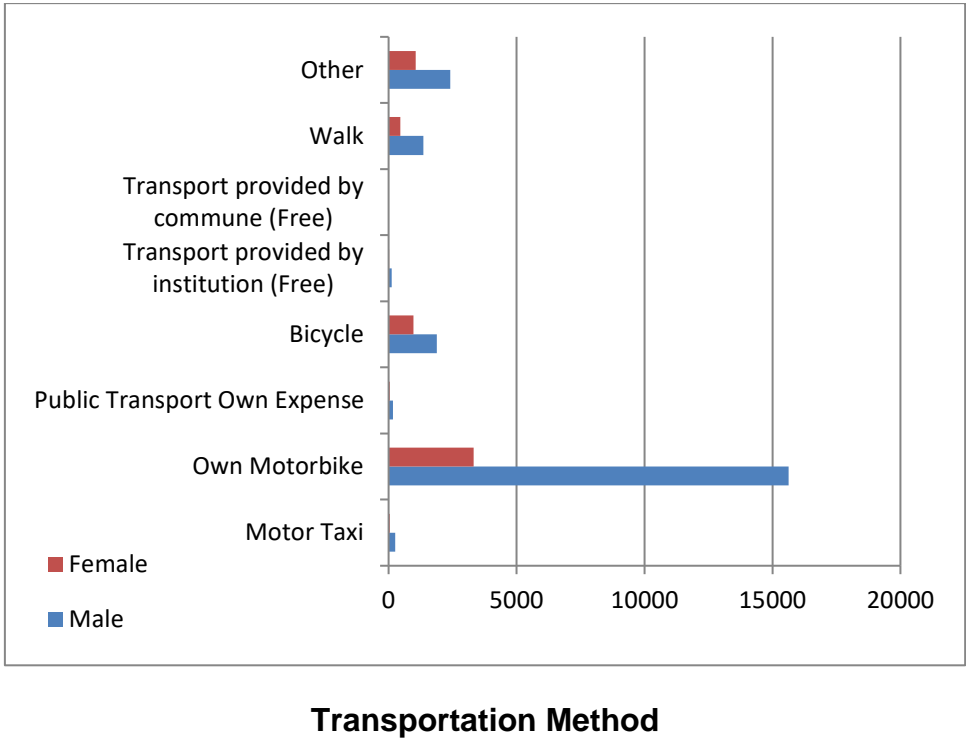
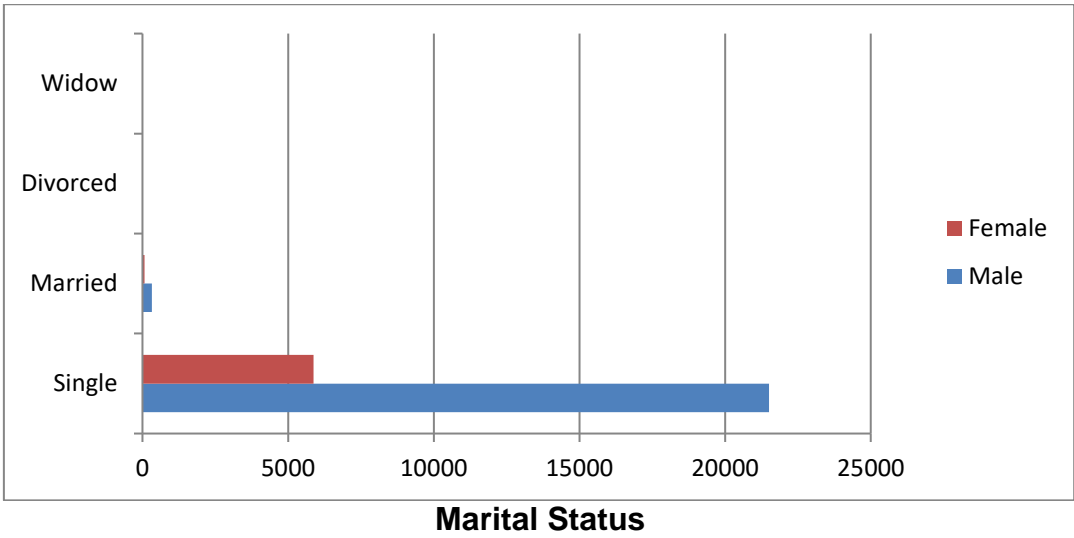
**17%** are ethnic minorities.

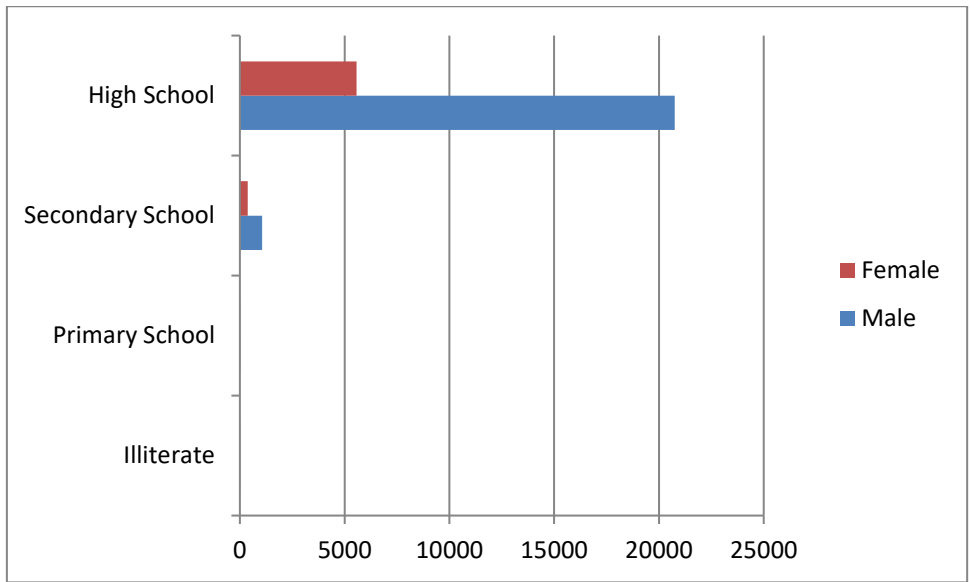


**Gender Parity**

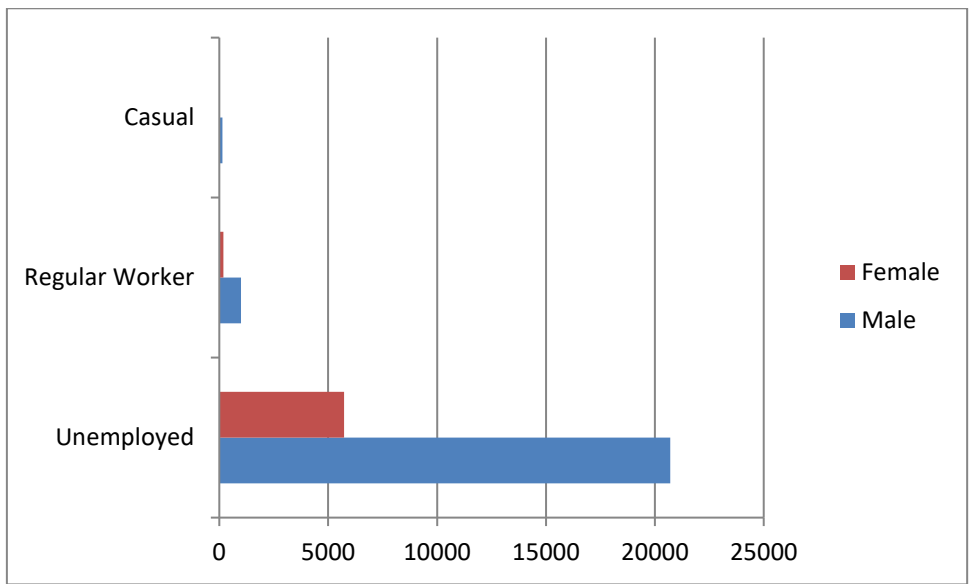


**Age Range**





**General Education**



**Employment Status**